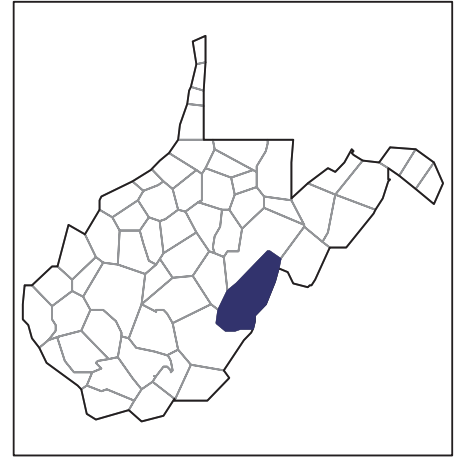


2007 CENSUS OF AGRICULTURE



Pocahontas County – West Virginia

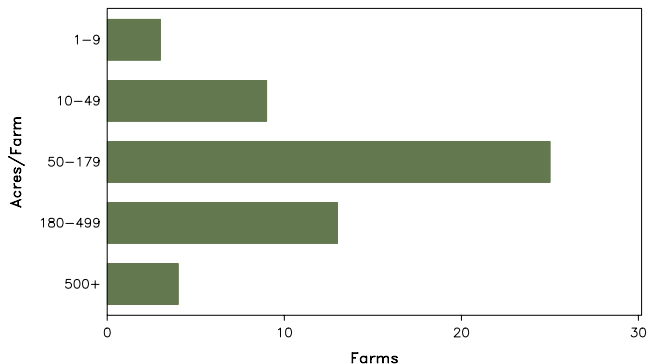
Farms with Women Principal Operators Compared with All Farms

	Women Principal Operators	All Farms
Number of Farms	54	390
Land in Farms	9,813 acres	121,878 acres
Average Size of Farm	182 acres	313 acres
Market Value of Products Sold	\$361,000	\$8,165,000
Crop Sales	\$75,000	\$497,000
Livestock Sales	\$286,000	\$7,668,000
Average Per Farm	\$6,687	\$20,935
Government Payments	\$9,000	\$88,000
Average Per Farm Receiving Payments	\$545	\$792

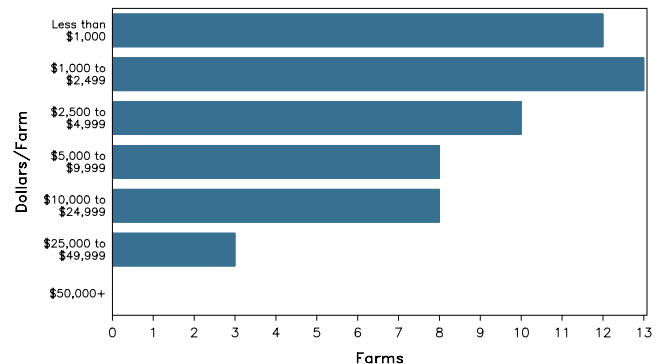
See footnotes on reverse page.

Farms with Women Principal Operators

Farms by Size



Farms by Economic Size



2007 CENSUS OF AGRICULTURE

Pocahontas County – West Virginia Farms with Women Principal Operators

Selected Highlights

Item	Farms	Quantity
MARKET VALUE OF AGRICULTURAL PRODUCTS SOLD (\$1,000)		
Total value of agricultural products sold	54	361
Value of crops including nursery and greenhouse	25	75
Value of livestock, poultry, and their products	36	286
VALUE OF SALES BY COMMODITY GROUP (\$1,000)		
Grains, oilseeds, dry beans, and dry peas	-	-
Tobacco	-	-
Cotton and cottonseed	-	-
Vegetables, melons, potatoes and sweet potatoes	3	(D)
Fruits, tree nuts, and berries	1	(D)
Nursery, greenhouse, floriculture, and sod	1	(D)
Cut Christmas trees and short rotation woody crops	-	-
Other crops and hay	21	(D)
Poultry and eggs	10	4
Cattle and calves	23	(D)
Milk and other dairy products from cows	-	-
Hogs and pigs	8	8
Sheep, goats, and their products	6	32
Horses, ponies, mules, burros, and donkeys	6	20
Aquaculture	-	-
Other animals and other animal products	5	(D)
TOP CROP ITEMS (acres)		
Forage - land used for all hay and haylage, grass silage, and greenchop	37	1,225
Land in berries	4	11
Vegetables harvested for sale	3	(D)
Apples	1	(D)
Peaches, all	1	(D)
TOP LIVESTOCK INVENTORY ITEMS (number)		
Cattle and calves	24	523
Sheep and lambs	4	237
Layers	9	199
Horses and ponies	28	132
Rabbits and their pelts	2	(D)

Operator Characteristics

Item	Quantity
Primary occupation:	
Farming	31
Other	23
Days worked off farm:	
None	20
Any	34
Years on present farm:	
2 years or less	5
3 to 4 years	6
5 to 9 years	9
10 years or more	34
Age group:	
Under 45 years	14
45 to 64 years	31
65 years and over	9
Average age of principal operator (years)	54.4

Economic Characteristics

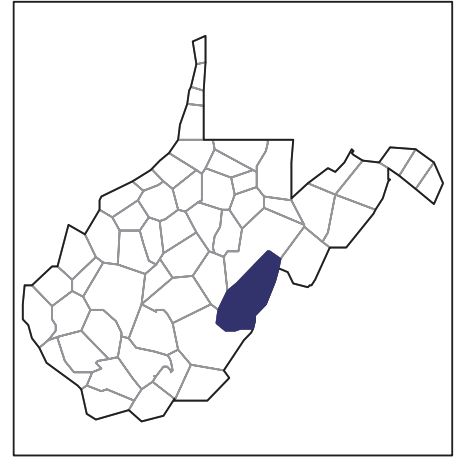
Item	Quantity
Farms by value of sales:	
Less than \$1,000	15
\$1,000 to \$2,499	11
\$2,500 to \$4,999	9
\$5,000 to \$9,999	8
\$10,000 to \$49,999	11
\$50,000 to \$99,999	-
\$100,000 to \$249,999	-
\$250,000 to \$499,999	-
\$500,000 or more	-
Total farm production expenses (\$1,000)	534
Average per farm (\$)	9,888
Net cash farm income of operation (\$1,000)	-93
Average per farm (\$)	-1,726
Value of agricultural products sold directly to individuals for human consumption (\$1,000)	(D)
Total organic product sales (\$1,000)	(D)
Total income from farm-related sources, gross before taxes and expenses (\$1,000)	71

See "Census of Agriculture, Volume 1, Geographic Area Series" for complete footnotes, explanations, definitions, and methodology.
(D) Cannot be disclosed. (Z) Less than half of the unit shown.

2007 CENSUS OF AGRICULTURE

Pocahontas County – West Virginia

Farms with Spanish, Hispanic, or Latino Operators Compared with All Farms



Data are not available at this geographic level for farms with Spanish, Hispanic, or Latino operators.



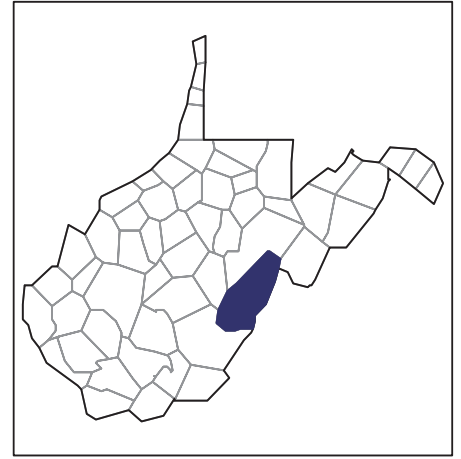
United States Department of Agriculture
National Agricultural Statistics Service

www.agcensus.usda.gov

2007 CENSUS OF AGRICULTURE

Pocahontas County – West Virginia

Farms with American Indian or Alaska Native Operators Compared with All Farms



Data are not available at this geographic level for farms with American Indian or Alaska Native operators.



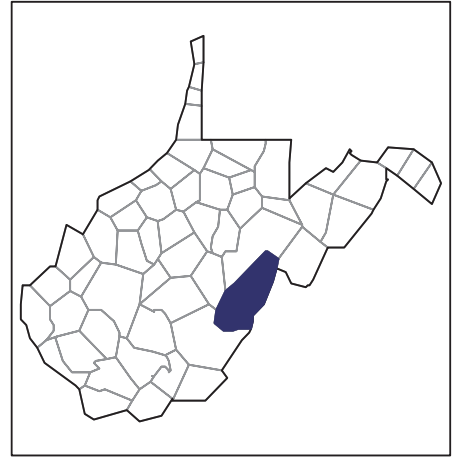
United States Department of Agriculture
National Agricultural Statistics Service

www.agcensus.usda.gov

2007 CENSUS OF AGRICULTURE

Pocahontas County – West Virginia

**Farms with Asian Operators
Compared with All Farms**



Data are not available at this geographic level for farms with Asian operators.



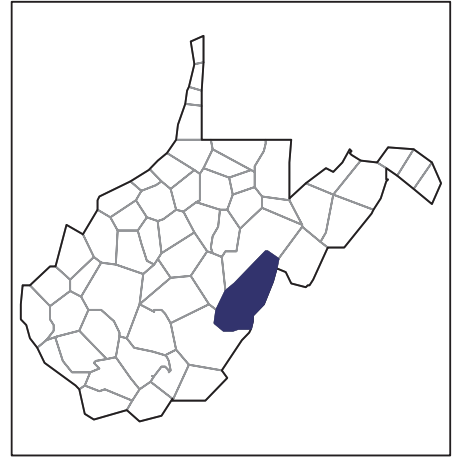
United States Department of Agriculture
National Agricultural Statistics Service

www.agcensus.usda.gov

2007 CENSUS OF AGRICULTURE

Pocahontas County – West Virginia

Farms with Black or African American Operators Compared with All Farms



Data are not available at this geographic level for farms with Black or African American operators.



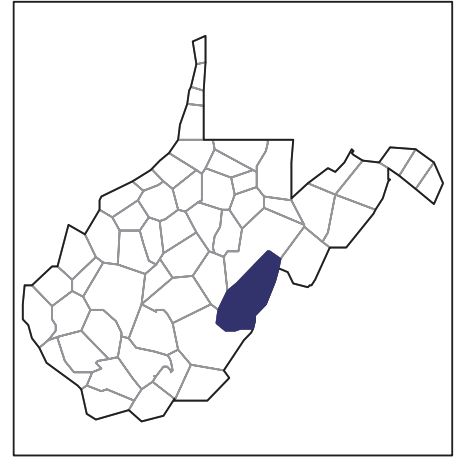
United States Department of Agriculture
National Agricultural Statistics Service

www.agcensus.usda.gov

2007 CENSUS OF AGRICULTURE

Pocahontas County – West Virginia

Farms with Native Hawaiian or Other Pacific Islander Operators Compared with All Farms



Data are not available at this geographic level for farms with Native Hawaiian or Other Pacific Islander operators.



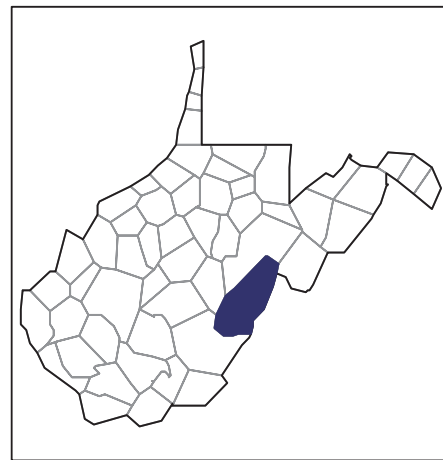
United States Department of Agriculture
National Agricultural Statistics Service

www.agcensus.usda.gov

2007 CENSUS OF AGRICULTURE

Pocahontas County – West Virginia

**Farms with White Operators
Compared with All Farms**



Data are not available at this geographic level for farms with White operators.



United States Department of Agriculture
National Agricultural Statistics Service

www.agcensus.usda.gov

