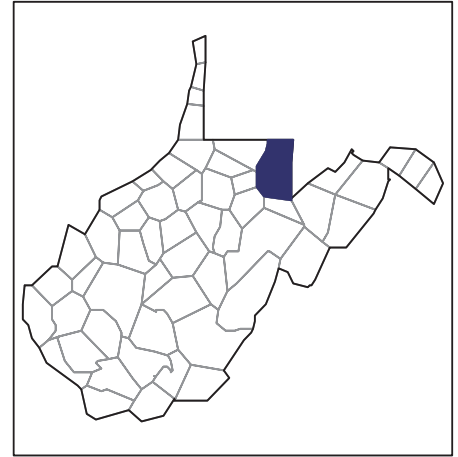


2007 CENSUS OF AGRICULTURE



Preston County – West Virginia

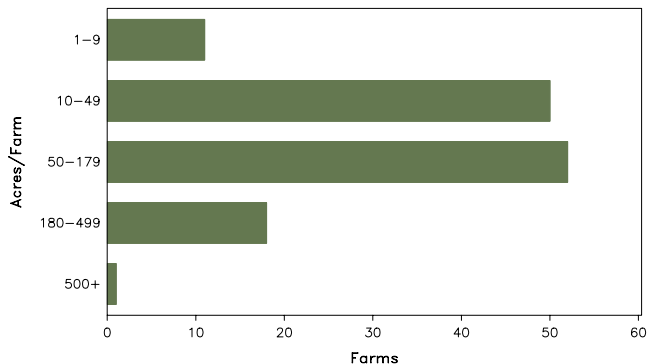
Farms with Women Principal Operators Compared with All Farms

	Women Principal Operators	All Farms
Number of Farms	132	1,048
Land in Farms	11,075 acres	152,276 acres
Average Size of Farm	84 acres	145 acres
Market Value of Products Sold	\$572,000	\$13,644,000
Crop Sales	\$137,000	\$2,487,000
Livestock Sales	\$435,000	\$11,157,000
Average Per Farm	\$4,332	\$13,019
Government Payments	\$3,000	\$72,000
Average Per Farm Receiving Payments	\$1,020	\$1,037

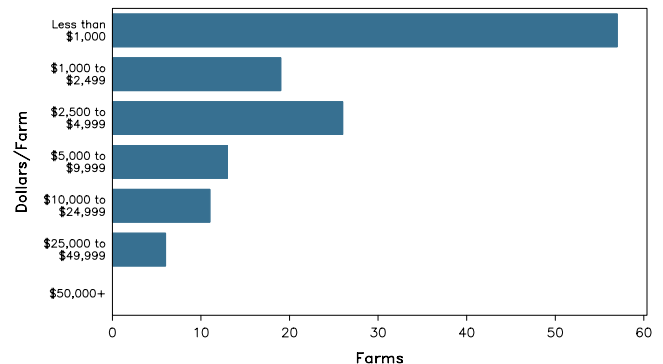
See footnotes on reverse page.

Farms with Women Principal Operators

Farms by Size



Farms by Economic Size



2007 CENSUS OF AGRICULTURE

Preston County – West Virginia Farms with Women Principal Operators

Selected Highlights

Item	Farms	Quantity
MARKET VALUE OF AGRICULTURAL PRODUCTS SOLD (\$1,000)		
Total value of agricultural products sold	132	572
Value of crops including nursery and greenhouse	52	137
Value of livestock, poultry, and their products	73	435
VALUE OF SALES BY COMMODITY GROUP (\$1,000)		
Grains, oilseeds, dry beans, and dry peas	5	13
Tobacco	-	-
Cotton and cottonseed	-	-
Vegetables, melons, potatoes and sweet potatoes	6	(D)
Fruits, tree nuts, and berries	4	(D)
Nursery, greenhouse, floriculture, and sod	2	(D)
Cut Christmas trees and short rotation woody crops	1	(D)
Other crops and hay	39	72
Poultry and eggs	10	(D)
Cattle and calves	40	307
Milk and other dairy products from cows	-	-
Hogs and pigs	2	(D)
Sheep, goats, and their products	14	22
Horses, ponies, mules, burros, and donkeys	14	91
Aquaculture	-	-
Other animals and other animal products	5	7
TOP CROP ITEMS (acres)		
Forage - land used for all hay and haylage, grass silage, and greenchop	80	1,721
Oats for grain	2	(D)
Cut Christmas trees	4	(D)
Corn for grain	5	30
Land in berries	3	24
TOP LIVESTOCK INVENTORY ITEMS (number)		
Cattle and calves	48	856
Horses and ponies	50	309
Sheep and lambs	14	258
Layers	13	209
Goats, all	10	92

Operator Characteristics

Item	Quantity
Primary occupation:	
Farming	64
Other	68
Days worked off farm:	
None	45
Any	87
Years on present farm:	
2 years or less	5
3 to 4 years	10
5 to 9 years	35
10 years or more	82
Age group:	
Under 45 years	18
45 to 64 years	63
65 years and over	51
Average age of principal operator (years)	59.8

Economic Characteristics

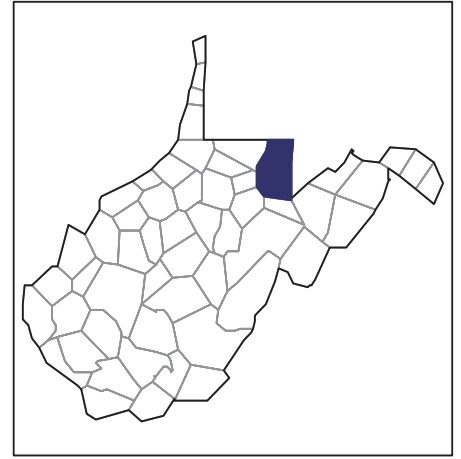
Item	Quantity
Farms by value of sales:	
Less than \$1,000	57
\$1,000 to \$2,499	19
\$2,500 to \$4,999	26
\$5,000 to \$9,999	13
\$10,000 to \$49,999	17
\$50,000 to \$99,999	-
\$100,000 to \$249,999	-
\$250,000 to \$499,999	-
\$500,000 or more	-
Total farm production expenses (\$1,000)	1,258
Average per farm (\$)	9,530
Net cash farm income of operation (\$1,000)	-646
Average per farm (\$)	-4,894
Value of agricultural products sold directly to individuals for human consumption (\$1,000)	29
Total organic product sales (\$1,000)	-
Total income from farm-related sources, gross before taxes and expenses (\$1,000)	37

See "Census of Agriculture, Volume 1, Geographic Area Series" for complete footnotes, explanations, definitions, and methodology.
(D) Cannot be disclosed. (Z) Less than half of the unit shown.

2007 CENSUS OF AGRICULTURE

Preston County – West Virginia

Farms with Spanish, Hispanic, or Latino Operators Compared with All Farms



Data are not available at this geographic level for farms with Spanish, Hispanic, or Latino operators.



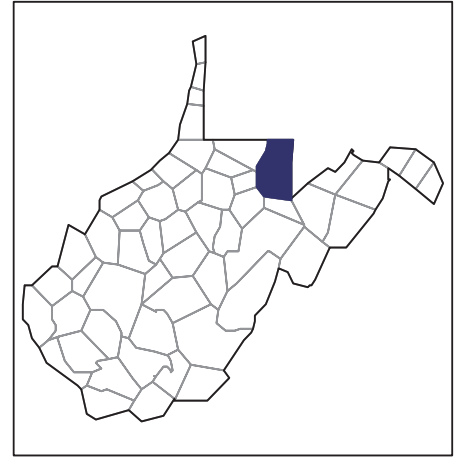
United States Department of Agriculture
National Agricultural Statistics Service

www.agcensus.usda.gov

2007 CENSUS OF AGRICULTURE

Preston County – West Virginia

Farms with American Indian or Alaska Native Operators Compared with All Farms



Data are not available at this geographic level for farms with American Indian or Alaska Native operators.



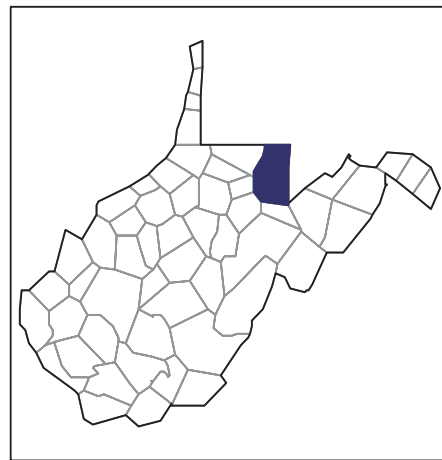
United States Department of Agriculture
National Agricultural Statistics Service

www.agcensus.usda.gov

2007 CENSUS OF AGRICULTURE

Preston County – West Virginia

**Farms with Asian Operators
Compared with All Farms**



Data are not available at this geographic level for farms with Asian operators.



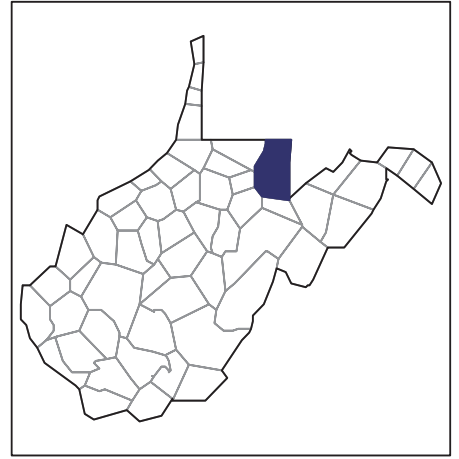
United States Department of Agriculture
National Agricultural Statistics Service

www.agcensus.usda.gov

2007 CENSUS OF AGRICULTURE

Preston County – West Virginia

Farms with Black or African American Operators Compared with All Farms



Data are not available at this geographic level for farms with Black or African American operators.



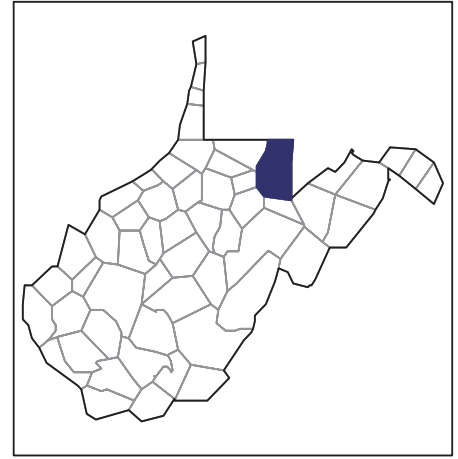
United States Department of Agriculture
National Agricultural Statistics Service

www.agcensus.usda.gov

2007 CENSUS OF AGRICULTURE

Preston County – West Virginia

Farms with Native Hawaiian or Other Pacific Islander Operators Compared with All Farms



Data are not available at this geographic level for farms with Native Hawaiian or Other Pacific Islander operators.



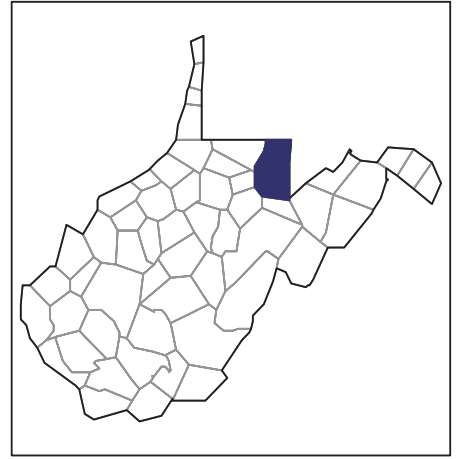
United States Department of Agriculture
National Agricultural Statistics Service

www.agcensus.usda.gov

2007 CENSUS *OF* AGRICULTURE

Preston County – West Virginia

**Farms with White Operators
Compared with All Farms**



Data are not available at this geographic level for farms with White operators.



United States Department of Agriculture
National Agricultural Statistics Service

www.agcensus.usda.gov

