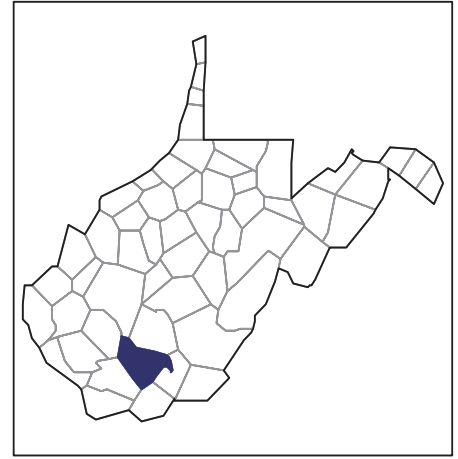


2007 CENSUS OF AGRICULTURE



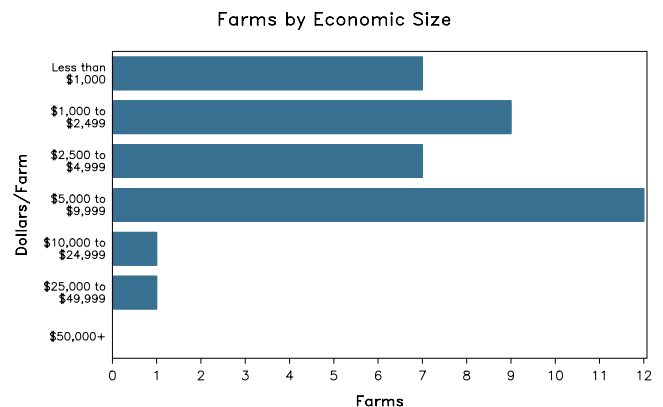
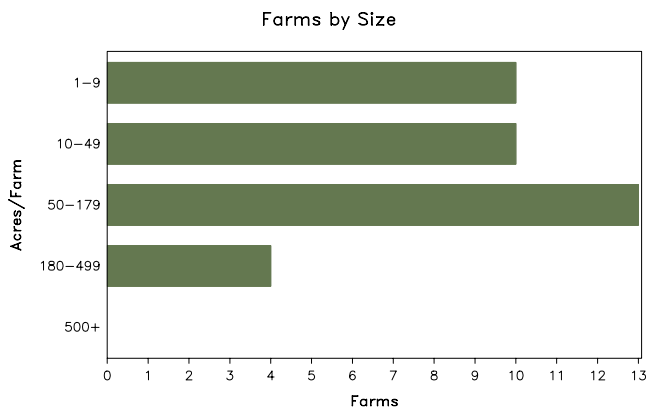
Raleigh County – West Virginia

Farms with Women Principal Operators Compared with All Farms

	Women Principal Operators	All Farms
Number of Farms	37	351
Land in Farms	2,653 acres	43,401 acres
Average Size of Farm	72 acres	124 acres
Market Value of Products Sold	\$161,000	\$2,452,000
Crop Sales	\$31,000	\$676,000
Livestock Sales	\$131,000	\$1,776,000
Average Per Farm	\$4,363	\$6,985
Government Payments	\$3,000	\$16,000
Average Per Farm Receiving Payments	\$700	\$693

See footnotes on reverse page.

Farms with Women Principal Operators



2007 CENSUS OF AGRICULTURE

Raleigh County – West Virginia Farms with Women Principal Operators

Selected Highlights

Item	Farms	Quantity
MARKET VALUE OF AGRICULTURAL PRODUCTS SOLD (\$1,000)		
Total value of agricultural products sold	37	161
Value of crops including nursery and greenhouse	9	31
Value of livestock, poultry, and their products	32	131
VALUE OF SALES BY COMMODITY GROUP (\$1,000)		
Grains, oilseeds, dry beans, and dry peas	-	-
Tobacco	-	-
Cotton and cottonseed	-	-
Vegetables, melons, potatoes and sweet potatoes	-	-
Fruits, tree nuts, and berries	-	-
Nursery, greenhouse, floriculture, and sod	1	(D)
Cut Christmas trees and short rotation woody crops	-	-
Other crops and hay	8	(D)
Poultry and eggs	5	(D)
Cattle and calves	15	(D)
Milk and other dairy products from cows	-	-
Hogs and pigs	10	9
Sheep, goats, and their products	-	-
Horses, ponies, mules, burros, and donkeys	7	38
Aquaculture	-	-
Other animals and other animal products	-	-
TOP CROP ITEMS (acres)		
Forage - land used for all hay and haylage, grass silage, and greenchop	21	435
TOP LIVESTOCK INVENTORY ITEMS (number)		
Cattle and calves	15	245
Layers	5	90
Horses and ponies	9	69
Goats, all	5	57
Mules, burros, and donkeys	4	16

Operator Characteristics

Item	Quantity
Primary occupation:	
Farming	13
Other	24
Days worked off farm:	
None	14
Any	23
Years on present farm:	
2 years or less	-
3 to 4 years	-
5 to 9 years	4
10 years or more	33
Age group:	
Under 45 years	7
45 to 64 years	15
65 years and over	15
Average age of principal operator (years)	59.3

Economic Characteristics

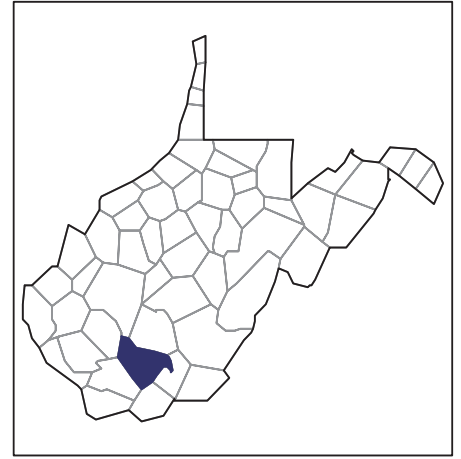
Item	Quantity
Farms by value of sales:	
Less than \$1,000	7
\$1,000 to \$2,499	9
\$2,500 to \$4,999	7
\$5,000 to \$9,999	12
\$10,000 to \$49,999	2
\$50,000 to \$99,999	-
\$100,000 to \$249,999	-
\$250,000 to \$499,999	-
\$500,000 or more	-
Total farm production expenses (\$1,000)	268
Average per farm (\$)	7,243
Net cash farm income of operation (\$1,000)	-104
Average per farm (\$)	-2,804
Value of agricultural products sold directly to individuals for human consumption (\$1,000)	41
Total organic product sales (\$1,000)	-
Total income from farm-related sources, gross before taxes and expenses (\$1,000)	-

See "Census of Agriculture, Volume 1, Geographic Area Series" for complete footnotes, explanations, definitions, and methodology.
(D) Cannot be disclosed. (Z) Less than half of the unit shown.

2007 CENSUS OF AGRICULTURE

Raleigh County – West Virginia

Farms with Spanish, Hispanic, or Latino Operators Compared with All Farms



Data are not available at this geographic level for farms with Spanish, Hispanic, or Latino operators.



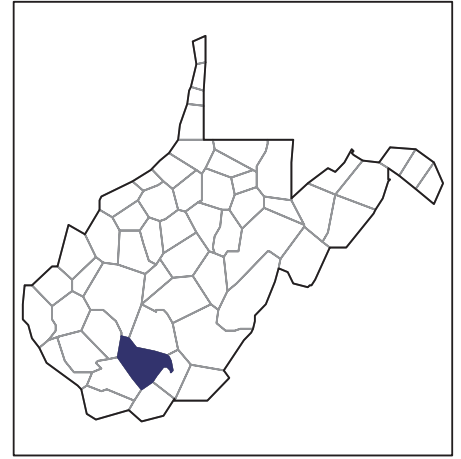
United States Department of Agriculture
National Agricultural Statistics Service

www.agcensus.usda.gov

2007 CENSUS OF AGRICULTURE

Raleigh County – West Virginia

Farms with American Indian or Alaska Native Operators Compared with All Farms



Data are not available at this geographic level for farms with American Indian or Alaska Native operators.



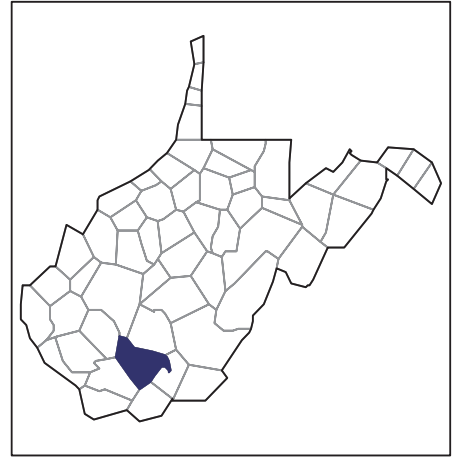
United States Department of Agriculture
National Agricultural Statistics Service

www.agcensus.usda.gov

2007 CENSUS OF AGRICULTURE

Raleigh County – West Virginia

**Farms with Asian Operators
Compared with All Farms**



Data are not available at this geographic level for farms with Asian operators.



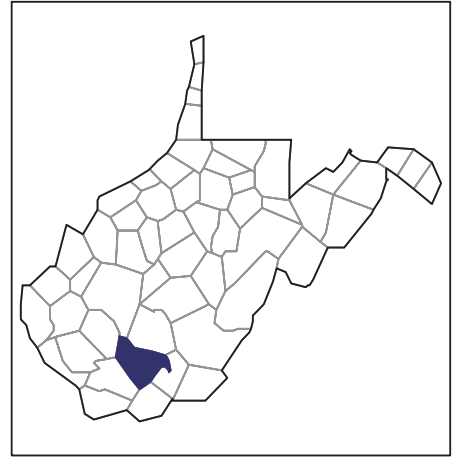
United States Department of Agriculture
National Agricultural Statistics Service

www.agcensus.usda.gov

2007 CENSUS OF AGRICULTURE

Raleigh County – West Virginia

Farms with Black or African American Operators Compared with All Farms



Data are not available at this geographic level for farms with Black or African American operators.



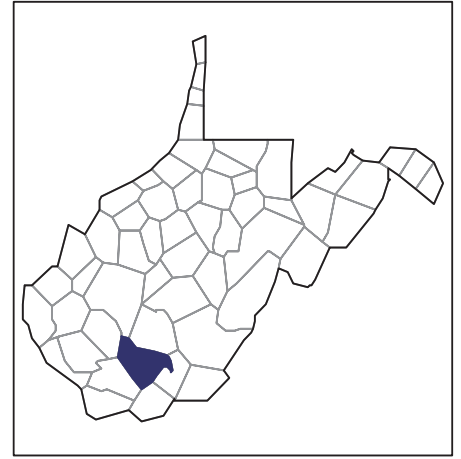
United States Department of Agriculture
National Agricultural Statistics Service

www.agcensus.usda.gov

2007 CENSUS *OF* AGRICULTURE

Raleigh County – West Virginia

Farms with Native Hawaiian or Other Pacific Islander Operators Compared with All Farms



Data are not available at this geographic level for farms with Native Hawaiian or Other Pacific Islander operators.



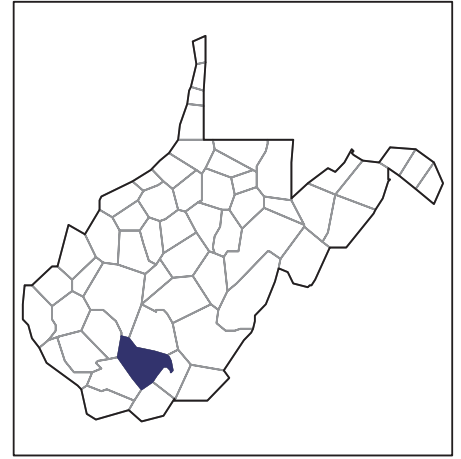
United States Department of Agriculture
National Agricultural Statistics Service

www.agcensus.usda.gov

2007 CENSUS *OF* AGRICULTURE

Raleigh County – West Virginia

**Farms with White Operators
Compared with All Farms**



Data are not available at this geographic level for farms with White operators.



United States Department of Agriculture
National Agricultural Statistics Service

www.agcensus.usda.gov

