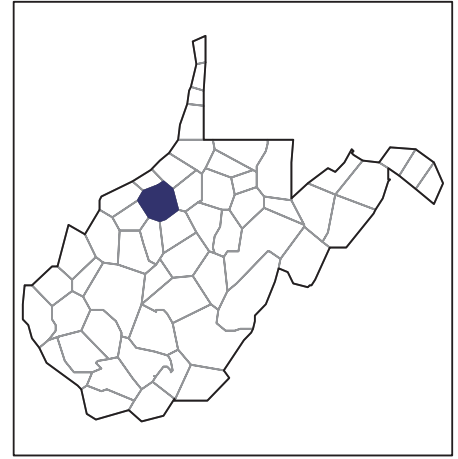


# 2007 CENSUS OF AGRICULTURE



## Ritchie County – West Virginia

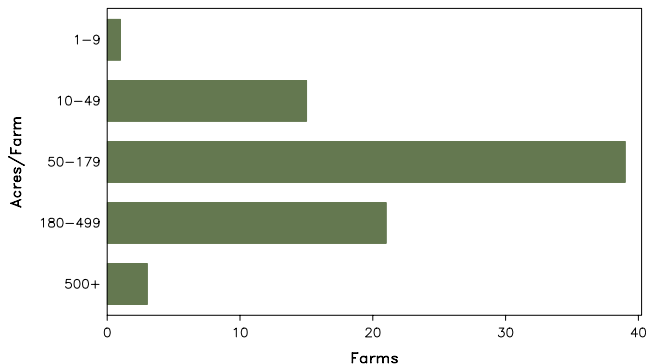
### Farms with Women Principal Operators Compared with All Farms

	Women Principal Operators	All Farms
<b>Number of Farms</b>	79	441
<b>Land in Farms</b>	12,579 acres	90,836 acres
<b>Average Size of Farm</b>	159 acres	206 acres
<b>Market Value of Products Sold</b>	\$303,000	\$4,079,000
Crop Sales	\$104,000	\$741,000
Livestock Sales	\$200,000	\$3,338,000
Average Per Farm	\$3,842	\$9,250
<b>Government Payments</b>	(D)	\$3,000
Average Per Farm Receiving Payments	(D)	\$494

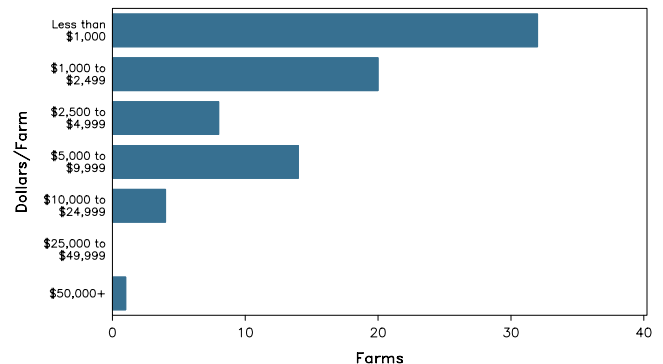
See footnotes on reverse page.

### Farms with Women Principal Operators

Farms by Size



Farms by Economic Size



# 2007 CENSUS OF AGRICULTURE

## Ritchie County – West Virginia Farms with Women Principal Operators

### Selected Highlights

Item	Farms	Quantity
<b>MARKET VALUE OF AGRICULTURAL PRODUCTS SOLD (\$1,000)</b>		
Total value of agricultural products sold	79	303
Value of crops including nursery and greenhouse	41	104
Value of livestock, poultry, and their products	32	200
<b>VALUE OF SALES BY COMMODITY GROUP (\$1,000)</b>		
Grains, oilseeds, dry beans, and dry peas	-	-
Tobacco	-	-
Cotton and cottonseed	-	-
Vegetables, melons, potatoes and sweet potatoes	3	(D)
Fruits, tree nuts, and berries	-	-
Nursery, greenhouse, floriculture, and sod	2	(D)
Cut Christmas trees and short rotation woody crops	-	-
Other crops and hay	41	(D)
Poultry and eggs	9	(D)
Cattle and calves	17	163
Milk and other dairy products from cows	-	-
Hogs and pigs	-	-
Sheep, goats, and their products	6	10
Horses, ponies, mules, burros, and donkeys	7	24
Aquaculture	-	-
Other animals and other animal products	1	(D)
<b>TOP CROP ITEMS (acres)</b>		
Forage - land used for all hay and haylage, grass silage, and greenchop	70	2,856
Corn for silage or greenchop	1	(D)
Cut Christmas trees	1	(D)
Vegetables harvested for sale	3	1
Vegetable transplants	1	(D)
<b>TOP LIVESTOCK INVENTORY ITEMS (number)</b>		
Cattle and calves	22	613
Layers	16	227
Horses and ponies	25	176
Goats, all	11	161
Sheep and lambs	3	121

### Operator Characteristics

Item	Quantity
Primary occupation:	
Farming	33
Other	46
Days worked off farm:	
None	40
Any	39
Years on present farm:	
2 years or less	3
3 to 4 years	6
5 to 9 years	17
10 years or more	53
Age group:	
Under 45 years	13
45 to 64 years	33
65 years and over	33
Average age of principal operator (years)	59.0

### Economic Characteristics

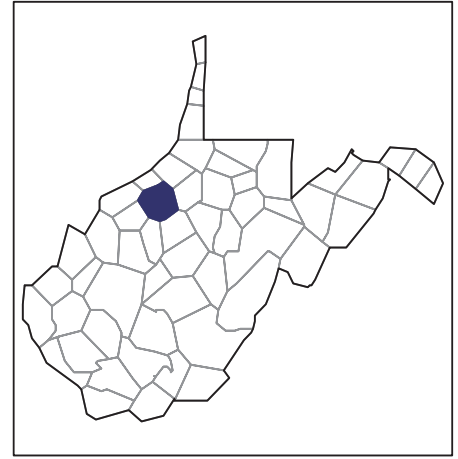
Item	Quantity
Farms by value of sales:	
Less than \$1,000	32
\$1,000 to \$2,499	20
\$2,500 to \$4,999	8
\$5,000 to \$9,999	14
\$10,000 to \$49,999	4
\$50,000 to \$99,999	1
\$100,000 to \$249,999	-
\$250,000 to \$499,999	-
\$500,000 or more	-
Total farm production expenses (\$1,000)	513
Average per farm (\$)	6,490
Net cash farm income of operation (\$1,000)	-168
Average per farm (\$)	-2,122
Value of agricultural products sold directly to individuals for human consumption (\$1,000)	2
Total organic product sales (\$1,000)	-
Total income from farm-related sources, gross before taxes and expenses (\$1,000)	42

See "Census of Agriculture, Volume 1, Geographic Area Series" for complete footnotes, explanations, definitions, and methodology.  
(D) Cannot be disclosed. (Z) Less than half of the unit shown.

# 2007 CENSUS OF AGRICULTURE

## Ritchie County – West Virginia

### Farms with Spanish, Hispanic, or Latino Operators Compared with All Farms



Data are not available at this geographic level for farms with Spanish, Hispanic, or Latino operators.



United States Department of Agriculture  
National Agricultural Statistics Service

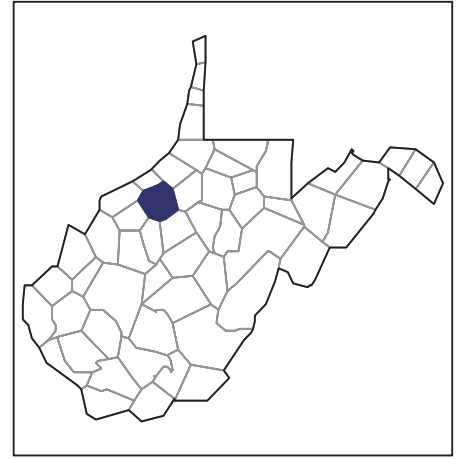
[www.agcensus.usda.gov](http://www.agcensus.usda.gov)



# 2007 CENSUS OF AGRICULTURE

## Ritchie County – West Virginia

### Farms with American Indian or Alaska Native Operators Compared with All Farms



Data are not available at this geographic level for farms with American Indian or Alaska Native operators.



United States Department of Agriculture  
National Agricultural Statistics Service

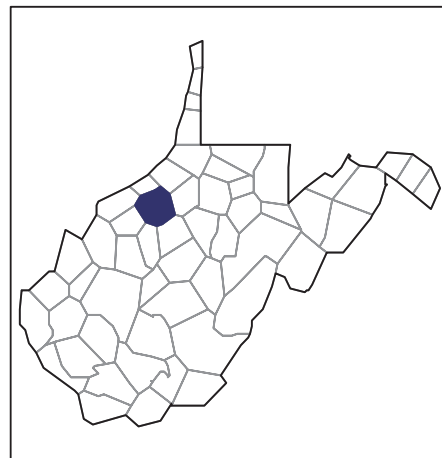
[www.agcensus.usda.gov](http://www.agcensus.usda.gov)



# 2007 CENSUS OF AGRICULTURE

Ritchie County – West Virginia

Farms with Asian Operators  
Compared with All Farms



Data are not available at this geographic level for farms with Asian operators.



United States Department of Agriculture  
National Agricultural Statistics Service

[www.agcensus.usda.gov](http://www.agcensus.usda.gov)

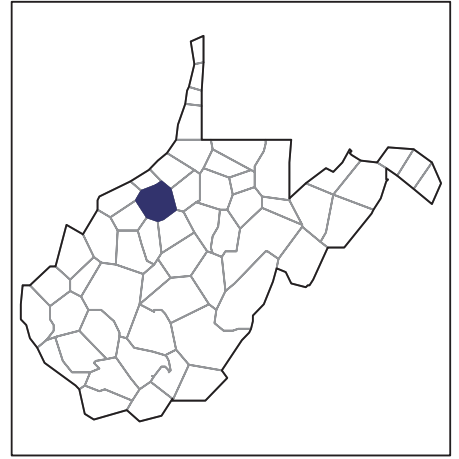




# 2007 CENSUS OF AGRICULTURE

**Ritchie County – West Virginia**

**Farms with Black or African American Operators Compared with All Farms**



Data are not available at this geographic level for farms with Black or African American operators.



United States Department of Agriculture  
National Agricultural Statistics Service

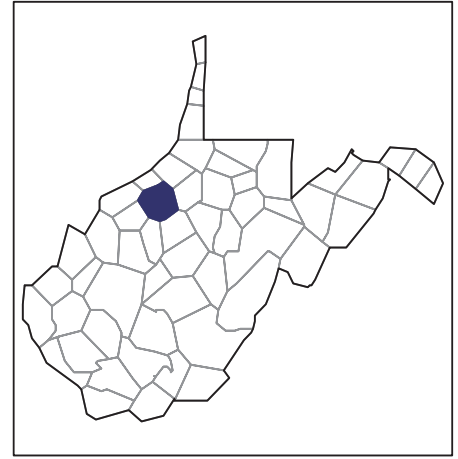
[www.agcensus.usda.gov](http://www.agcensus.usda.gov)



# 2007 CENSUS OF AGRICULTURE

## Ritchie County – West Virginia

### Farms with Native Hawaiian or Other Pacific Islander Operators Compared with All Farms



Data are not available at this geographic level for farms with Native Hawaiian or Other Pacific Islander operators.



United States Department of Agriculture  
National Agricultural Statistics Service

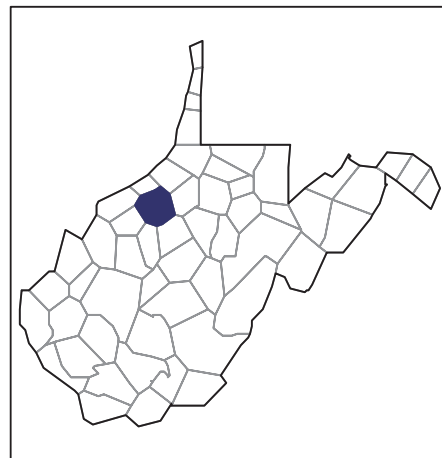
[www.agcensus.usda.gov](http://www.agcensus.usda.gov)



# 2007 CENSUS OF AGRICULTURE

Ritchie County – West Virginia

Farms with White Operators  
Compared with All Farms



Data are not available at this geographic level for farms with White operators.



United States Department of Agriculture  
National Agricultural Statistics Service

[www.agcensus.usda.gov](http://www.agcensus.usda.gov)

