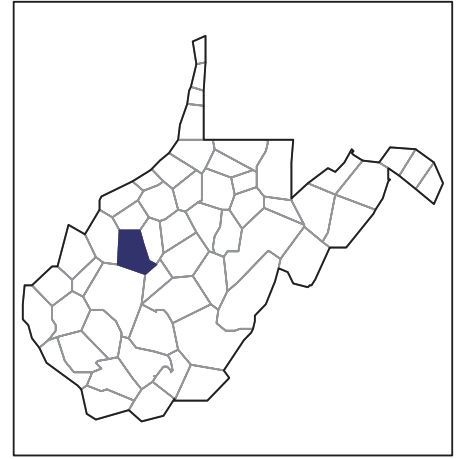


# 2007 CENSUS OF AGRICULTURE



## Roane County – West Virginia

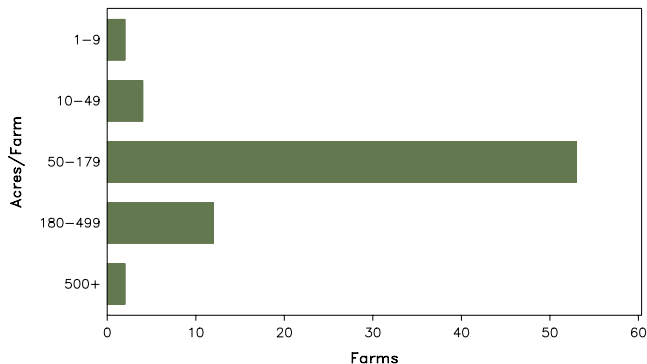
### Farms with Women Principal Operators Compared with All Farms

	Women Principal Operators	All Farms
<b>Number of Farms</b>	73	674
<b>Land in Farms</b>	9,288 acres	117,517 acres
<b>Average Size of Farm</b>	127 acres	174 acres
<b>Market Value of Products Sold</b>	\$337,000	\$5,027,000
Crop Sales	\$97,000	\$993,000
Livestock Sales	\$240,000	\$4,035,000
Average Per Farm	\$4,610	\$7,459
<b>Government Payments</b>	(D)	\$27,000
Average Per Farm Receiving Payments	(D)	\$787

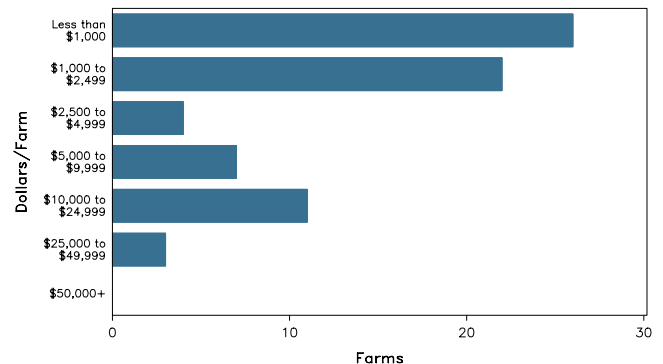
See footnotes on reverse page.

### Farms with Women Principal Operators

Farms by Size



Farms by Economic Size



# 2007 CENSUS OF AGRICULTURE

## Roane County – West Virginia Farms with Women Principal Operators

### Selected Highlights

Item	Farms	Quantity
<b>MARKET VALUE OF AGRICULTURAL PRODUCTS SOLD (\$1,000)</b>		
Total value of agricultural products sold	73	337
Value of crops including nursery and greenhouse	27	97
Value of livestock, poultry, and their products	40	240
<b>VALUE OF SALES BY COMMODITY GROUP (\$1,000)</b>		
Grains, oilseeds, dry beans, and dry peas	-	-
Tobacco	-	-
Cotton and cottonseed	-	-
Vegetables, melons, potatoes and sweet potatoes	2	(D)
Fruits, tree nuts, and berries	-	-
Nursery, greenhouse, floriculture, and sod	2	(D)
Cut Christmas trees and short rotation woody crops	-	-
Other crops and hay	24	93
Poultry and eggs	9	(D)
Cattle and calves	23	(D)
Milk and other dairy products from cows	-	-
Hogs and pigs	-	-
Sheep, goats, and their products	5	7
Horses, ponies, mules, burros, and donkeys	12	42
Aquaculture	-	-
Other animals and other animal products	1	(D)
<b>TOP CROP ITEMS (acres)</b>		
Forage - land used for all hay and haylage, grass silage, and greenchop	54	1,901
Sorghum for syrup	1	(D)
Vegetables harvested for sale	2	(D)
Potatoes	2	(D)
Floriculture crops, total	1	(D)
<b>TOP LIVESTOCK INVENTORY ITEMS (number)</b>		
Cattle and calves	31	555
Horses and ponies	38	183
Sheep and lambs	10	160
Layers	12	152
Goats, all	9	100

### Operator Characteristics

Item	Quantity
Primary occupation:	
Farming	42
Other	31
Days worked off farm:	
None	29
Any	44
Years on present farm:	
2 years or less	1
3 to 4 years	-
5 to 9 years	17
10 years or more	55
Age group:	
Under 45 years	11
45 to 64 years	48
65 years and over	14
Average age of principal operator (years)	55.2

### Economic Characteristics

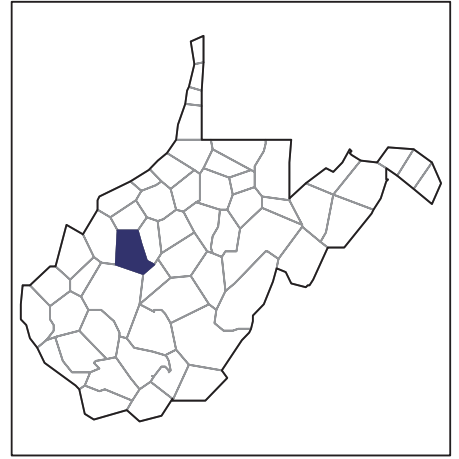
Item	Quantity
Farms by value of sales:	
Less than \$1,000	26
\$1,000 to \$2,499	22
\$2,500 to \$4,999	4
\$5,000 to \$9,999	7
\$10,000 to \$49,999	14
\$50,000 to \$99,999	-
\$100,000 to \$249,999	-
\$250,000 to \$499,999	-
\$500,000 or more	-
Total farm production expenses (\$1,000)	701
Average per farm (\$)	9,604
Net cash farm income of operation (\$1,000)	-343
Average per farm (\$)	-4,705
Value of agricultural products sold directly to individuals for human consumption (\$1,000)	28
Total organic product sales (\$1,000)	(D)
Total income from farm-related sources, gross before taxes and expenses (\$1,000)	15

See "Census of Agriculture, Volume 1, Geographic Area Series" for complete footnotes, explanations, definitions, and methodology.  
(D) Cannot be disclosed. (Z) Less than half of the unit shown.

# 2007 CENSUS OF AGRICULTURE

## Roane County – West Virginia

### Farms with Spanish, Hispanic, or Latino Operators Compared with All Farms



Data are not available at this geographic level for farms with Spanish, Hispanic, or Latino operators.



United States Department of Agriculture  
National Agricultural Statistics Service

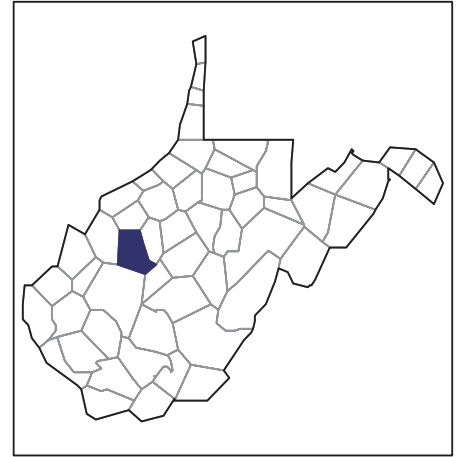
[www.agcensus.usda.gov](http://www.agcensus.usda.gov)



# 2007 CENSUS OF AGRICULTURE

## Roane County – West Virginia

### Farms with American Indian or Alaska Native Operators Compared with All Farms



Data are not available at this geographic level for farms with American Indian or Alaska Native operators.



United States Department of Agriculture  
National Agricultural Statistics Service

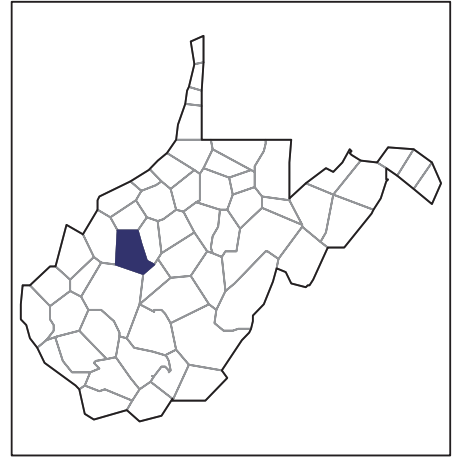
[www.agcensus.usda.gov](http://www.agcensus.usda.gov)



# 2007 CENSUS OF AGRICULTURE

**Roane County – West Virginia**

**Farms with Asian Operators  
Compared with All Farms**



**Data are not available at this geographic level for farms with Asian operators.**



United States Department of Agriculture  
National Agricultural Statistics Service

[www.agcensus.usda.gov](http://www.agcensus.usda.gov)

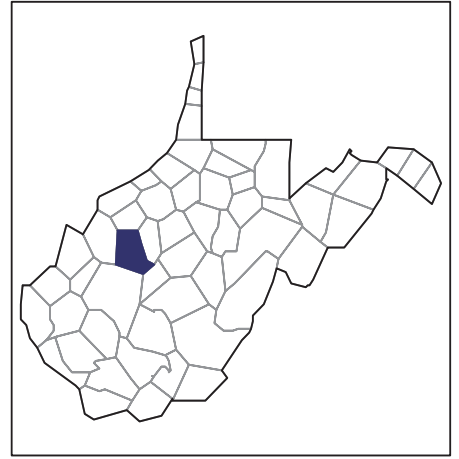




# 2007 CENSUS *OF* AGRICULTURE

**Roane County – West Virginia**

**Farms with Black or African American  
Operators Compared with All Farms**



Data are not available at this geographic level for farms with Black or African American operators.



United States Department of Agriculture  
National Agricultural Statistics Service

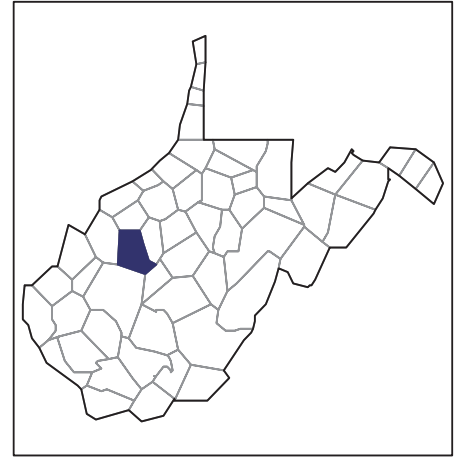
[www.agcensus.usda.gov](http://www.agcensus.usda.gov)



# 2007 CENSUS OF AGRICULTURE

## Roane County – West Virginia

### Farms with Native Hawaiian or Other Pacific Islander Operators Compared with All Farms



Data are not available at this geographic level for farms with Native Hawaiian or Other Pacific Islander operators.



United States Department of Agriculture  
National Agricultural Statistics Service

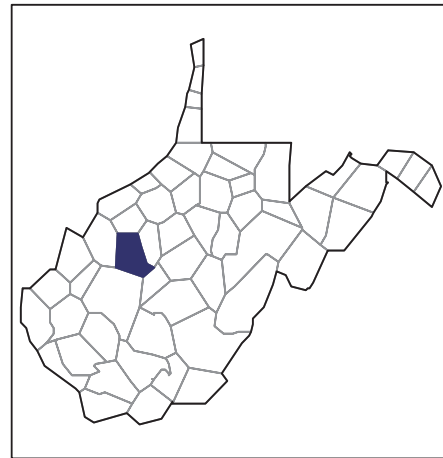
[www.agcensus.usda.gov](http://www.agcensus.usda.gov)



# 2007 CENSUS OF AGRICULTURE

**Roane County – West Virginia**

**Farms with White Operators  
Compared with All Farms**



**Data are not available at this geographic level for farms with White operators.**



United States Department of Agriculture  
National Agricultural Statistics Service

[www.agcensus.usda.gov](http://www.agcensus.usda.gov)

