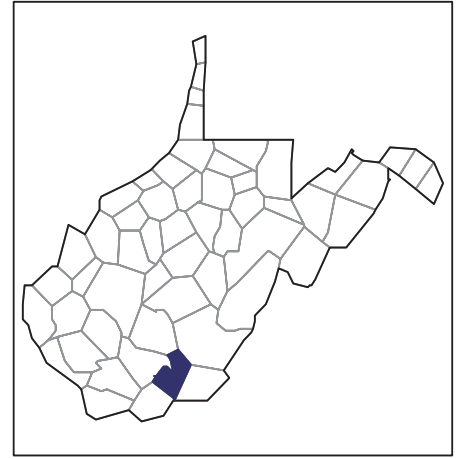


# 2007 CENSUS OF AGRICULTURE



## Summers County – West Virginia

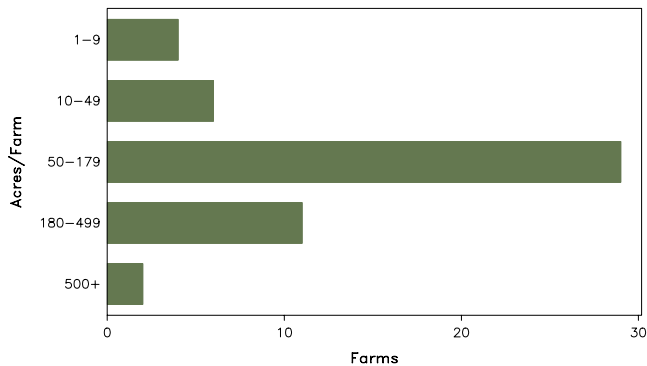
### Farms with Women Principal Operators Compared with All Farms

	Women Principal Operators	All Farms
<b>Number of Farms</b>	52	383
<b>Land in Farms</b>	7,237 acres	59,628 acres
<b>Average Size of Farm</b>	139 acres	156 acres
<b>Market Value of Products Sold</b>	\$191,000	\$5,349,000
Crop Sales	\$43,000	\$1,655,000
Livestock Sales	\$148,000	\$3,694,000
Average Per Farm	\$3,671	\$13,965
<b>Government Payments</b>	-	\$21,000
Average Per Farm Receiving Payments	-	\$942

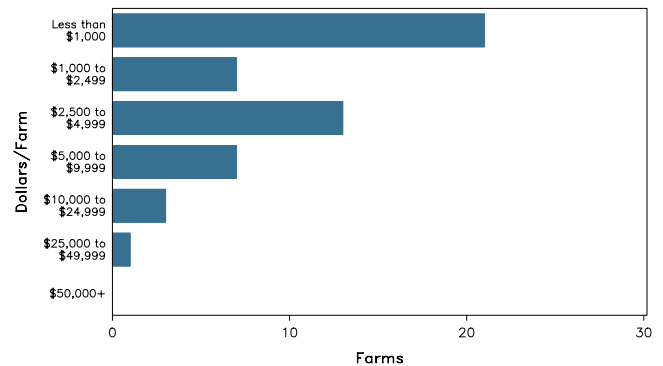
See footnotes on reverse page.

### Farms with Women Principal Operators

Farms by Size



Farms by Economic Size



# 2007 CENSUS OF AGRICULTURE

## Summers County – West Virginia Farms with Women Principal Operators

### Selected Highlights

Item	Farms	Quantity
<b>MARKET VALUE OF AGRICULTURAL PRODUCTS SOLD (\$1,000)</b>		
Total value of agricultural products sold	52	191
Value of crops including nursery and greenhouse	14	43
Value of livestock, poultry, and their products	32	148
<b>VALUE OF SALES BY COMMODITY GROUP (\$1,000)</b>		
Grains, oilseeds, dry beans, and dry peas	-	-
Tobacco	-	-
Cotton and cottonseed	-	-
Vegetables, melons, potatoes and sweet potatoes	2	(D)
Fruits, tree nuts, and berries	-	-
Nursery, greenhouse, floriculture, and sod	3	(D)
Cut Christmas trees and short rotation woody crops	-	-
Other crops and hay	11	35
Poultry and eggs	5	6
Cattle and calves	22	(D)
Milk and other dairy products from cows	-	-
Hogs and pigs	1	(D)
Sheep, goats, and their products	4	3
Horses, ponies, mules, burros, and donkeys	3	5
Aquaculture	-	-
Other animals and other animal products	5	(D)
<b>TOP CROP ITEMS (acres)</b>		
Forage - land used for all hay and haylage, grass silage, and greenchop	29	723
Apples	2	(D)
Vegetables harvested for sale	2	(D)
Tomatoes in the open	2	(D)
Peaches, all	2	(D)
<b>TOP LIVESTOCK INVENTORY ITEMS (number)</b>		
Cattle and calves	26	404
Layers	5	280
Horses and ponies	16	90
Sheep and lambs	2	(D)
Rabbits and their pelts	1	(D)

### Operator Characteristics

Item	Quantity
Primary occupation:	
Farming	28
Other	24
Days worked off farm:	
None	19
Any	33
Years on present farm:	
2 years or less	2
3 to 4 years	2
5 to 9 years	8
10 years or more	40
Age group:	
Under 45 years	8
45 to 64 years	21
65 years and over	23
Average age of principal operator (years)	62.2

### Economic Characteristics

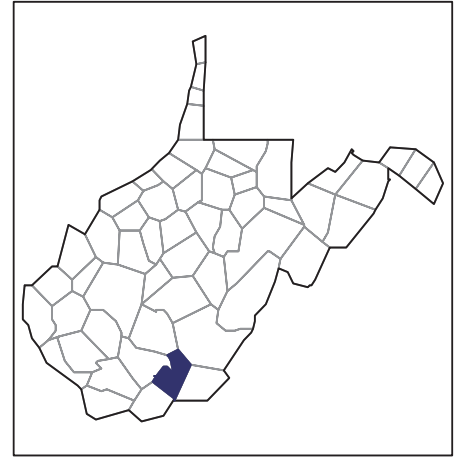
Item	Quantity
Farms by value of sales:	
Less than \$1,000	21
\$1,000 to \$2,499	7
\$2,500 to \$4,999	13
\$5,000 to \$9,999	7
\$10,000 to \$49,999	4
\$50,000 to \$99,999	-
\$100,000 to \$249,999	-
\$250,000 to \$499,999	-
\$500,000 or more	-
Total farm production expenses (\$1,000)	351
Average per farm (\$)	6,756
Net cash farm income of operation (\$1,000)	-140
Average per farm (\$)	-2,689
Value of agricultural products sold directly to individuals for human consumption (\$1,000)	10
Total organic product sales (\$1,000)	-
Total income from farm-related sources, gross before taxes and expenses (\$1,000)	21

See "Census of Agriculture, Volume 1, Geographic Area Series" for complete footnotes, explanations, definitions, and methodology.  
(D) Cannot be disclosed. (Z) Less than half of the unit shown.

# 2007 CENSUS OF AGRICULTURE

## Summers County – West Virginia

### Farms with Spanish, Hispanic, or Latino Operators Compared with All Farms



Data are not available at this geographic level for farms with Spanish, Hispanic, or Latino operators.



United States Department of Agriculture  
National Agricultural Statistics Service

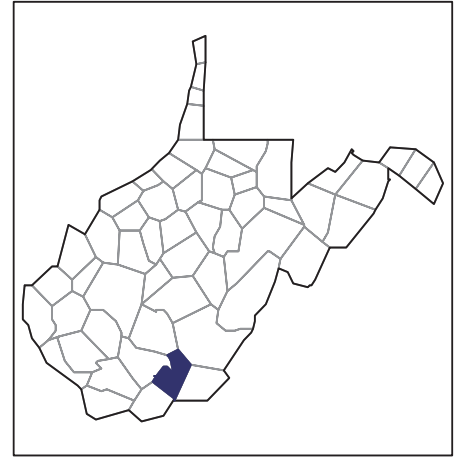
[www.agcensus.usda.gov](http://www.agcensus.usda.gov)



# 2007 CENSUS OF AGRICULTURE

## Summers County – West Virginia

### Farms with American Indian or Alaska Native Operators Compared with All Farms



Data are not available at this geographic level for farms with American Indian or Alaska Native operators.



United States Department of Agriculture  
National Agricultural Statistics Service

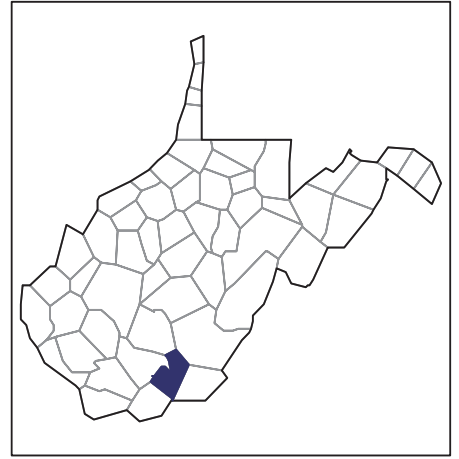
[www.agcensus.usda.gov](http://www.agcensus.usda.gov)



# 2007 CENSUS OF AGRICULTURE

**Summers County – West Virginia**

**Farms with Asian Operators  
Compared with All Farms**



**Data are not available at this geographic level for farms with Asian operators.**



United States Department of Agriculture  
National Agricultural Statistics Service

[www.agcensus.usda.gov](http://www.agcensus.usda.gov)

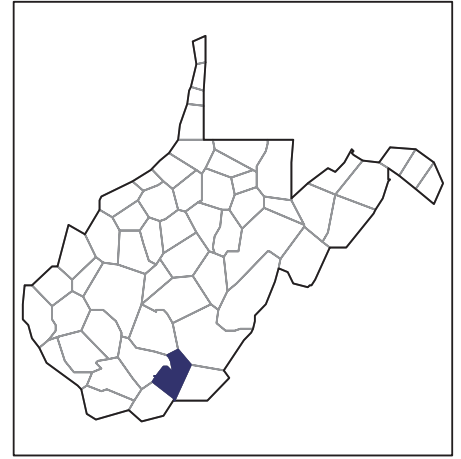




# 2007 CENSUS OF AGRICULTURE

**Summers County – West Virginia**

**Farms with Black or African American Operators Compared with All Farms**



Data are not available at this geographic level for farms with Black or African American operators.



United States Department of Agriculture  
National Agricultural Statistics Service

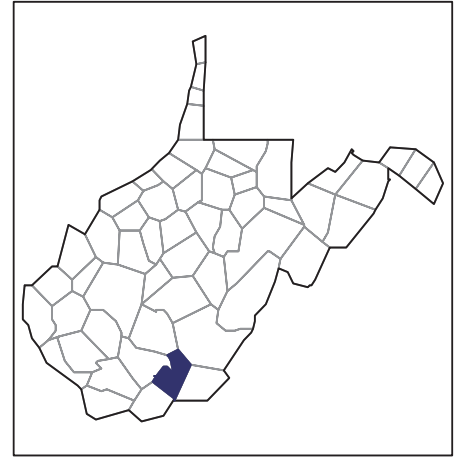
[www.agcensus.usda.gov](http://www.agcensus.usda.gov)



# 2007 CENSUS *OF* AGRICULTURE

## Summers County – West Virginia

### Farms with Native Hawaiian or Other Pacific Islander Operators Compared with All Farms



Data are not available at this geographic level for farms with Native Hawaiian or Other Pacific Islander operators.



United States Department of Agriculture  
National Agricultural Statistics Service

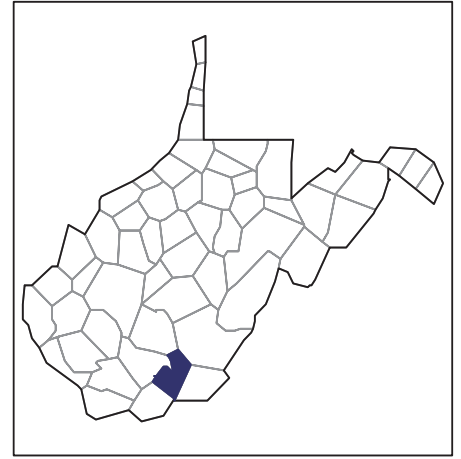
[www.agcensus.usda.gov](http://www.agcensus.usda.gov)



# 2007 CENSUS OF AGRICULTURE

**Summers County – West Virginia**

**Farms with White Operators  
Compared with All Farms**



**Data are not available at this geographic level for farms with White operators.**



United States Department of Agriculture  
National Agricultural Statistics Service

[www.agcensus.usda.gov](http://www.agcensus.usda.gov)

