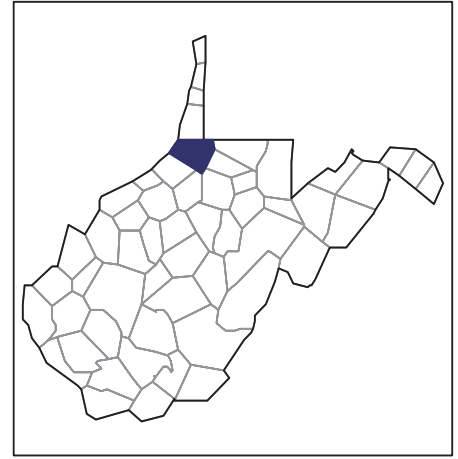


2007 CENSUS OF AGRICULTURE



Wetzel County – West Virginia

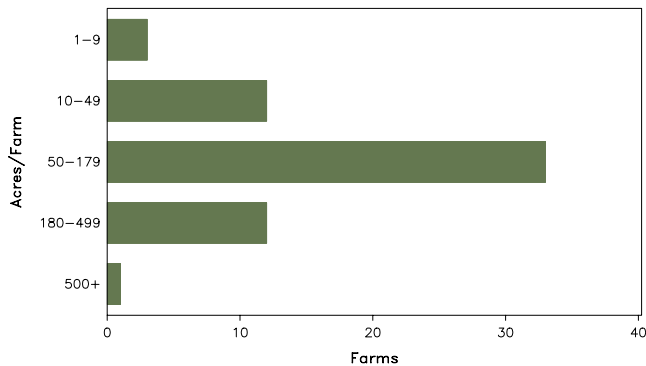
Farms with Women Principal Operators Compared with All Farms

	Women Principal Operators	All Farms
Number of Farms	61	353
Land in Farms	7,808 acres	51,870 acres
Average Size of Farm	128 acres	147 acres
Market Value of Products Sold	\$271,000	\$972,000
Crop Sales	\$26,000	\$305,000
Livestock Sales	\$244,000	\$667,000
Average Per Farm	\$4,435	\$2,755
Government Payments	-	\$4,000
Average Per Farm Receiving Payments	\$36	\$318

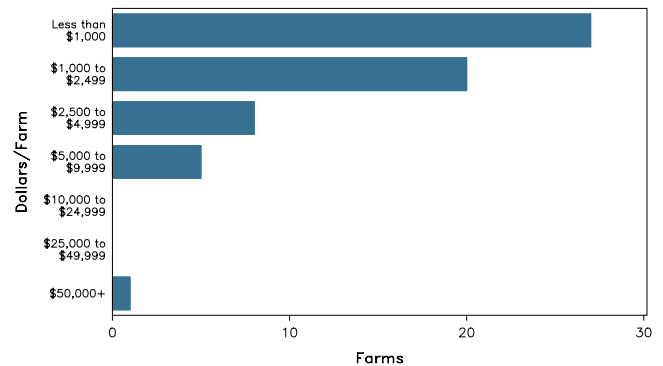
See footnotes on reverse page.

Farms with Women Principal Operators

Farms by Size



Farms by Economic Size



2007 CENSUS OF AGRICULTURE

Wetzel County – West Virginia Farms with Women Principal Operators

Selected Highlights

Item	Farms	Quantity
MARKET VALUE OF AGRICULTURAL PRODUCTS SOLD (\$1,000)		
Total value of agricultural products sold	61	271
Value of crops including nursery and greenhouse	17	26
Value of livestock, poultry, and their products	36	244
VALUE OF SALES BY COMMODITY GROUP (\$1,000)		
Grains, oilseeds, dry beans, and dry peas	-	-
Tobacco	-	-
Cotton and cottonseed	-	-
Vegetables, melons, potatoes and sweet potatoes	6	10
Fruits, tree nuts, and berries	-	-
Nursery, greenhouse, floriculture, and sod	-	-
Cut Christmas trees and short rotation woody crops	-	-
Other crops and hay	15	16
Poultry and eggs	20	(D)
Cattle and calves	15	(D)
Milk and other dairy products from cows	-	-
Hogs and pigs	4	1
Sheep, goats, and their products	9	9
Horses, ponies, mules, burros, and donkeys	3	5
Aquaculture	-	-
Other animals and other animal products	1	(D)
TOP CROP ITEMS (acres)		
Forage - land used for all hay and haylage, grass silage, and greenchop	31	636
Vegetables harvested for sale	6	5
Potatoes	5	3
Sweet corn	4	1
Beans, snap	4	(Z)
TOP LIVESTOCK INVENTORY ITEMS (number)		
Colonies of bees	1	(D)
Layers	20	381
Cattle and calves	30	270
Goats, all	6	138
Sheep and lambs	11	105

Operator Characteristics

Item	Quantity
Primary occupation:	
Farming	24
Other	37
Days worked off farm:	
None	30
Any	31
Years on present farm:	
2 years or less	1
3 to 4 years	2
5 to 9 years	11
10 years or more	47
Age group:	
Under 45 years	9
45 to 64 years	33
65 years and over	19
Average age of principal operator (years)	59.1

Economic Characteristics

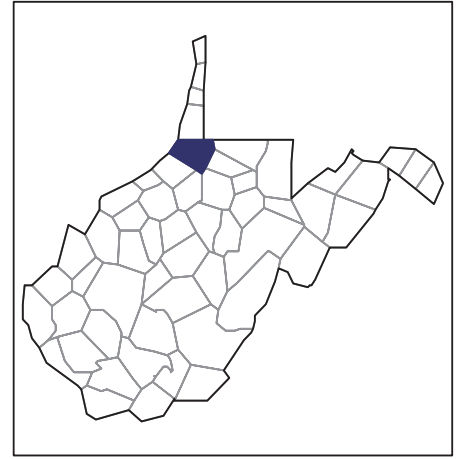
Item	Quantity
Farms by value of sales:	
Less than \$1,000	27
\$1,000 to \$2,499	20
\$2,500 to \$4,999	8
\$5,000 to \$9,999	5
\$10,000 to \$49,999	-
\$50,000 to \$99,999	-
\$100,000 to \$249,999	1
\$250,000 to \$499,999	-
\$500,000 or more	-
Total farm production expenses (\$1,000)	392
Average per farm (\$)	6,418
Net cash farm income of operation (\$1,000)	-106
Average per farm (\$)	-1,735
Value of agricultural products sold directly to individuals for human consumption (\$1,000)	(D)
Total organic product sales (\$1,000)	-
Total income from farm-related sources, gross before taxes and expenses (\$1,000)	15

See "Census of Agriculture, Volume 1, Geographic Area Series" for complete footnotes, explanations, definitions, and methodology.
(D) Cannot be disclosed. (Z) Less than half of the unit shown.

2007 CENSUS OF AGRICULTURE

Wetzel County – West Virginia

Farms with Spanish, Hispanic, or Latino Operators Compared with All Farms



Data are not available at this geographic level for farms with Spanish, Hispanic, or Latino operators.



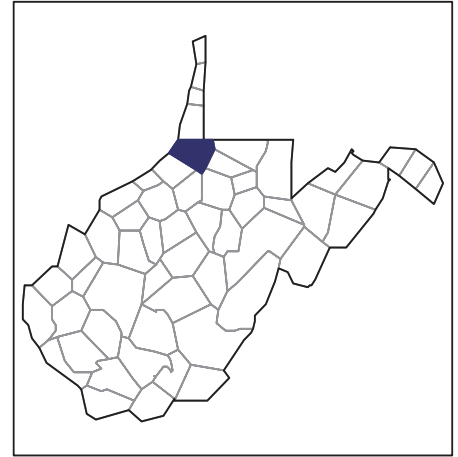
United States Department of Agriculture
National Agricultural Statistics Service

www.agcensus.usda.gov

2007 CENSUS OF AGRICULTURE

Wetzel County – West Virginia

Farms with American Indian or Alaska Native Operators Compared with All Farms



Data are not available at this geographic level for farms with American Indian or Alaska Native operators.



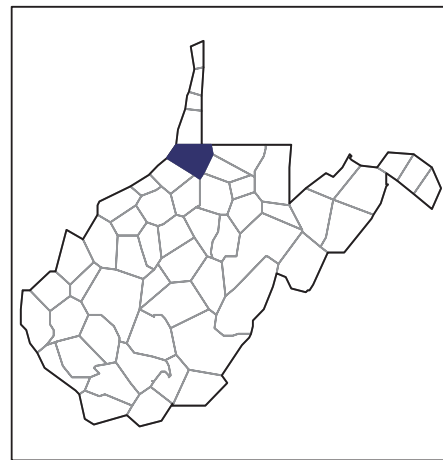
United States Department of Agriculture
National Agricultural Statistics Service

www.agcensus.usda.gov

2007 CENSUS OF AGRICULTURE

Wetzel County – West Virginia

**Farms with Asian Operators
Compared with All Farms**



Data are not available at this geographic level for farms with Asian operators.



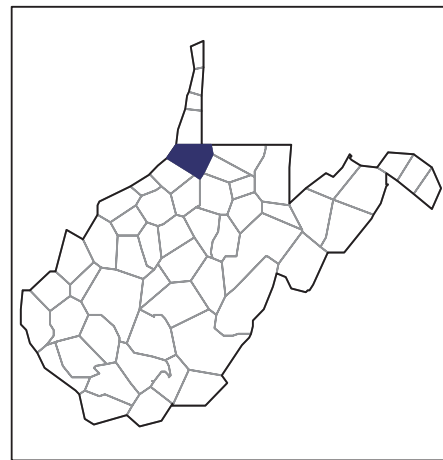
United States Department of Agriculture
National Agricultural Statistics Service

www.agcensus.usda.gov

2007 CENSUS OF AGRICULTURE

Wetzel County – West Virginia

Farms with Black or African American Operators Compared with All Farms



Data are not available at this geographic level for farms with Black or African American operators.



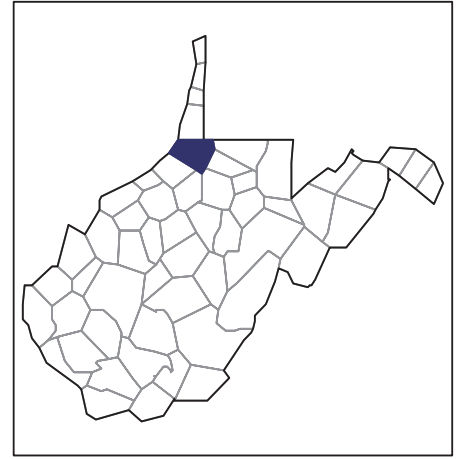
United States Department of Agriculture
National Agricultural Statistics Service

www.agcensus.usda.gov

2007 CENSUS OF AGRICULTURE

Wetzel County – West Virginia

Farms with Native Hawaiian or Other Pacific Islander Operators Compared with All Farms



Data are not available at this geographic level for farms with Native Hawaiian or Other Pacific Islander operators.



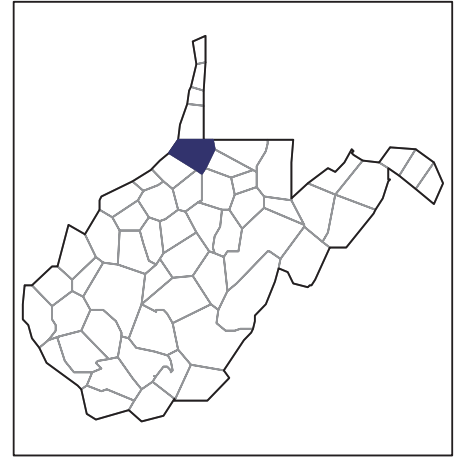
United States Department of Agriculture
National Agricultural Statistics Service

www.agcensus.usda.gov

2007 CENSUS OF AGRICULTURE

Wetzel County – West Virginia

**Farms with White Operators
Compared with All Farms**



Data are not available at this geographic level for farms with White operators.



United States Department of Agriculture
National Agricultural Statistics Service

www.agcensus.usda.gov

