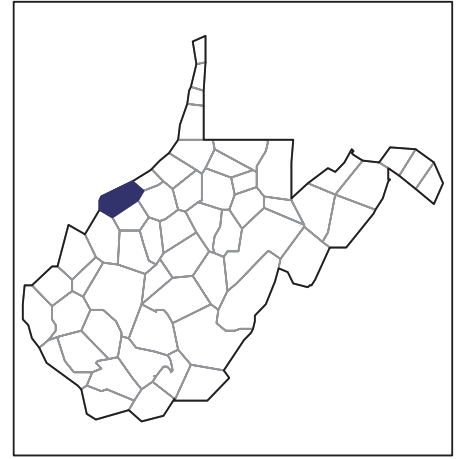


# 2007 CENSUS OF AGRICULTURE



## Wood County – West Virginia

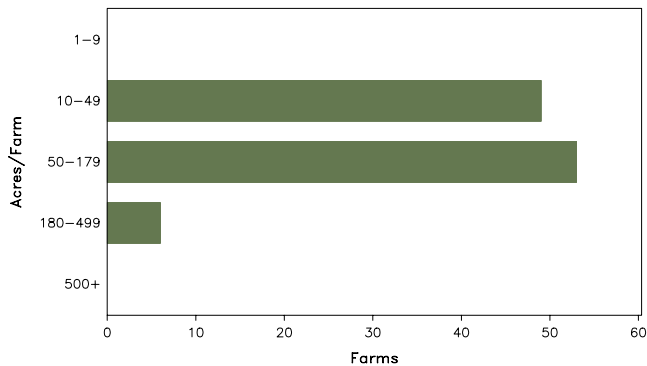
### Farms with Women Principal Operators Compared with All Farms

	Women Principal Operators	All Farms
<b>Number of Farms</b>	108	902
<b>Land in Farms</b>	7,448 acres	88,991 acres
<b>Average Size of Farm</b>	69 acres	99 acres
<b>Market Value of Products Sold</b>	\$98,000	\$3,536,000
Crop Sales	\$27,000	\$1,136,000
Livestock Sales	\$71,000	\$2,400,000
Average Per Farm	\$908	\$3,920
<b>Government Payments</b>	-	\$13,000
Average Per Farm Receiving Payments	-	\$750

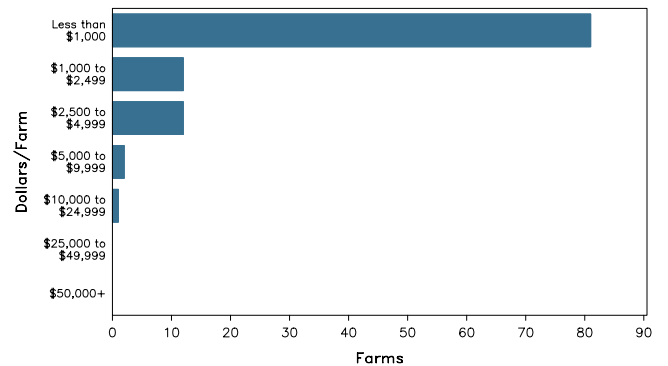
See footnotes on reverse page.

### Farms with Women Principal Operators

Farms by Size



Farms by Economic Size



# 2007 CENSUS OF AGRICULTURE

## Wood County – West Virginia Farms with Women Principal Operators

### Selected Highlights

Item	Farms	Quantity
<b>MARKET VALUE OF AGRICULTURAL PRODUCTS SOLD (\$1,000)</b>		
Total value of agricultural products sold	108	98
Value of crops including nursery and greenhouse	23	27
Value of livestock, poultry, and their products	34	71
<b>VALUE OF SALES BY COMMODITY GROUP (\$1,000)</b>		
Grains, oilseeds, dry beans, and dry peas	-	-
Tobacco	-	-
Cotton and cottonseed	-	-
Vegetables, melons, potatoes and sweet potatoes	2	(D)
Fruits, tree nuts, and berries	-	-
Nursery, greenhouse, floriculture, and sod	-	-
Cut Christmas trees and short rotation woody crops	-	-
Other crops and hay	23	(D)
Poultry and eggs	10	4
Cattle and calves	14	48
Milk and other dairy products from cows	-	-
Hogs and pigs	-	-
Sheep, goats, and their products	7	7
Horses, ponies, mules, burros, and donkeys	4	8
Aquaculture	-	-
Other animals and other animal products	3	3
<b>TOP CROP ITEMS (acres)</b>		
Forage - land used for all hay and haylage, grass silage, and greenchop	59	1,033
Vegetables harvested for sale	6	5
Corn for grain	1	(D)
Corn for silage or greenchop	1	(D)
Apples	5	2
<b>TOP LIVESTOCK INVENTORY ITEMS (number)</b>		
Cattle and calves	39	620
Horses and ponies	58	355
Layers	14	181
Goats, all	10	112
Rabbits and their pelts	3	43

### Operator Characteristics

Item	Quantity
Primary occupation:	
Farming	44
Other	64
Days worked off farm:	
None	55
Any	53
Years on present farm:	
2 years or less	3
3 to 4 years	5
5 to 9 years	32
10 years or more	68
Age group:	
Under 45 years	35
45 to 64 years	30
65 years and over	43
Average age of principal operator (years)	57.8

### Economic Characteristics

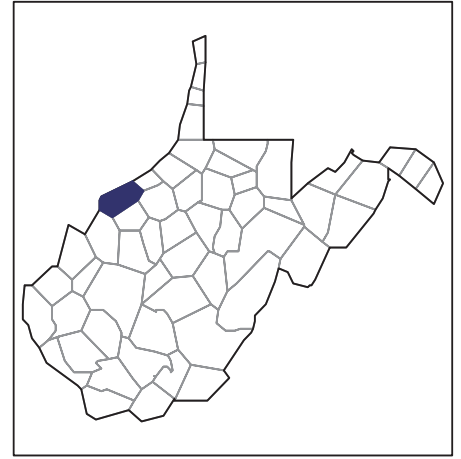
Item	Quantity
Farms by value of sales:	
Less than \$1,000	81
\$1,000 to \$2,499	12
\$2,500 to \$4,999	12
\$5,000 to \$9,999	2
\$10,000 to \$49,999	1
\$50,000 to \$99,999	-
\$100,000 to \$249,999	-
\$250,000 to \$499,999	-
\$500,000 or more	-
Total farm production expenses (\$1,000)	692
Average per farm (\$)	6,412
Net cash farm income of operation (\$1,000)	-586
Average per farm (\$)	-5,423
Value of agricultural products sold directly to individuals for human consumption (\$1,000)	(D)
Total organic product sales (\$1,000)	-
Total income from farm-related sources, gross before taxes and expenses (\$1,000)	9

See "Census of Agriculture, Volume 1, Geographic Area Series" for complete footnotes, explanations, definitions, and methodology.  
(D) Cannot be disclosed. (Z) Less than half of the unit shown.

# 2007 CENSUS OF AGRICULTURE

## Wood County – West Virginia

### Farms with Spanish, Hispanic, or Latino Operators Compared with All Farms



Data are not available at this geographic level for farms with Spanish, Hispanic, or Latino operators.



United States Department of Agriculture  
National Agricultural Statistics Service

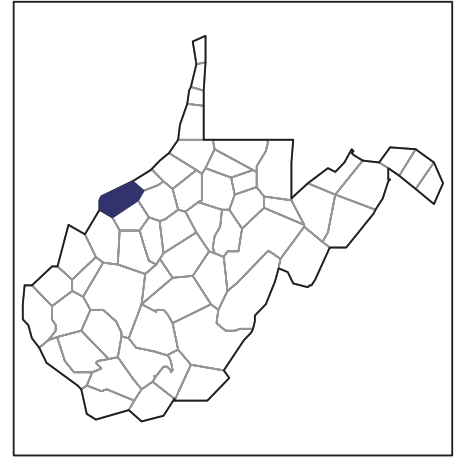
[www.agcensus.usda.gov](http://www.agcensus.usda.gov)



# 2007 CENSUS OF AGRICULTURE

## Wood County – West Virginia

### Farms with American Indian or Alaska Native Operators Compared with All Farms



Data are not available at this geographic level for farms with American Indian or Alaska Native operators.



United States Department of Agriculture  
National Agricultural Statistics Service

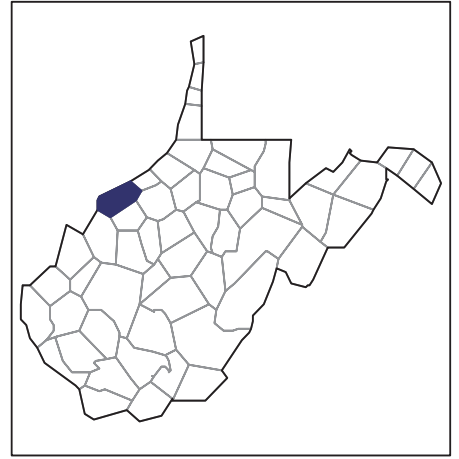
[www.agcensus.usda.gov](http://www.agcensus.usda.gov)



# 2007 CENSUS OF AGRICULTURE

**Wood County – West Virginia**

**Farms with Asian Operators  
Compared with All Farms**



**Data are not available at this geographic level for farms with Asian operators.**



United States Department of Agriculture  
National Agricultural Statistics Service

[www.agcensus.usda.gov](http://www.agcensus.usda.gov)

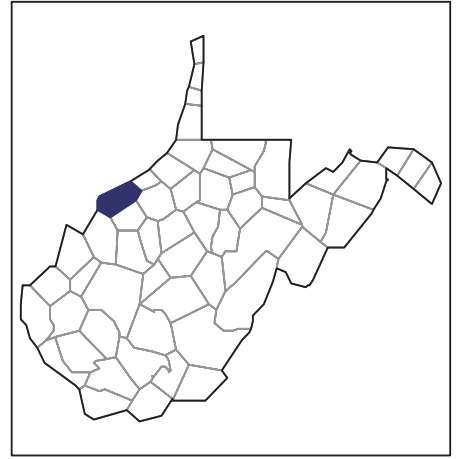




# 2007 CENSUS *OF* AGRICULTURE

## Wood County – West Virginia

### Farms with Black or African American Operators Compared with All Farms



Data are not available at this geographic level for farms with Black or African American operators.



United States Department of Agriculture  
National Agricultural Statistics Service

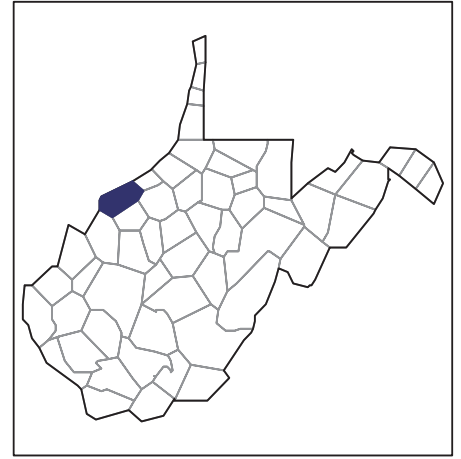
[www.agcensus.usda.gov](http://www.agcensus.usda.gov)



# 2007 CENSUS OF AGRICULTURE

## Wood County – West Virginia

### Farms with Native Hawaiian or Other Pacific Islander Operators Compared with All Farms



Data are not available at this geographic level for farms with Native Hawaiian or Other Pacific Islander operators.



United States Department of Agriculture  
National Agricultural Statistics Service

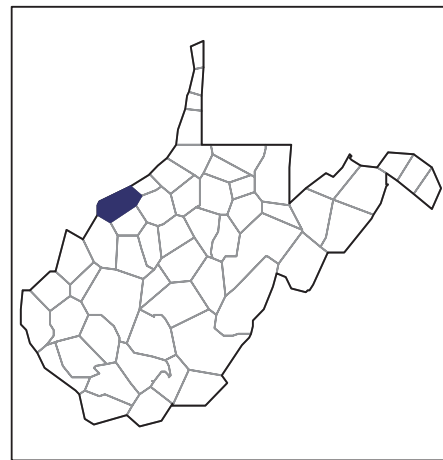
[www.agcensus.usda.gov](http://www.agcensus.usda.gov)



# 2007 CENSUS OF AGRICULTURE

## Wood County – West Virginia

### Farms with White Operators Compared with All Farms



Data are not available at this geographic level for farms with White operators.



United States Department of Agriculture  
National Agricultural Statistics Service

[www.agcensus.usda.gov](http://www.agcensus.usda.gov)

