

2007 CENSUS OF AGRICULTURE



Barron County – Wisconsin

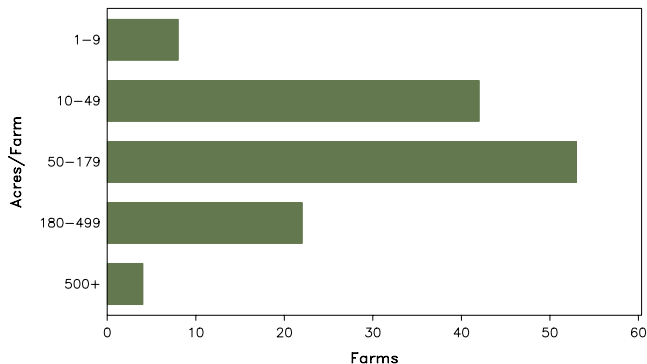
Farms with Women Principal Operators Compared with All Farms

	Women Principal Operators	All Farms
Number of Farms	129	1,484
Land in Farms	16,964 acres	324,196 acres
Average Size of Farm	132 acres	218 acres
Market Value of Products Sold	\$6,796,000	\$206,438,000
Crop Sales	\$1,497,000	\$40,663,000
Livestock Sales	\$5,299,000	\$165,775,000
Average Per Farm	\$52,683	\$139,109
Government Payments	\$166,000	\$3,388,000
Average Per Farm Receiving Payments	\$2,345	\$3,662

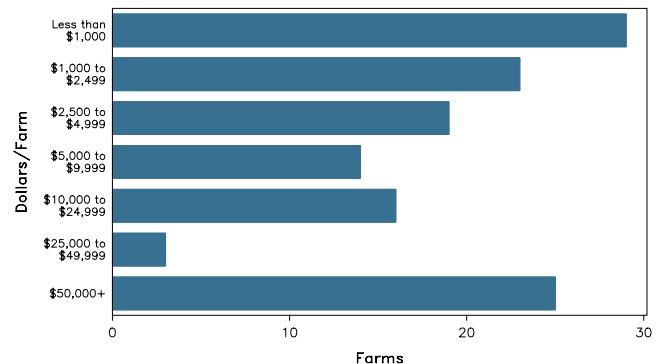
See footnotes on reverse page.

Farms with Women Principal Operators

Farms by Size



Farms by Economic Size



2007 CENSUS OF AGRICULTURE

Barron County – Wisconsin Farms with Women Principal Operators

Selected Highlights

Item	Farms	Quantity
MARKET VALUE OF AGRICULTURAL PRODUCTS SOLD (\$1,000)		
Total value of agricultural products sold	129	6,796
Value of crops including nursery and greenhouse	59	1,497
Value of livestock, poultry, and their products	75	5,299
VALUE OF SALES BY COMMODITY GROUP (\$1,000)		
Grains, oilseeds, dry beans, and dry peas	21	1,218
Tobacco	-	-
Cotton and cottonseed	-	-
Vegetables, melons, potatoes and sweet potatoes	3	(D)
Fruits, tree nuts, and berries	1	(D)
Nursery, greenhouse, floriculture, and sod	5	(D)
Cut Christmas trees and short rotation woody crops	-	-
Other crops and hay	37	114
Poultry and eggs	11	(D)
Cattle and calves	50	(D)
Milk and other dairy products from cows	27	4,339
Hogs and pigs	9	9
Sheep, goats, and their products	16	44
Horses, ponies, mules, burros, and donkeys	10	47
Aquaculture	-	-
Other animals and other animal products	4	20
TOP CROP ITEMS (acres)		
Forage - land used for all hay and haylage, grass silage, and greenchop	60	3,547
Corn for grain	21	(D)
Soybeans for beans	7	923
Corn for silage or greenchop	16	708
Vegetables harvested for sale	3	(D)
TOP LIVESTOCK INVENTORY ITEMS (number)		
Cattle and calves	57	3,053
Horses and ponies	59	427
Bison	2	(D)
Sheep and lambs	9	222
Layers	14	207

Operator Characteristics

Item	Quantity
Primary occupation:	
Farming	47
Other	82
Days worked off farm:	
None	52
Any	77
Years on present farm:	
2 years or less	13
3 to 4 years	2
5 to 9 years	29
10 years or more	85
Age group:	
Under 45 years	28
45 to 64 years	75
65 years and over	26
Average age of principal operator (years)	54.0

Economic Characteristics

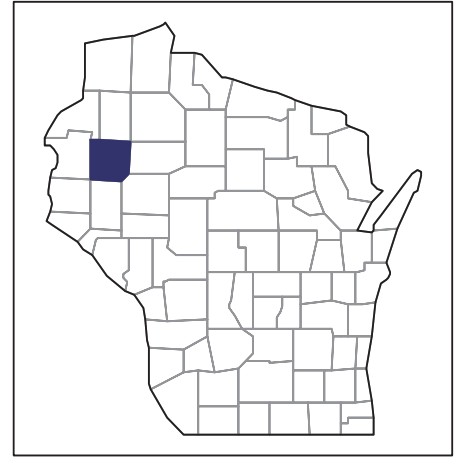
Item	Quantity
Farms by value of sales:	
Less than \$1,000	38
\$1,000 to \$2,499	14
\$2,500 to \$4,999	19
\$5,000 to \$9,999	18
\$10,000 to \$49,999	15
\$50,000 to \$99,999	12
\$100,000 to \$249,999	8
\$250,000 to \$499,999	3
\$500,000 or more	2
Total farm production expenses (\$1,000)	4,865
Average per farm (\$)	37,717
Net cash farm income of operation (\$1,000)	2,371
Average per farm (\$)	18,382
Value of agricultural products sold directly to individuals for human consumption (\$1,000)	15
Total organic product sales (\$1,000)	(D)
Total income from farm-related sources, gross before taxes and expenses (\$1,000)	274

See "Census of Agriculture, Volume 1, Geographic Area Series" for complete footnotes, explanations, definitions, and methodology.
(D) Cannot be disclosed. (Z) Less than half of the unit shown.

2007 CENSUS OF AGRICULTURE

Barron County – Wisconsin

Farms with Spanish, Hispanic, or Latino Operators Compared with All Farms



Data are not available at this geographic level for farms with Spanish, Hispanic, or Latino operators.



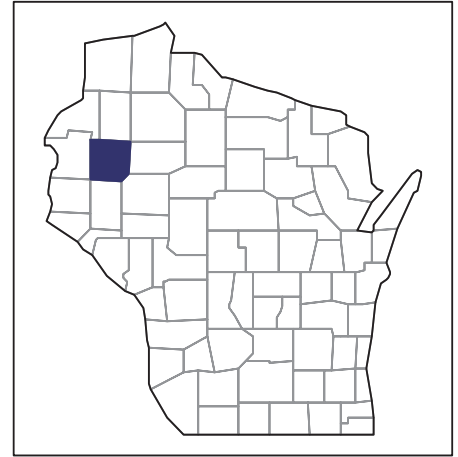
United States Department of Agriculture
National Agricultural Statistics Service

www.agcensus.usda.gov

2007 CENSUS OF AGRICULTURE

Barron County – Wisconsin

Farms with American Indian or Alaska Native Operators Compared with All Farms



Data are not available at this geographic level for farms with American Indian or Alaska Native operators.



United States Department of Agriculture
National Agricultural Statistics Service

www.agcensus.usda.gov

2007 CENSUS OF AGRICULTURE

Barron County – Wisconsin

**Farms with Asian Operators
Compared with All Farms**



Data are not available at this geographic level for farms with Asian operators.



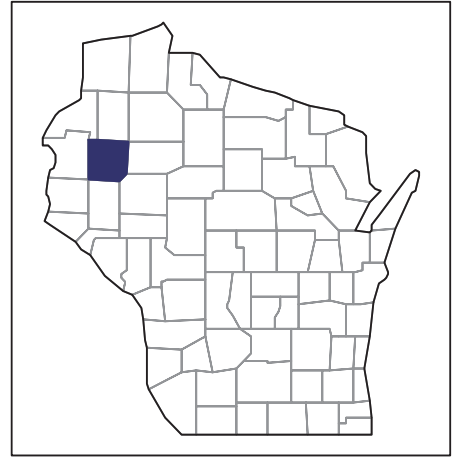
United States Department of Agriculture
National Agricultural Statistics Service

www.agcensus.usda.gov

2007 CENSUS OF AGRICULTURE

Barron County – Wisconsin

Farms with Black or African American Operators Compared with All Farms



Data are not available at this geographic level for farms with Black or African American operators.



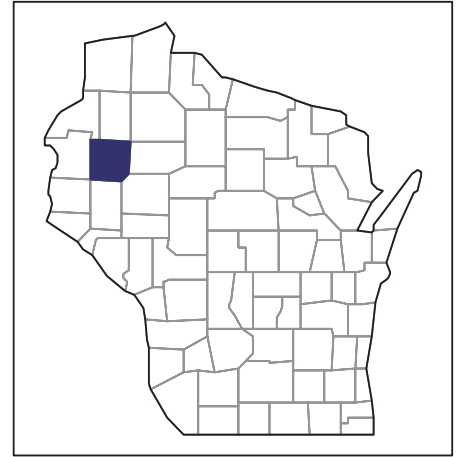
United States Department of Agriculture
National Agricultural Statistics Service

www.agcensus.usda.gov

2007 CENSUS OF AGRICULTURE

Barron County – Wisconsin

Farms with Native Hawaiian or Other Pacific Islander Operators Compared with All Farms



Data are not available at this geographic level for farms with Native Hawaiian or Other Pacific Islander operators.



United States Department of Agriculture
National Agricultural Statistics Service

www.agcensus.usda.gov

2007 CENSUS OF AGRICULTURE

Barron County – Wisconsin

**Farms with White Operators
Compared with All Farms**



Data are not available at this geographic level for farms with White operators.



United States Department of Agriculture
National Agricultural Statistics Service

www.agcensus.usda.gov

