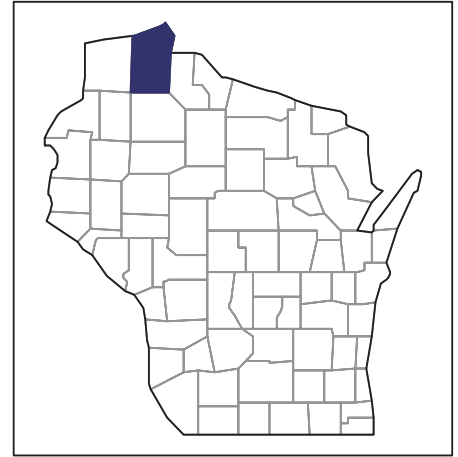


2007 CENSUS OF AGRICULTURE



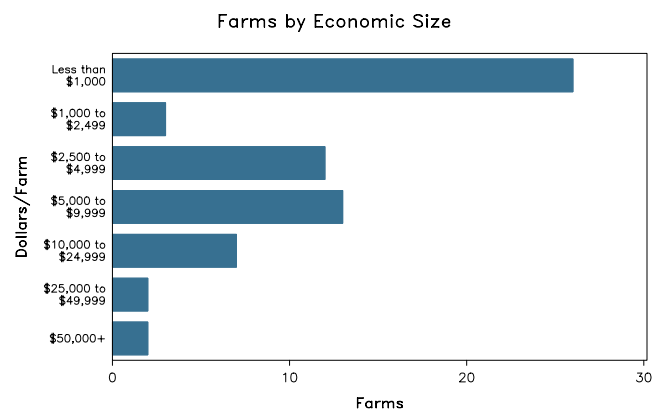
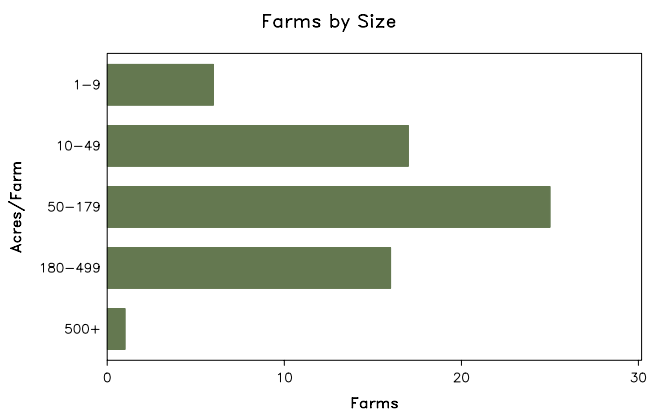
Bayfield County – Wisconsin

Farms with Women Principal Operators Compared with All Farms

	Women Principal Operators	All Farms
Number of Farms	65	383
Land in Farms	8,777 acres	89,284 acres
Average Size of Farm	135 acres	233 acres
Market Value of Products Sold	\$705,000	\$16,205,000
Crop Sales	(D)	\$4,450,000
Livestock Sales	(D)	\$11,755,000
Average Per Farm	\$10,853	\$42,310
Government Payments	\$19,000	\$213,000
Average Per Farm Receiving Payments	\$1,899	\$2,477

See footnotes on reverse page.

Farms with Women Principal Operators



2007 CENSUS OF AGRICULTURE

Bayfield County – Wisconsin Farms with Women Principal Operators

Selected Highlights

Item	Farms	Quantity
MARKET VALUE OF AGRICULTURAL PRODUCTS SOLD (\$1,000)		
Total value of agricultural products sold	65	705
Value of crops including nursery and greenhouse	35	(D)
Value of livestock, poultry, and their products	31	(D)
VALUE OF SALES BY COMMODITY GROUP (\$1,000)		
Grains, oilseeds, dry beans, and dry peas	5	(D)
Tobacco	-	-
Cotton and cottonseed	-	-
Vegetables, melons, potatoes and sweet potatoes	6	30
Fruits, tree nuts, and berries	4	20
Nursery, greenhouse, floriculture, and sod	6	39
Cut Christmas trees and short rotation woody crops	-	-
Other crops and hay	29	(D)
Poultry and eggs	20	21
Cattle and calves	18	(D)
Milk and other dairy products from cows	3	364
Hogs and pigs	3	(D)
Sheep, goats, and their products	5	(D)
Horses, ponies, mules, burros, and donkeys	5	6
Aquaculture	-	-
Other animals and other animal products	3	4
TOP CROP ITEMS (acres)		
Forage - land used for all hay and haylage, grass silage, and greenchop	38	3,148
Corn for silage or greenchop	3	74
Oats for grain	1	(D)
Vegetables harvested for sale	6	13
Apples	4	12
TOP LIVESTOCK INVENTORY ITEMS (number)		
Cattle and calves	23	718
Layers	20	678
Broilers and other meat-type chickens	4	(D)
Horses and ponies	22	174
Sheep and lambs	5	52

Operator Characteristics

Item	Quantity
Primary occupation:	
Farming	38
Other	27
Days worked off farm:	
None	21
Any	44
Years on present farm:	
2 years or less	5
3 to 4 years	5
5 to 9 years	18
10 years or more	37
Age group:	
Under 45 years	18
45 to 64 years	36
65 years and over	11
Average age of principal operator (years)	51.6

Economic Characteristics

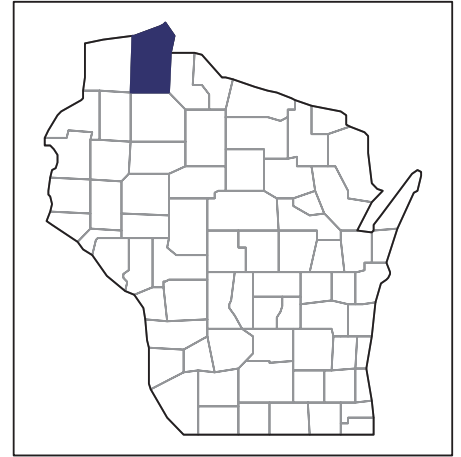
Item	Quantity
Farms by value of sales:	
Less than \$1,000	26
\$1,000 to \$2,499	3
\$2,500 to \$4,999	12
\$5,000 to \$9,999	13
\$10,000 to \$49,999	9
\$50,000 to \$99,999	-
\$100,000 to \$249,999	2
\$250,000 to \$499,999	-
\$500,000 or more	-
Total farm production expenses (\$1,000)	1,065
Average per farm (\$)	16,390
Net cash farm income of operation (\$1,000)	-124
Average per farm (\$)	-1,901
Value of agricultural products sold directly to individuals for human consumption (\$1,000)	32
Total organic product sales (\$1,000)	(D)
Total income from farm-related sources, gross before taxes and expenses (\$1,000)	217

See "Census of Agriculture, Volume 1, Geographic Area Series" for complete footnotes, explanations, definitions, and methodology.
(D) Cannot be disclosed. (Z) Less than half of the unit shown.

2007 CENSUS OF AGRICULTURE

Bayfield County – Wisconsin

Farms with Spanish, Hispanic, or Latino Operators Compared with All Farms



Data are not available at this geographic level for farms with Spanish, Hispanic, or Latino operators.



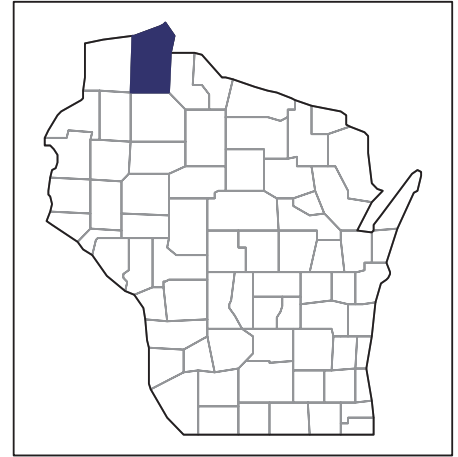
United States Department of Agriculture
National Agricultural Statistics Service

www.agcensus.usda.gov

2007 CENSUS OF AGRICULTURE

Bayfield County – Wisconsin

Farms with American Indian or Alaska Native Operators Compared with All Farms



Data are not available at this geographic level for farms with American Indian or Alaska Native operators.



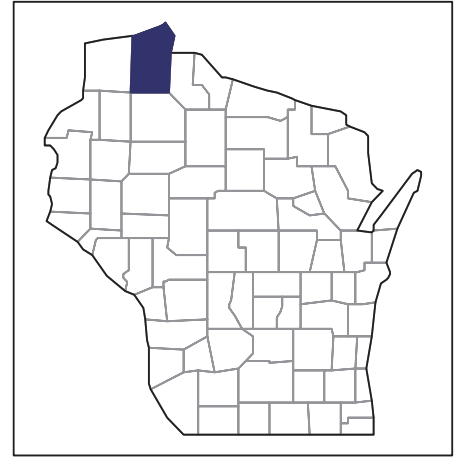
United States Department of Agriculture
National Agricultural Statistics Service

www.agcensus.usda.gov

2007 CENSUS *OF* AGRICULTURE

Bayfield County – Wisconsin

**Farms with Asian Operators
Compared with All Farms**



Data are not available at this geographic level for farms with Asian operators.



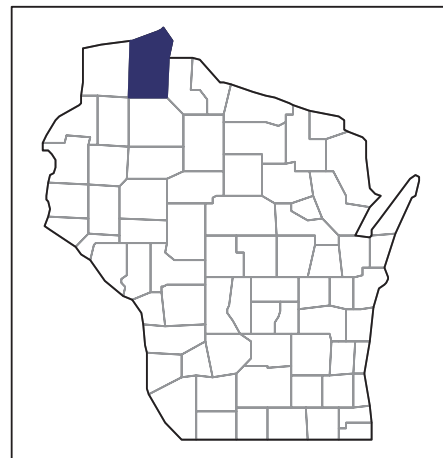
United States Department of Agriculture
National Agricultural Statistics Service

www.agcensus.usda.gov

2007 CENSUS OF AGRICULTURE

Bayfield County – Wisconsin

Farms with Black or African American Operators Compared with All Farms



Data are not available at this geographic level for farms with Black or African American operators.



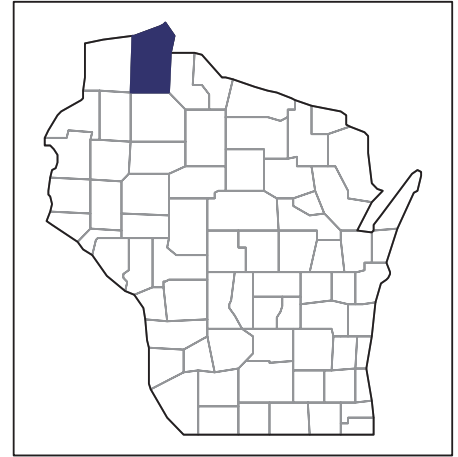
United States Department of Agriculture
National Agricultural Statistics Service

www.agcensus.usda.gov

2007 CENSUS OF AGRICULTURE

Bayfield County – Wisconsin

Farms with Native Hawaiian or Other Pacific Islander Operators Compared with All Farms



Data are not available at this geographic level for farms with Native Hawaiian or Other Pacific Islander operators.



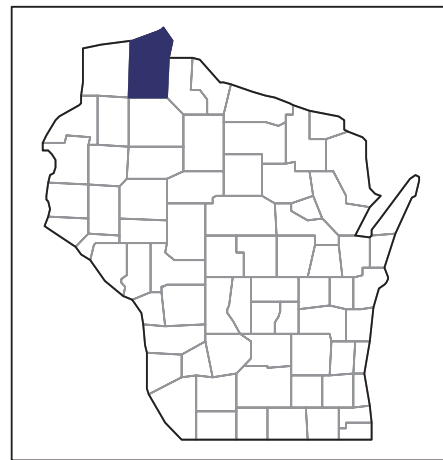
United States Department of Agriculture
National Agricultural Statistics Service

www.agcensus.usda.gov

2007 CENSUS OF AGRICULTURE

Bayfield County – Wisconsin

**Farms with White Operators
Compared with All Farms**



Data are not available at this geographic level for farms with White operators.



United States Department of Agriculture
National Agricultural Statistics Service

www.agcensus.usda.gov

