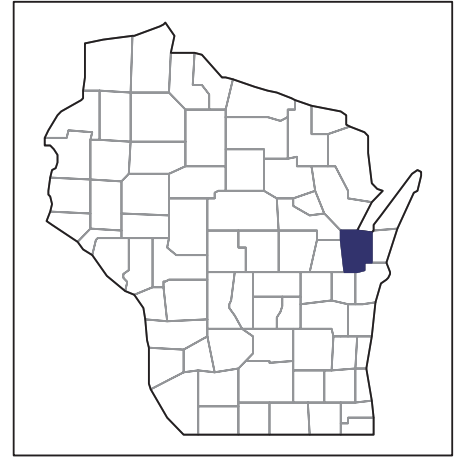


2007 CENSUS OF AGRICULTURE



Brown County – Wisconsin

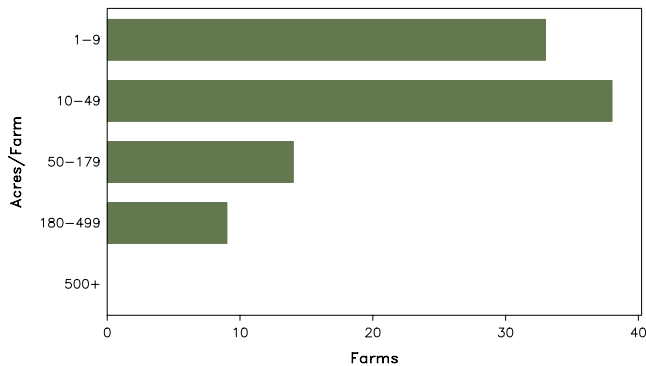
Farms with Women Principal Operators Compared with All Farms

	Women Principal Operators	All Farms
Number of Farms	94	1,053
Land in Farms	4,087 acres	187,167 acres
Average Size of Farm	43 acres	178 acres
Market Value of Products Sold	\$4,047,000	\$253,758,000
Crop Sales	\$1,151,000	\$31,039,000
Livestock Sales	\$2,896,000	\$222,718,000
Average Per Farm	\$43,055	\$240,985
Government Payments	(D)	\$2,774,000
Average Per Farm Receiving Payments	(D)	\$4,417

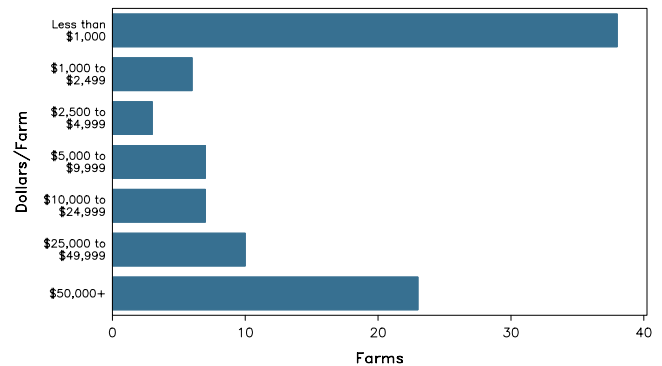
See footnotes on reverse page.

Farms with Women Principal Operators

Farms by Size



Farms by Economic Size



2007 CENSUS OF AGRICULTURE

Brown County – Wisconsin Farms with Women Principal Operators

Selected Highlights

Item	Farms	Quantity
MARKET VALUE OF AGRICULTURAL PRODUCTS SOLD (\$1,000)		
Total value of agricultural products sold	94	4,047
Value of crops including nursery and greenhouse	38	1,151
Value of livestock, poultry, and their products	44	2,896
VALUE OF SALES BY COMMODITY GROUP (\$1,000)		
Grains, oilseeds, dry beans, and dry peas	19	373
Tobacco	-	-
Cotton and cottonseed	-	-
Vegetables, melons, potatoes and sweet potatoes	8	212
Fruits, tree nuts, and berries	5	263
Nursery, greenhouse, floriculture, and sod	7	214
Cut Christmas trees and short rotation woody crops	-	-
Other crops and hay	17	88
Poultry and eggs	7	10
Cattle and calves	26	(D)
Milk and other dairy products from cows	5	(D)
Hogs and pigs	-	-
Sheep, goats, and their products	6	8
Horses, ponies, mules, burros, and donkeys	5	4
Aquaculture	-	-
Other animals and other animal products	6	(D)
TOP CROP ITEMS (acres)		
Forage - land used for all hay and haylage, grass silage, and greenchop	34	1,191
Corn for grain	11	594
Soybeans for beans	8	350
Corn for silage or greenchop	9	280
Wheat for grain, all	6	126
TOP LIVESTOCK INVENTORY ITEMS (number)		
Cattle and calves	28	2,543
Layers	8	406
Horses and ponies	42	401
Ducks	4	184
Geese	7	74

Operator Characteristics

Item	Quantity
Primary occupation:	
Farming	49
Other	45
Days worked off farm:	
None	36
Any	58
Years on present farm:	
2 years or less	4
3 to 4 years	3
5 to 9 years	10
10 years or more	77
Age group:	
Under 45 years	23
45 to 64 years	51
65 years and over	20
Average age of principal operator (years)	54.2

Economic Characteristics

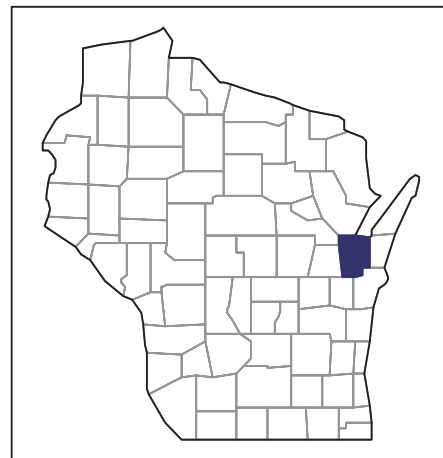
Item	Quantity
Farms by value of sales:	
Less than \$1,000	40
\$1,000 to \$2,499	4
\$2,500 to \$4,999	3
\$5,000 to \$9,999	9
\$10,000 to \$49,999	20
\$50,000 to \$99,999	7
\$100,000 to \$249,999	8
\$250,000 to \$499,999	2
\$500,000 or more	1
Total farm production expenses (\$1,000)	3,704
Average per farm (\$)	39,409
Net cash farm income of operation (\$1,000)	1,241
Average per farm (\$)	13,199
Value of agricultural products sold directly to individuals for human consumption (\$1,000)	283
Total organic product sales (\$1,000)	15
Total income from farm-related sources, gross before taxes and expenses (\$1,000)	(D)

See "Census of Agriculture, Volume 1, Geographic Area Series" for complete footnotes, explanations, definitions, and methodology.
(D) Cannot be disclosed. (Z) Less than half of the unit shown.

2007 CENSUS OF AGRICULTURE

Brown County – Wisconsin

Farms with Spanish, Hispanic, or Latino Operators Compared with All Farms



Data are not available at this geographic level for farms with Spanish, Hispanic, or Latino operators.



United States Department of Agriculture
National Agricultural Statistics Service

www.agcensus.usda.gov

2007 CENSUS OF AGRICULTURE

Brown County – Wisconsin

Farms with American Indian or Alaska Native Operators Compared with All Farms



Data are not available at this geographic level for farms with American Indian or Alaska Native operators.



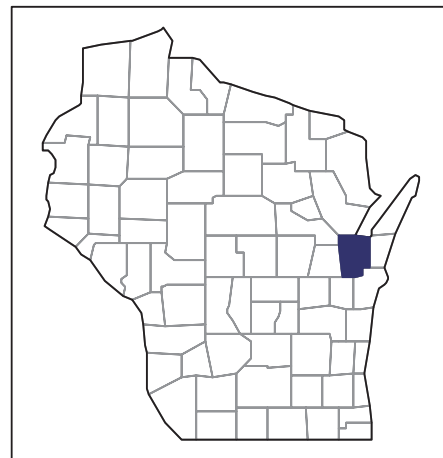
United States Department of Agriculture
National Agricultural Statistics Service

www.agcensus.usda.gov

2007 CENSUS *OF* AGRICULTURE

Brown County – Wisconsin

**Farms with Asian Operators
Compared with All Farms**



Data are not available at this geographic level for farms with Asian operators.



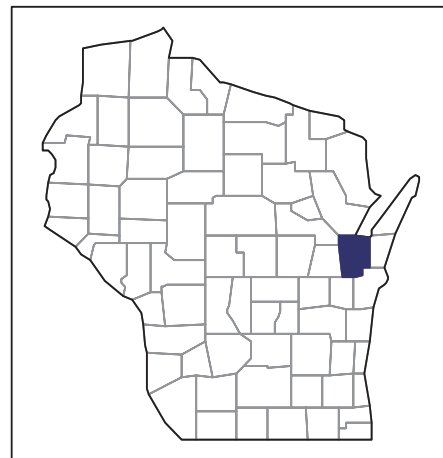
United States Department of Agriculture
National Agricultural Statistics Service

www.agcensus.usda.gov

2007 CENSUS OF AGRICULTURE

Brown County – Wisconsin

Farms with Black or African American Operators Compared with All Farms



Data are not available at this geographic level for farms with Black or African American operators.



United States Department of Agriculture
National Agricultural Statistics Service

www.agcensus.usda.gov

2007 CENSUS OF AGRICULTURE

Brown County – Wisconsin

Farms with Native Hawaiian or Other Pacific Islander Operators Compared with All Farms



Data are not available at this geographic level for farms with Native Hawaiian or Other Pacific Islander operators.



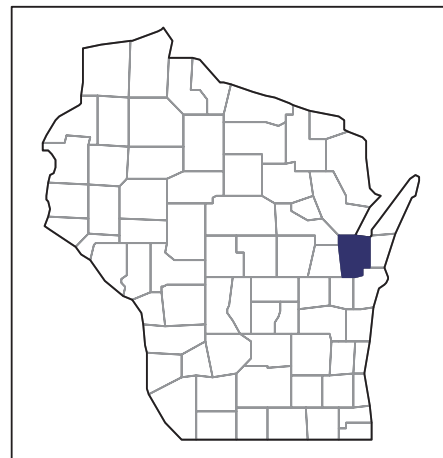
United States Department of Agriculture
National Agricultural Statistics Service

www.agcensus.usda.gov

2007 CENSUS OF AGRICULTURE

Brown County – Wisconsin

**Farms with White Operators
Compared with All Farms**



Data are not available at this geographic level for farms with White operators.



United States Department of Agriculture
National Agricultural Statistics Service

www.agcensus.usda.gov

