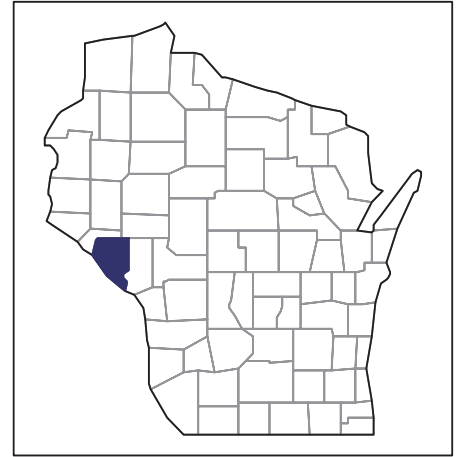


2007 CENSUS OF AGRICULTURE



Buffalo County – Wisconsin

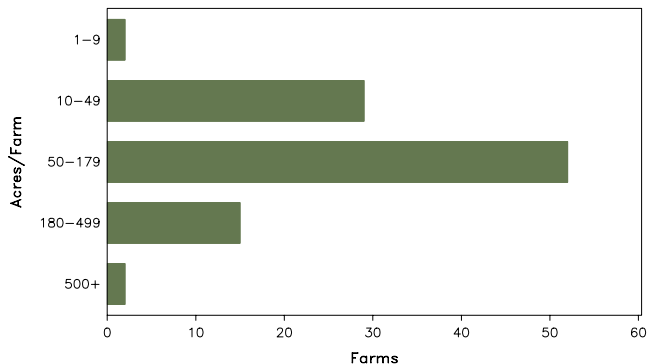
Farms with Women Principal Operators Compared with All Farms

	Women Principal Operators	All Farms
Number of Farms	100	1,229
Land in Farms	13,035 acres	307,035 acres
Average Size of Farm	130 acres	250 acres
Market Value of Products Sold	\$2,800,000	\$159,139,000
Crop Sales	\$820,000	\$26,345,000
Livestock Sales	\$1,980,000	\$132,794,000
Average Per Farm	\$28,002	\$129,487
Government Payments	\$138,000	\$3,169,000
Average Per Farm Receiving Payments	\$2,510	\$3,710

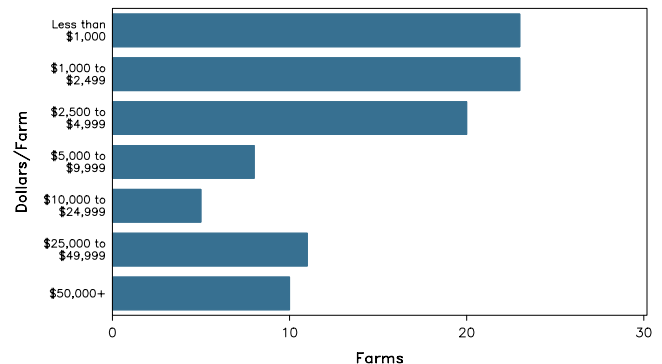
See footnotes on reverse page.

Farms with Women Principal Operators

Farms by Size



Farms by Economic Size



2007 CENSUS OF AGRICULTURE

Buffalo County – Wisconsin Farms with Women Principal Operators

Selected Highlights

Item	Farms	Quantity
MARKET VALUE OF AGRICULTURAL PRODUCTS SOLD (\$1,000)		
Total value of agricultural products sold	100	2,800
Value of crops including nursery and greenhouse	33	820
Value of livestock, poultry, and their products	32	1,980
VALUE OF SALES BY COMMODITY GROUP (\$1,000)		
Grains, oilseeds, dry beans, and dry peas	24	598
Tobacco	-	-
Cotton and cottonseed	-	-
Vegetables, melons, potatoes and sweet potatoes	4	110
Fruits, tree nuts, and berries	4	(D)
Nursery, greenhouse, floriculture, and sod	4	(D)
Cut Christmas trees and short rotation woody crops	-	-
Other crops and hay	15	65
Poultry and eggs	12	(D)
Cattle and calves	17	156
Milk and other dairy products from cows	2	(D)
Hogs and pigs	8	3
Sheep, goats, and their products	4	21
Horses, ponies, mules, burros, and donkeys	8	62
Aquaculture	-	-
Other animals and other animal products	-	-
TOP CROP ITEMS (acres)		
Corn for grain	22	1,133
Forage - land used for all hay and haylage, grass silage, and greenchop	24	809
Soybeans for beans	8	411
Vegetables harvested for sale	4	36
Corn for silage or greenchop	1	(D)
TOP LIVESTOCK INVENTORY ITEMS (number)		
Broilers and other meat-type chickens	4	(D)
Layers	13	(D)
Cattle and calves	31	913
Colonies of bees	3	300
Horses and ponies	36	252

Operator Characteristics

Item	Quantity
Primary occupation:	
Farming	33
Other	67
Days worked off farm:	
None	35
Any	65
Years on present farm:	
2 years or less	4
3 to 4 years	1
5 to 9 years	34
10 years or more	61
Age group:	
Under 45 years	27
45 to 64 years	40
65 years and over	33
Average age of principal operator (years)	54.8

Economic Characteristics

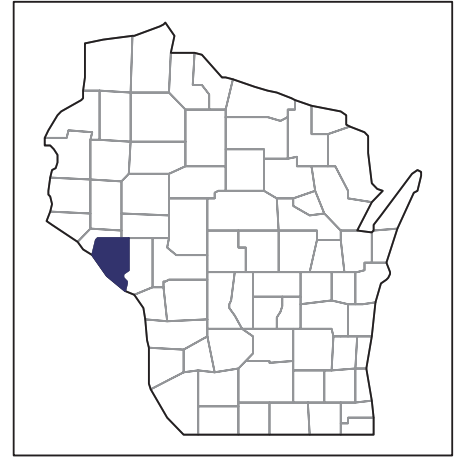
Item	Quantity
Farms by value of sales:	
Less than \$1,000	53
\$1,000 to \$2,499	9
\$2,500 to \$4,999	6
\$5,000 to \$9,999	6
\$10,000 to \$49,999	16
\$50,000 to \$99,999	7
\$100,000 to \$249,999	1
\$250,000 to \$499,999	-
\$500,000 or more	2
Total farm production expenses (\$1,000)	2,578
Average per farm (\$)	25,785
Net cash farm income of operation (\$1,000)	724
Average per farm (\$)	7,239
Value of agricultural products sold directly to individuals for human consumption (\$1,000)	113
Total organic product sales (\$1,000)	64
Total income from farm-related sources, gross before taxes and expenses (\$1,000)	364

See "Census of Agriculture, Volume 1, Geographic Area Series" for complete footnotes, explanations, definitions, and methodology.
(D) Cannot be disclosed. (Z) Less than half of the unit shown.

2007 CENSUS OF AGRICULTURE

Buffalo County – Wisconsin

Farms with Spanish, Hispanic, or Latino Operators Compared with All Farms



Data are not available at this geographic level for farms with Spanish, Hispanic, or Latino operators.



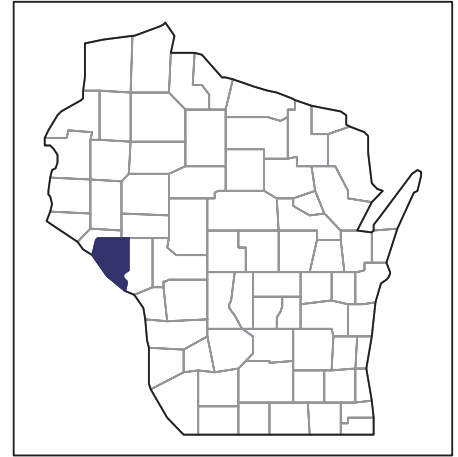
United States Department of Agriculture
National Agricultural Statistics Service

www.agcensus.usda.gov

2007 CENSUS *OF* AGRICULTURE

Buffalo County – Wisconsin

Farms with American Indian or Alaska Native Operators Compared with All Farms



Data are not available at this geographic level for farms with American Indian or Alaska Native operators.



United States Department of Agriculture
National Agricultural Statistics Service

www.agcensus.usda.gov

2007 CENSUS OF AGRICULTURE

Buffalo County – Wisconsin

**Farms with Asian Operators
Compared with All Farms**



Data are not available at this geographic level for farms with Asian operators.



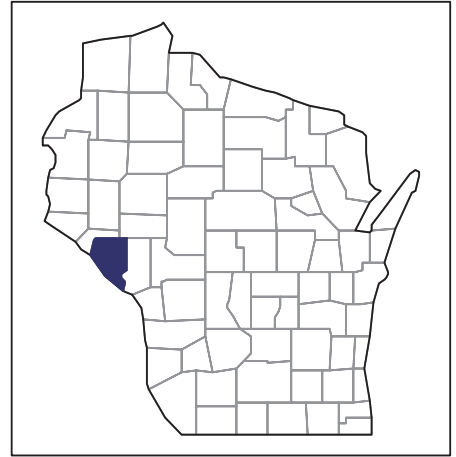
United States Department of Agriculture
National Agricultural Statistics Service

www.agcensus.usda.gov

2007 CENSUS OF AGRICULTURE

Buffalo County – Wisconsin

Farms with Black or African American Operators Compared with All Farms



Data are not available at this geographic level for farms with Black or African American operators.



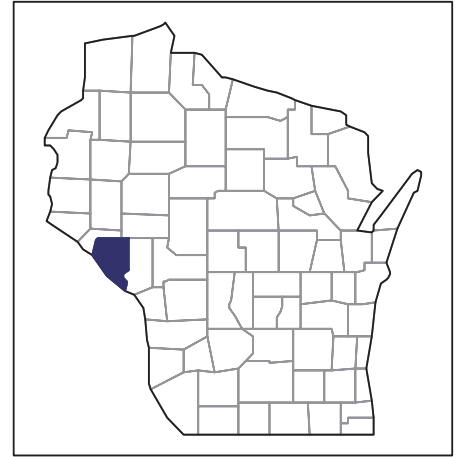
United States Department of Agriculture
National Agricultural Statistics Service

www.agcensus.usda.gov

2007 CENSUS OF AGRICULTURE

Buffalo County – Wisconsin

Farms with Native Hawaiian or Other Pacific Islander Operators Compared with All Farms



Data are not available at this geographic level for farms with Native Hawaiian or Other Pacific Islander operators.



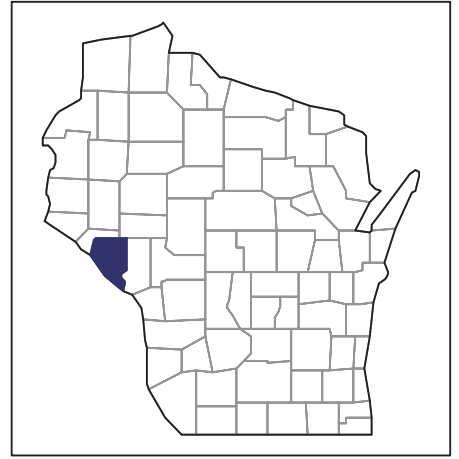
United States Department of Agriculture
National Agricultural Statistics Service

www.agcensus.usda.gov

2007 CENSUS *OF* AGRICULTURE

Buffalo County – Wisconsin

**Farms with White Operators
Compared with All Farms**



Data are not available at this geographic level for farms with White operators.



United States Department of Agriculture
National Agricultural Statistics Service

www.agcensus.usda.gov

