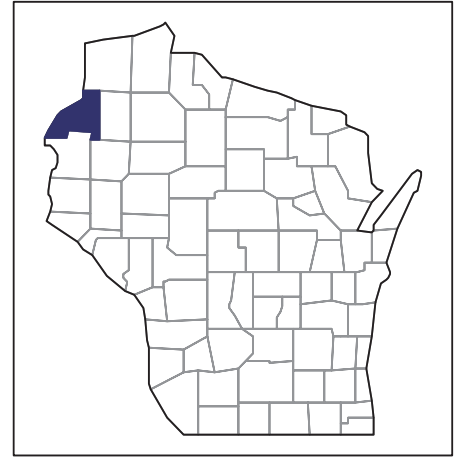


# 2007 CENSUS OF AGRICULTURE



## Burnett County – Wisconsin

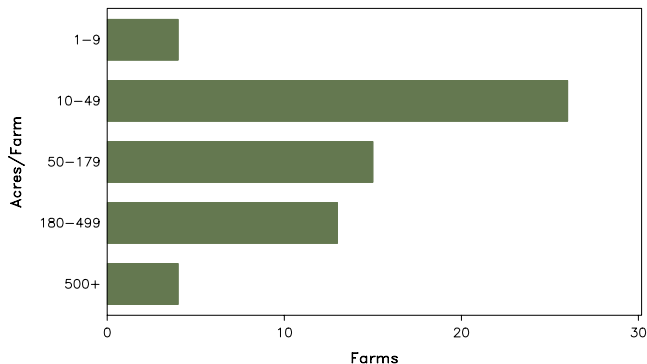
### Farms with Women Principal Operators Compared with All Farms

	Women Principal Operators	All Farms
<b>Number of Farms</b>	62	531
<b>Land in Farms</b>	9,706 acres	96,168 acres
<b>Average Size of Farm</b>	157 acres	181 acres
<b>Market Value of Products Sold</b>	\$3,165,000	\$22,775,000
Crop Sales	\$485,000	\$5,479,000
Livestock Sales	\$2,680,000	\$17,296,000
Average Per Farm	\$51,048	\$42,891
<b>Government Payments</b>	\$33,000	\$546,000
Average Per Farm Receiving Payments	\$1,379	\$2,245

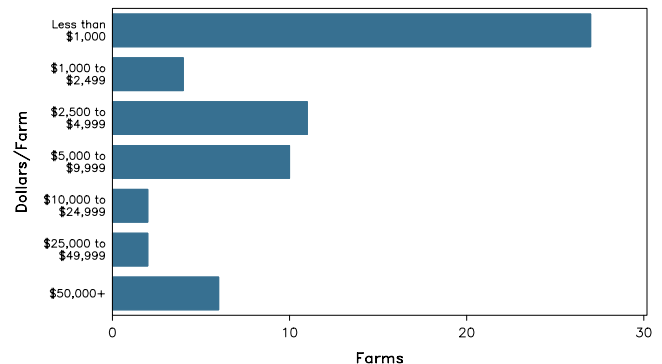
See footnotes on reverse page.

### Farms with Women Principal Operators

Farms by Size



Farms by Economic Size



# 2007 CENSUS OF AGRICULTURE

## Burnett County – Wisconsin Farms with Women Principal Operators

### Selected Highlights

Item	Farms	Quantity
<b>MARKET VALUE OF AGRICULTURAL PRODUCTS SOLD (\$1,000)</b>		
Total value of agricultural products sold	62	3,165
Value of crops including nursery and greenhouse	28	485
Value of livestock, poultry, and their products	26	2,680
<b>VALUE OF SALES BY COMMODITY GROUP (\$1,000)</b>		
Grains, oilseeds, dry beans, and dry peas	9	117
Tobacco	-	-
Cotton and cottonseed	-	-
Vegetables, melons, potatoes and sweet potatoes	1	(D)
Fruits, tree nuts, and berries	2	(D)
Nursery, greenhouse, floriculture, and sod	6	315
Cut Christmas trees and short rotation woody crops	-	-
Other crops and hay	14	38
Poultry and eggs	9	(D)
Cattle and calves	7	(D)
Milk and other dairy products from cows	4	2,191
Hogs and pigs	1	(D)
Sheep, goats, and their products	7	19
Horses, ponies, mules, burros, and donkeys	6	30
Aquaculture	-	-
Other animals and other animal products	-	-
<b>TOP CROP ITEMS (acres)</b>		
Forage - land used for all hay and haylage, grass silage, and greenchop	27	1,898
Corn for silage or greenchop	4	663
Corn for grain	8	562
Soybeans for beans	7	282
Barley for grain	1	(D)
<b>TOP LIVESTOCK INVENTORY ITEMS (number)</b>		
Cattle and calves	16	1,611
Layers	12	195
Broilers and other meat-type chickens	6	179
Horses and ponies	35	135
Hogs and pigs	1	(D)

### Operator Characteristics

Item	Quantity
Primary occupation:	
Farming	25
Other	37
Days worked off farm:	
None	22
Any	40
Years on present farm:	
2 years or less	-
3 to 4 years	6
5 to 9 years	16
10 years or more	40
Age group:	
Under 45 years	10
45 to 64 years	34
65 years and over	18
Average age of principal operator (years)	57.7

### Economic Characteristics

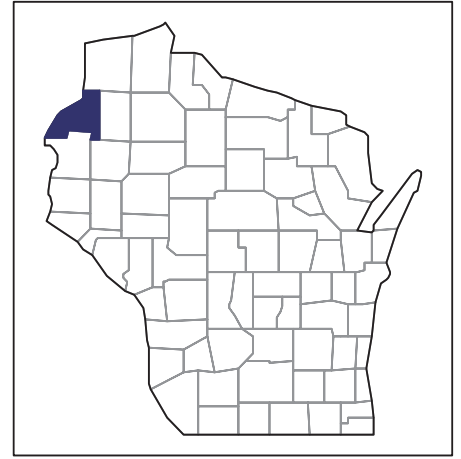
Item	Quantity
Farms by value of sales:	
Less than \$1,000	28
\$1,000 to \$2,499	3
\$2,500 to \$4,999	14
\$5,000 to \$9,999	7
\$10,000 to \$49,999	4
\$50,000 to \$99,999	-
\$100,000 to \$249,999	2
\$250,000 to \$499,999	3
\$500,000 or more	1
Total farm production expenses (\$1,000)	3,184
Average per farm (\$)	51,362
Net cash farm income of operation (\$1,000)	582
Average per farm (\$)	9,390
Value of agricultural products sold directly to individuals for human consumption (\$1,000)	5
Total organic product sales (\$1,000)	(D)
Total income from farm-related sources, gross before taxes and expenses (\$1,000)	569

See "Census of Agriculture, Volume 1, Geographic Area Series" for complete footnotes, explanations, definitions, and methodology.  
(D) Cannot be disclosed. (Z) Less than half of the unit shown.

# 2007 CENSUS OF AGRICULTURE

## Burnett County – Wisconsin

### Farms with Spanish, Hispanic, or Latino Operators Compared with All Farms



Data are not available at this geographic level for farms with Spanish, Hispanic, or Latino operators.



United States Department of Agriculture  
National Agricultural Statistics Service

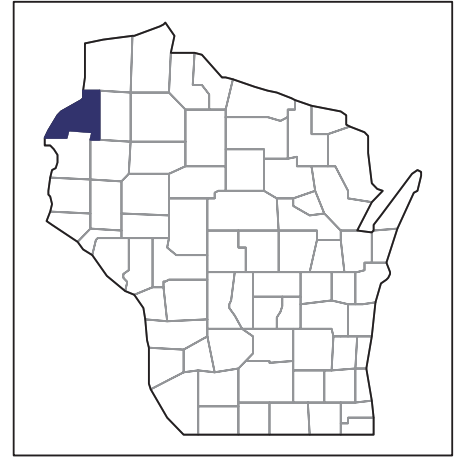
[www.agcensus.usda.gov](http://www.agcensus.usda.gov)



# 2007 CENSUS OF AGRICULTURE

## Burnett County – Wisconsin

### Farms with American Indian or Alaska Native Operators Compared with All Farms



Data are not available at this geographic level for farms with American Indian or Alaska Native operators.



United States Department of Agriculture  
National Agricultural Statistics Service

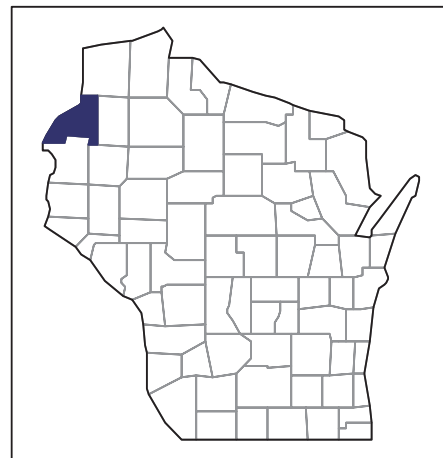
[www.agcensus.usda.gov](http://www.agcensus.usda.gov)



# 2007 CENSUS *OF* **AGRICULTURE**

**Burnett County – Wisconsin**

**Farms with Asian Operators  
Compared with All Farms**



**Data are not available at this geographic level for farms with Asian operators.**



United States Department of Agriculture  
National Agricultural Statistics Service

[www.agcensus.usda.gov](http://www.agcensus.usda.gov)

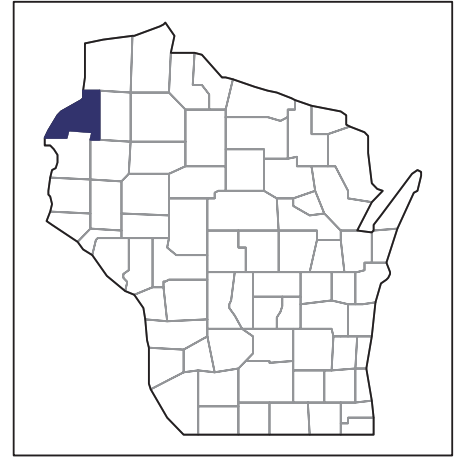




# 2007 CENSUS OF AGRICULTURE

## Burnett County – Wisconsin

### Farms with Black or African American Operators Compared with All Farms



Data are not available at this geographic level for farms with Black or African American operators.



United States Department of Agriculture  
National Agricultural Statistics Service

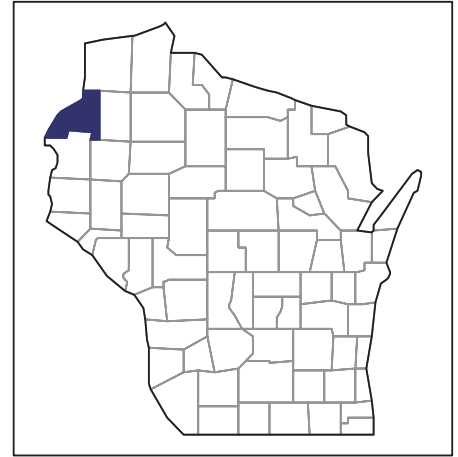
[www.agcensus.usda.gov](http://www.agcensus.usda.gov)



# 2007 CENSUS OF AGRICULTURE

## Burnett County – Wisconsin

### Farms with Native Hawaiian or Other Pacific Islander Operators Compared with All Farms



Data are not available at this geographic level for farms with Native Hawaiian or Other Pacific Islander operators.



United States Department of Agriculture  
National Agricultural Statistics Service

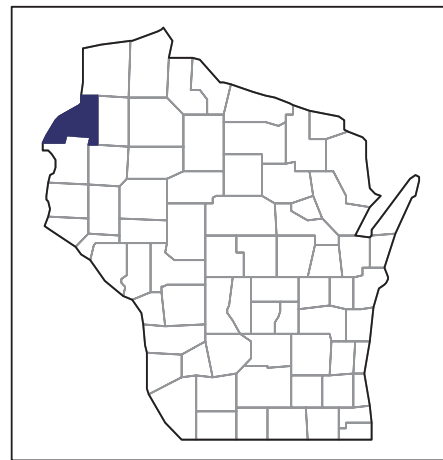
[www.agcensus.usda.gov](http://www.agcensus.usda.gov)



# 2007 CENSUS *OF* AGRICULTURE

**Burnett County – Wisconsin**

**Farms with White Operators  
Compared with All Farms**



**Data are not available at this geographic level for farms with White operators.**



United States Department of Agriculture  
National Agricultural Statistics Service

[www.agcensus.usda.gov](http://www.agcensus.usda.gov)

