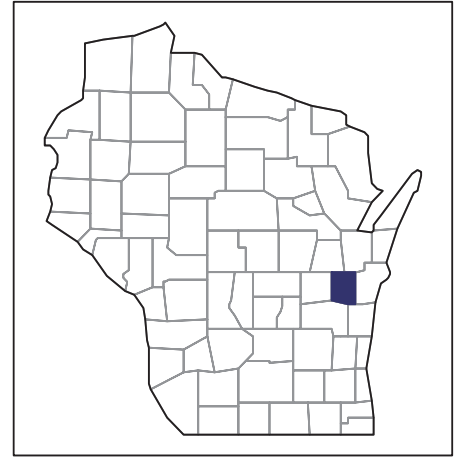


2007 CENSUS OF AGRICULTURE



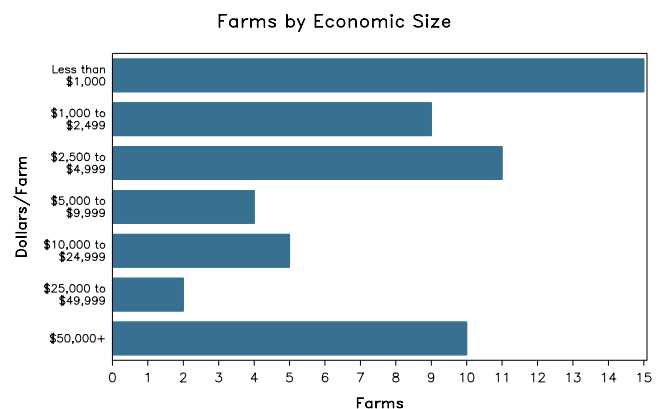
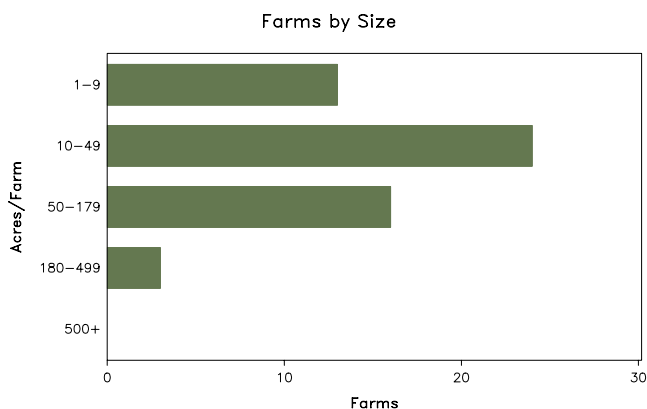
Calumet County – Wisconsin

Farms with Women Principal Operators Compared with All Farms

	Women Principal Operators	All Farms
Number of Farms	56	732
Land in Farms	3,072 acres	151,659 acres
Average Size of Farm	55 acres	207 acres
Market Value of Products Sold	\$2,483,000	\$166,954,000
Crop Sales	\$301,000	\$28,936,000
Livestock Sales	\$2,181,000	\$138,019,000
Average Per Farm	\$44,334	\$228,080
Government Payments	\$36,000	\$1,978,000
Average Per Farm Receiving Payments	\$1,704	\$3,724

See footnotes on reverse page.

Farms with Women Principal Operators



2007 CENSUS OF AGRICULTURE

Calumet County – Wisconsin Farms with Women Principal Operators

Selected Highlights

Item	Farms	Quantity
MARKET VALUE OF AGRICULTURAL PRODUCTS SOLD (\$1,000)		
Total value of agricultural products sold	56	2,483
Value of crops including nursery and greenhouse	16	301
Value of livestock, poultry, and their products	21	2,181
VALUE OF SALES BY COMMODITY GROUP (\$1,000)		
Grains, oilseeds, dry beans, and dry peas	6	(D)
Tobacco	-	-
Cotton and cottonseed	-	-
Vegetables, melons, potatoes and sweet potatoes	8	158
Fruits, tree nuts, and berries	5	32
Nursery, greenhouse, floriculture, and sod	-	-
Cut Christmas trees and short rotation woody crops	1	(D)
Other crops and hay	3	(D)
Poultry and eggs	10	37
Cattle and calves	11	1,103
Milk and other dairy products from cows	5	1,030
Hogs and pigs	2	(D)
Sheep, goats, and their products	4	(D)
Horses, ponies, mules, burros, and donkeys	-	-
Aquaculture	-	-
Other animals and other animal products	6	7
TOP CROP ITEMS (acres)		
Forage - land used for all hay and haylage, grass silage, and greenchop	22	497
Vegetables harvested for sale	8	216
Sweet corn	7	168
Corn for grain	5	129
Corn for silage or greenchop	4	126
TOP LIVESTOCK INVENTORY ITEMS (number)		
Cattle and calves	20	1,622
Layers	17	505
Horses and ponies	22	182
Sheep and lambs	7	137
Turkeys	6	116

Operator Characteristics

Item	Quantity
Primary occupation:	
Farming	23
Other	33
Days worked off farm:	
None	18
Any	38
Years on present farm:	
2 years or less	4
3 to 4 years	6
5 to 9 years	15
10 years or more	31
Age group:	
Under 45 years	15
45 to 64 years	35
65 years and over	6
Average age of principal operator (years)	53.0

Economic Characteristics

Item	Quantity
Farms by value of sales:	
Less than \$1,000	21
\$1,000 to \$2,499	6
\$2,500 to \$4,999	9
\$5,000 to \$9,999	3
\$10,000 to \$49,999	7
\$50,000 to \$99,999	3
\$100,000 to \$249,999	4
\$250,000 to \$499,999	1
\$500,000 or more	2
Total farm production expenses (\$1,000)	2,016
Average per farm (\$)	35,999
Net cash farm income of operation (\$1,000)	578
Average per farm (\$)	10,318
Value of agricultural products sold directly to individuals for human consumption (\$1,000)	22
Total organic product sales (\$1,000)	363
Total income from farm-related sources, gross before taxes and expenses (\$1,000)	75

See "Census of Agriculture, Volume 1, Geographic Area Series" for complete footnotes, explanations, definitions, and methodology.
(D) Cannot be disclosed. (Z) Less than half of the unit shown.

2007 CENSUS OF AGRICULTURE

Calumet County – Wisconsin

Farms with Spanish, Hispanic, or Latino Operators Compared with All Farms



Data are not available at this geographic level for farms with Spanish, Hispanic, or Latino operators.



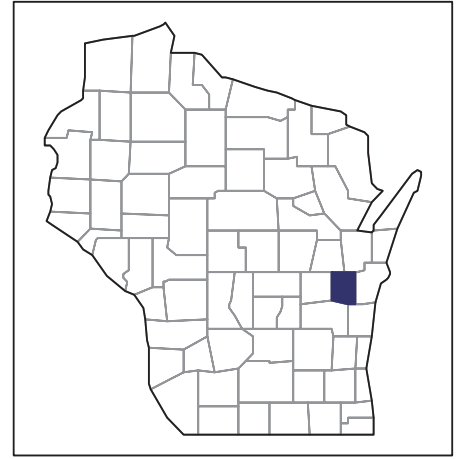
United States Department of Agriculture
National Agricultural Statistics Service

www.agcensus.usda.gov

2007 CENSUS OF AGRICULTURE

Calumet County – Wisconsin

Farms with American Indian or Alaska Native Operators Compared with All Farms



Data are not available at this geographic level for farms with American Indian or Alaska Native operators.



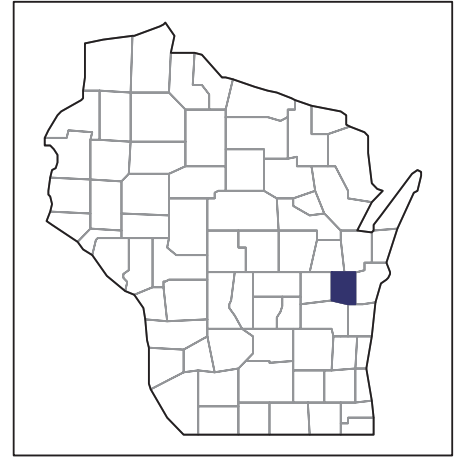
United States Department of Agriculture
National Agricultural Statistics Service

www.agcensus.usda.gov

2007 CENSUS OF AGRICULTURE

Calumet County – Wisconsin

**Farms with Asian Operators
Compared with All Farms**



Data are not available at this geographic level for farms with Asian operators.



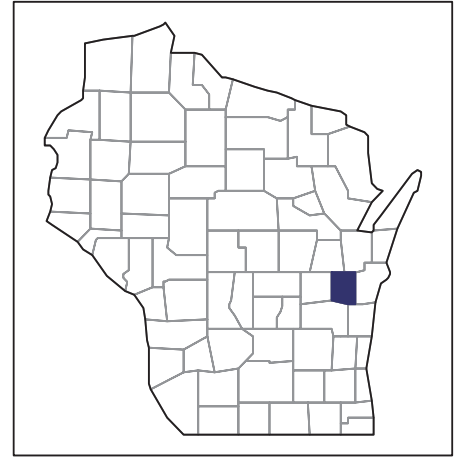
United States Department of Agriculture
National Agricultural Statistics Service

www.agcensus.usda.gov

2007 CENSUS OF AGRICULTURE

Calumet County – Wisconsin

Farms with Black or African American Operators Compared with All Farms



Data are not available at this geographic level for farms with Black or African American operators.



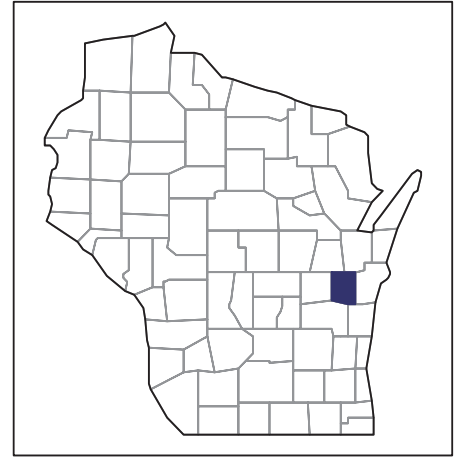
United States Department of Agriculture
National Agricultural Statistics Service

www.agcensus.usda.gov

2007 CENSUS OF AGRICULTURE

Calumet County – Wisconsin

Farms with Native Hawaiian or Other Pacific Islander Operators Compared with All Farms



Data are not available at this geographic level for farms with Native Hawaiian or Other Pacific Islander operators.



United States Department of Agriculture
National Agricultural Statistics Service

www.agcensus.usda.gov

2007 CENSUS OF AGRICULTURE

Calumet County – Wisconsin

**Farms with White Operators
Compared with All Farms**



Data are not available at this geographic level for farms with White operators.



United States Department of Agriculture
National Agricultural Statistics Service

www.agcensus.usda.gov

