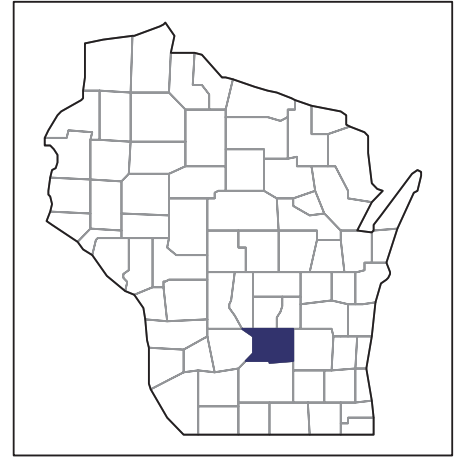


# 2007 CENSUS OF AGRICULTURE



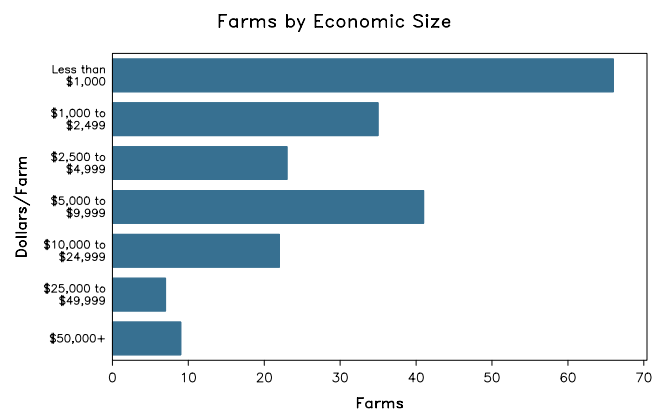
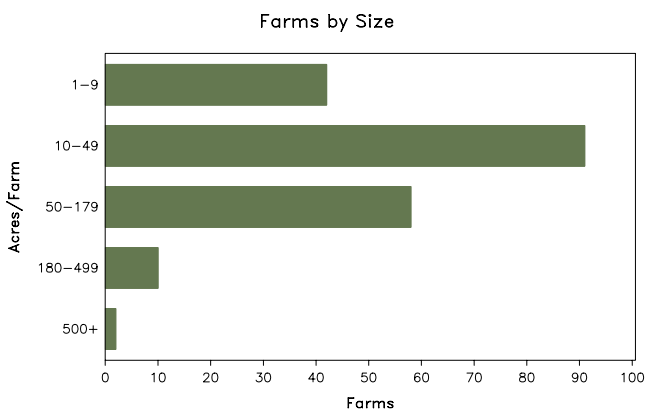
## Columbia County – Wisconsin

### Farms with Women Principal Operators Compared with All Farms

	Women Principal Operators	All Farms
<b>Number of Farms</b>	203	1,585
<b>Land in Farms</b>	13,064 acres	316,193 acres
<b>Average Size of Farm</b>	64 acres	199 acres
<b>Market Value of Products Sold</b>	\$3,677,000	\$166,672,000
Crop Sales	\$1,347,000	\$76,385,000
Livestock Sales	\$2,330,000	\$90,288,000
Average Per Farm	\$18,112	\$105,156
<b>Government Payments</b>	\$222,000	\$5,505,000
Average Per Farm Receiving Payments	\$2,966	\$5,407

See footnotes on reverse page.

### Farms with Women Principal Operators



# 2007 CENSUS OF AGRICULTURE

## Columbia County – Wisconsin Farms with Women Principal Operators

### Selected Highlights

Item	Farms	Quantity
<b>MARKET VALUE OF AGRICULTURAL PRODUCTS SOLD (\$1,000)</b>		
Total value of agricultural products sold	203	3,677
Value of crops including nursery and greenhouse	63	1,347
Value of livestock, poultry, and their products	94	2,330
<b>VALUE OF SALES BY COMMODITY GROUP (\$1,000)</b>		
Grains, oilseeds, dry beans, and dry peas	18	(D)
Tobacco	-	-
Cotton and cottonseed	-	-
Vegetables, melons, potatoes and sweet potatoes	12	(D)
Fruits, tree nuts, and berries	-	-
Nursery, greenhouse, floriculture, and sod	10	(D)
Cut Christmas trees and short rotation woody crops	-	-
Other crops and hay	34	92
Poultry and eggs	24	(D)
Cattle and calves	33	299
Milk and other dairy products from cows	3	(D)
Hogs and pigs	6	16
Sheep, goats, and their products	25	143
Horses, ponies, mules, burros, and donkeys	20	(D)
Aquaculture	-	-
Other animals and other animal products	4	15
<b>TOP CROP ITEMS (acres)</b>		
Forage - land used for all hay and haylage, grass silage, and greenchop	57	1,681
Corn for grain	19	1,550
Soybeans for beans	12	600
Wheat for grain, all	2	(D)
Corn for silage or greenchop	4	73
<b>TOP LIVESTOCK INVENTORY ITEMS (number)</b>		
Ducks	8	(D)
Cattle and calves	43	1,016
Sheep and lambs	24	911
Horses and ponies	95	774
Broilers and other meat-type chickens	5	410

### Operator Characteristics

Item	Quantity
Primary occupation:	
Farming	75
Other	128
Days worked off farm:	
None	73
Any	130
Years on present farm:	
2 years or less	6
3 to 4 years	14
5 to 9 years	32
10 years or more	151
Age group:	
Under 45 years	40
45 to 64 years	115
65 years and over	48
Average age of principal operator (years)	55.6

### Economic Characteristics

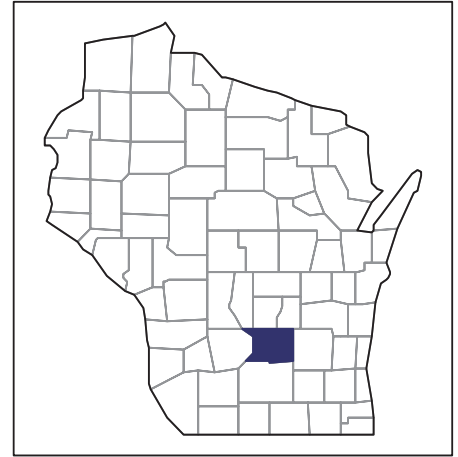
Item	Quantity
Farms by value of sales:	
Less than \$1,000	94
\$1,000 to \$2,499	23
\$2,500 to \$4,999	16
\$5,000 to \$9,999	33
\$10,000 to \$49,999	29
\$50,000 to \$99,999	4
\$100,000 to \$249,999	2
\$250,000 to \$499,999	-
\$500,000 or more	2
Total farm production expenses (\$1,000)	5,485
Average per farm (\$)	27,021
Net cash farm income of operation (\$1,000)	-978
Average per farm (\$)	-4,816
Value of agricultural products sold directly to individuals for human consumption (\$1,000)	169
Total organic product sales (\$1,000)	(D)
Total income from farm-related sources, gross before taxes and expenses (\$1,000)	609

See "Census of Agriculture, Volume 1, Geographic Area Series" for complete footnotes, explanations, definitions, and methodology.  
(D) Cannot be disclosed. (Z) Less than half of the unit shown.

# 2007 CENSUS OF AGRICULTURE

## Columbia County – Wisconsin

### Farms with Spanish, Hispanic, or Latino Operators Compared with All Farms



Data are not available at this geographic level for farms with Spanish, Hispanic, or Latino operators.



United States Department of Agriculture  
National Agricultural Statistics Service

[www.agcensus.usda.gov](http://www.agcensus.usda.gov)



# 2007 CENSUS OF AGRICULTURE

**Columbia County – Wisconsin**

**Farms with American Indian or Alaska Native Operators Compared with All Farms**



**Data are not available at this geographic level for farms with American Indian or Alaska Native operators.**



United States Department of Agriculture  
National Agricultural Statistics Service

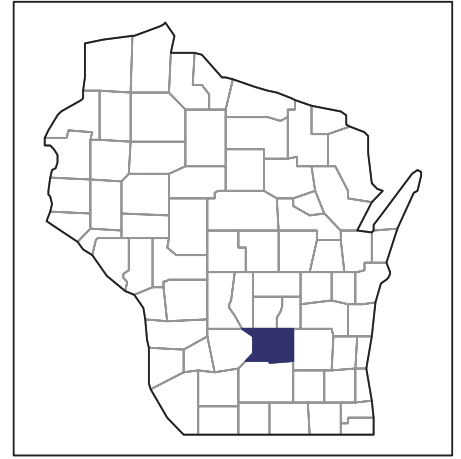
[www.agcensus.usda.gov](http://www.agcensus.usda.gov)



# 2007 CENSUS *OF* **AGRICULTURE**

**Columbia County – Wisconsin**

**Farms with Asian Operators  
Compared with All Farms**



**Data are not available at this geographic level for farms with Asian operators.**



United States Department of Agriculture  
National Agricultural Statistics Service

[www.agcensus.usda.gov](http://www.agcensus.usda.gov)

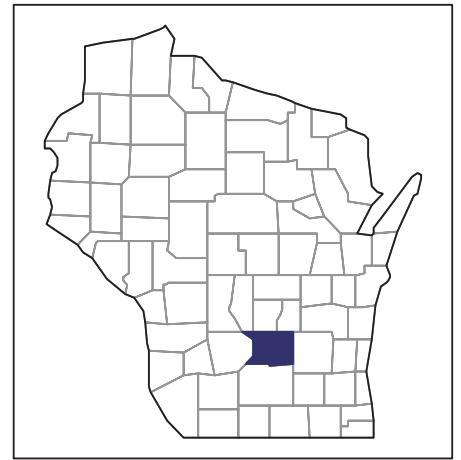




# 2007 CENSUS OF AGRICULTURE

**Columbia County – Wisconsin**

**Farms with Black or African American Operators Compared with All Farms**



Data are not available at this geographic level for farms with Black or African American operators.



United States Department of Agriculture  
National Agricultural Statistics Service

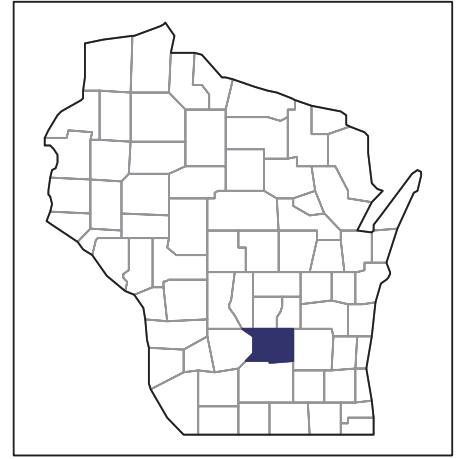
[www.agcensus.usda.gov](http://www.agcensus.usda.gov)



# 2007 CENSUS *OF* AGRICULTURE

**Columbia County – Wisconsin**

**Farms with Native Hawaiian or Other  
Pacific Islander Operators Compared  
with All Farms**



**Data are not available at this geographic level for farms with Native Hawaiian or Other Pacific Islander operators.**



United States Department of Agriculture  
National Agricultural Statistics Service

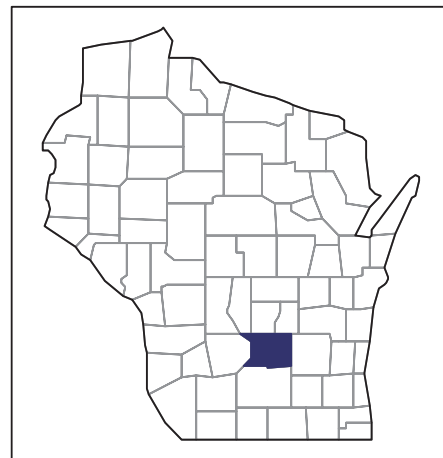
[www.agcensus.usda.gov](http://www.agcensus.usda.gov)



# 2007 CENSUS *OF* AGRICULTURE

**Columbia County – Wisconsin**

**Farms with White Operators  
Compared with All Farms**



**Data are not available at this geographic level for farms with White operators.**



United States Department of Agriculture  
National Agricultural Statistics Service

[www.agcensus.usda.gov](http://www.agcensus.usda.gov)

