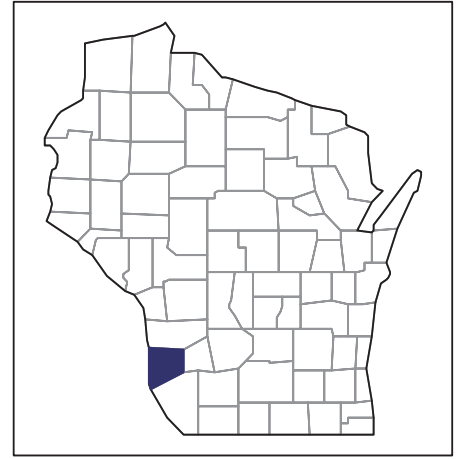


2007 CENSUS OF AGRICULTURE



Crawford County – Wisconsin

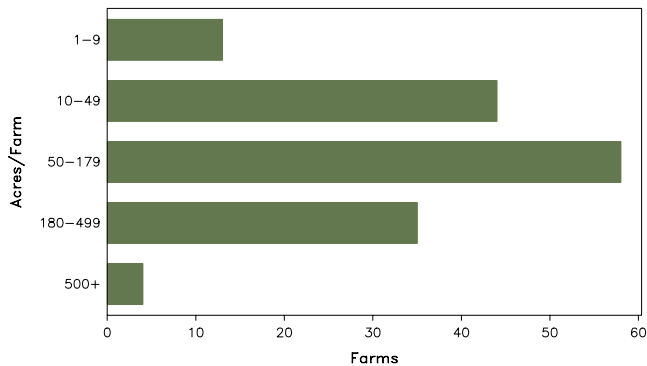
Farms with Women Principal Operators Compared with All Farms

	Women Principal Operators	All Farms
Number of Farms	154	1,347
Land in Farms	19,587 acres	238,225 acres
Average Size of Farm	127 acres	177 acres
Market Value of Products Sold	\$2,047,000	\$61,112,000
Crop Sales	\$702,000	\$20,912,000
Livestock Sales	\$1,345,000	\$40,200,000
Average Per Farm	\$13,290	\$45,369
Government Payments	\$254,000	\$2,286,000
Average Per Farm Receiving Payments	\$3,181	\$2,715

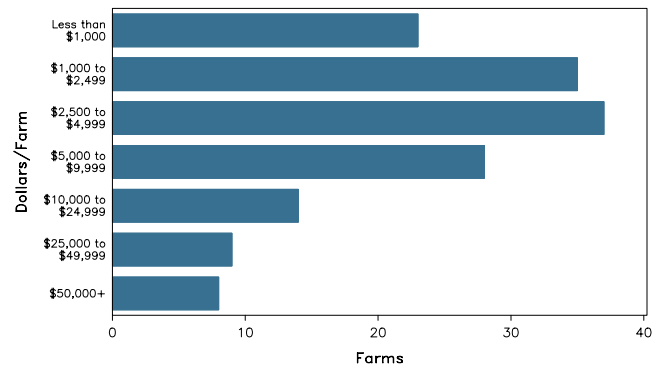
See footnotes on reverse page.

Farms with Women Principal Operators

Farms by Size



Farms by Economic Size



2007 CENSUS OF AGRICULTURE

Crawford County – Wisconsin Farms with Women Principal Operators

Selected Highlights

Item	Farms	Quantity
MARKET VALUE OF AGRICULTURAL PRODUCTS SOLD (\$1,000)		
Total value of agricultural products sold	154	2,047
Value of crops including nursery and greenhouse	46	702
Value of livestock, poultry, and their products	76	1,345
VALUE OF SALES BY COMMODITY GROUP (\$1,000)		
Grains, oilseeds, dry beans, and dry peas	13	(D)
Tobacco	-	-
Cotton and cottonseed	-	-
Vegetables, melons, potatoes and sweet potatoes	3	(D)
Fruits, tree nuts, and berries	4	(D)
Nursery, greenhouse, floriculture, and sod	6	(D)
Cut Christmas trees and short rotation woody crops	-	-
Other crops and hay	27	157
Poultry and eggs	29	94
Cattle and calves	44	439
Milk and other dairy products from cows	4	739
Hogs and pigs	7	(D)
Sheep, goats, and their products	11	27
Horses, ponies, mules, burros, and donkeys	12	38
Aquaculture	-	-
Other animals and other animal products	1	(D)
TOP CROP ITEMS (acres)		
Forage - land used for all hay and haylage, grass silage, and greenchop	51	2,127
Corn for grain	16	671
Apples	3	160
Corn for silage or greenchop	3	138
Soybeans for beans	1	(D)
TOP LIVESTOCK INVENTORY ITEMS (number)		
Layers	32	2,632
Cattle and calves	67	1,597
Horses and ponies	43	262
Pullets for laying flock replacement	9	162
Goats, all	9	102

Operator Characteristics

Item	Quantity
Primary occupation:	
Farming	44
Other	110
Days worked off farm:	
None	53
Any	101
Years on present farm:	
2 years or less	5
3 to 4 years	5
5 to 9 years	43
10 years or more	101
Age group:	
Under 45 years	20
45 to 64 years	96
65 years and over	38
Average age of principal operator (years)	56.5

Economic Characteristics

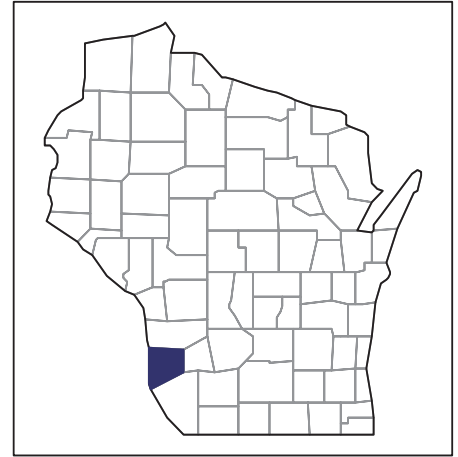
Item	Quantity
Farms by value of sales:	
Less than \$1,000	67
\$1,000 to \$2,499	18
\$2,500 to \$4,999	22
\$5,000 to \$9,999	21
\$10,000 to \$49,999	18
\$50,000 to \$99,999	4
\$100,000 to \$249,999	3
\$250,000 to \$499,999	-
\$500,000 or more	1
Total farm production expenses (\$1,000)	2,430
Average per farm (\$)	15,780
Net cash farm income of operation (\$1,000)	131
Average per farm (\$)	853
Value of agricultural products sold directly to individuals for human consumption (\$1,000)	76
Total organic product sales (\$1,000)	199
Total income from farm-related sources, gross before taxes and expenses (\$1,000)	260

See "Census of Agriculture, Volume 1, Geographic Area Series" for complete footnotes, explanations, definitions, and methodology.
(D) Cannot be disclosed. (Z) Less than half of the unit shown.

2007 CENSUS OF AGRICULTURE

Crawford County – Wisconsin

Farms with Spanish, Hispanic, or Latino Operators Compared with All Farms



Data are not available at this geographic level for farms with Spanish, Hispanic, or Latino operators.



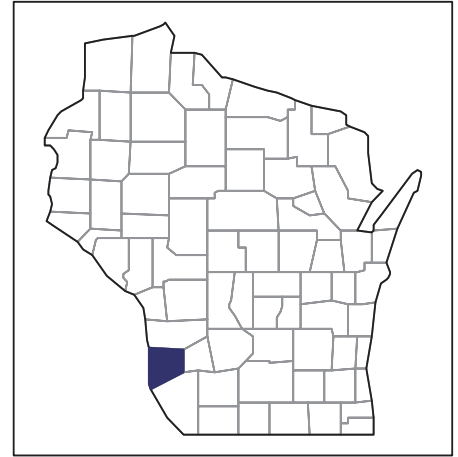
United States Department of Agriculture
National Agricultural Statistics Service

www.agcensus.usda.gov

2007 CENSUS OF AGRICULTURE

Crawford County – Wisconsin

Farms with American Indian or Alaska Native Operators Compared with All Farms



Data are not available at this geographic level for farms with American Indian or Alaska Native operators.



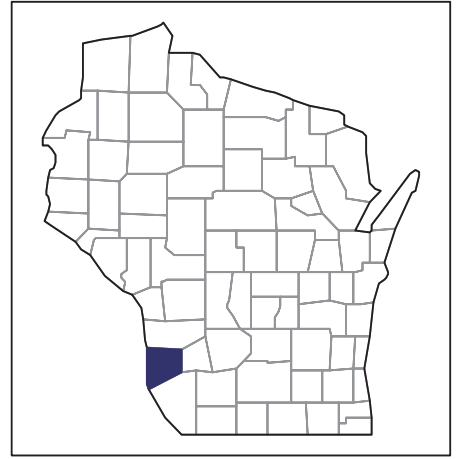
United States Department of Agriculture
National Agricultural Statistics Service

www.agcensus.usda.gov

2007 CENSUS *OF* AGRICULTURE

Crawford County – Wisconsin

**Farms with Asian Operators
Compared with All Farms**



Data are not available at this geographic level for farms with Asian operators.



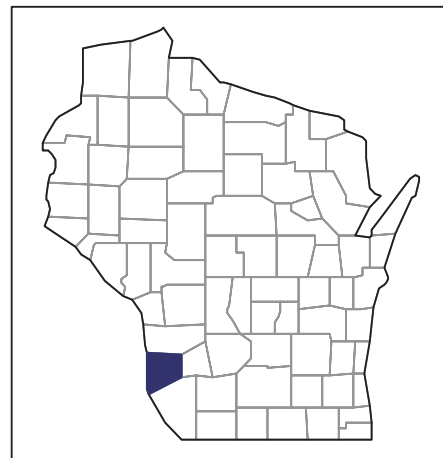
United States Department of Agriculture
National Agricultural Statistics Service

www.agcensus.usda.gov

2007 CENSUS OF AGRICULTURE

Crawford County – Wisconsin

Farms with Black or African American Operators Compared with All Farms



Data are not available at this geographic level for farms with Black or African American operators.



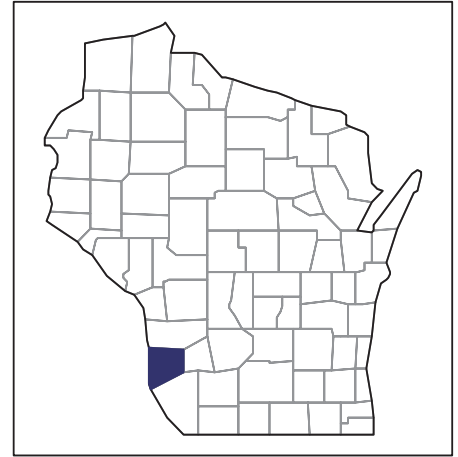
United States Department of Agriculture
National Agricultural Statistics Service

www.agcensus.usda.gov

2007 CENSUS *OF* AGRICULTURE

Crawford County – Wisconsin

Farms with Native Hawaiian or Other Pacific Islander Operators Compared with All Farms



Data are not available at this geographic level for farms with Native Hawaiian or Other Pacific Islander operators.



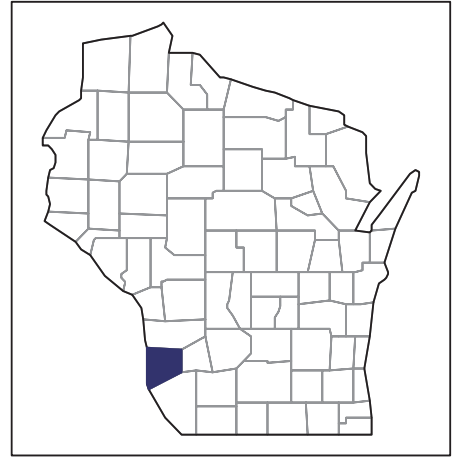
United States Department of Agriculture
National Agricultural Statistics Service

www.agcensus.usda.gov

2007 CENSUS *OF* AGRICULTURE

Crawford County – Wisconsin

**Farms with White Operators
Compared with All Farms**



Data are not available at this geographic level for farms with White operators.



United States Department of Agriculture
National Agricultural Statistics Service

www.agcensus.usda.gov

