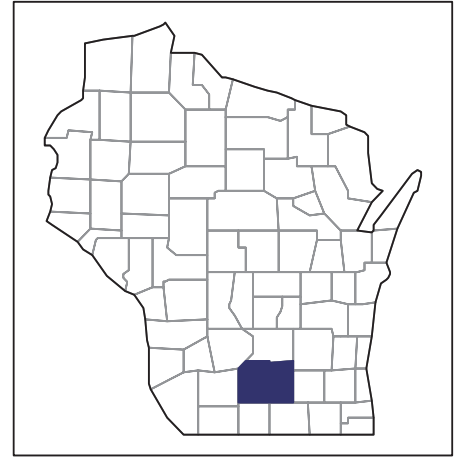


2007 CENSUS OF AGRICULTURE



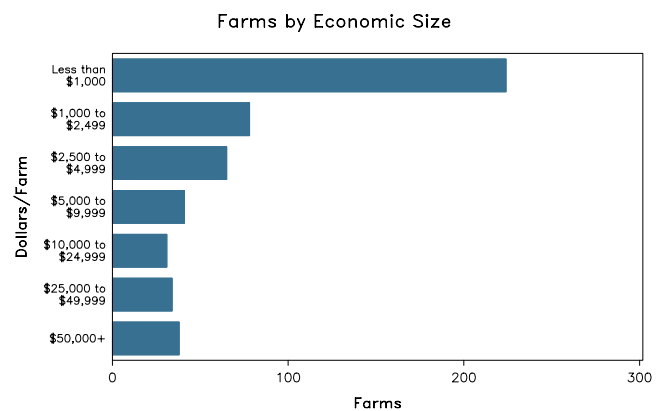
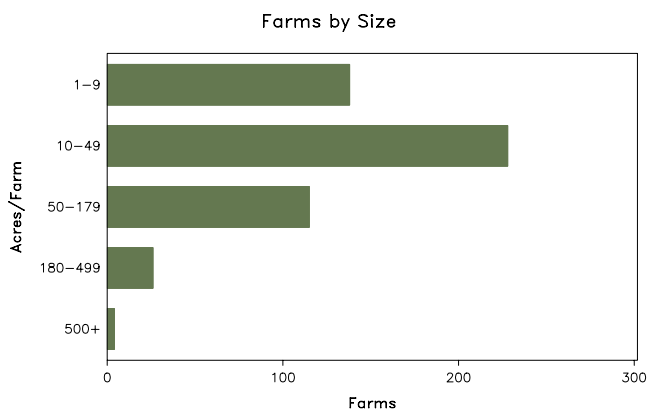
Dane County – Wisconsin

Farms with Women Principal Operators Compared with All Farms

	Women Principal Operators	All Farms
Number of Farms	511	3,331
Land in Farms	28,418 acres	535,756 acres
Average Size of Farm	56 acres	161 acres
Market Value of Products Sold	\$10,467,000	\$470,593,000
Crop Sales	\$5,528,000	\$134,406,000
Livestock Sales	\$4,939,000	\$336,187,000
Average Per Farm	\$20,483	\$141,277
Government Payments	\$613,000	\$10,441,000
Average Per Farm Receiving Payments	\$3,906	\$5,452

See footnotes on reverse page.

Farms with Women Principal Operators



2007 CENSUS OF AGRICULTURE

Dane County – Wisconsin Farms with Women Principal Operators

Selected Highlights

Item	Farms	Quantity
MARKET VALUE OF AGRICULTURAL PRODUCTS SOLD (\$1,000)		
Total value of agricultural products sold	511	10,467
Value of crops including nursery and greenhouse	169	5,528
Value of livestock, poultry, and their products	179	4,939
VALUE OF SALES BY COMMODITY GROUP (\$1,000)		
Grains, oilseeds, dry beans, and dry peas	50	3,233
Tobacco	11	39
Cotton and cottonseed	-	-
Vegetables, melons, potatoes and sweet potatoes	35	874
Fruits, tree nuts, and berries	5	17
Nursery, greenhouse, floriculture, and sod	28	1,206
Cut Christmas trees and short rotation woody crops	4	5
Other crops and hay	69	153
Poultry and eggs	88	76
Cattle and calves	43	(D)
Milk and other dairy products from cows	21	2,621
Hogs and pigs	4	(D)
Sheep, goats, and their products	39	182
Horses, ponies, mules, burros, and donkeys	31	290
Aquaculture	2	(D)
Other animals and other animal products	14	(D)
TOP CROP ITEMS (acres)		
Corn for grain	41	4,896
Forage - land used for all hay and haylage, grass silage, and greenchop	156	3,464
Soybeans for beans	27	1,706
Corn for silage or greenchop	10	626
Wheat for grain, all	5	464
TOP LIVESTOCK INVENTORY ITEMS (number)		
Cattle and calves	56	4,086
Horses and ponies	254	2,295
Layers	79	1,701
Sheep and lambs	34	1,004
Broilers and other meat-type chickens	15	659

Operator Characteristics

Item	Quantity
Primary occupation:	
Farming	205
Other	306
Days worked off farm:	
None	169
Any	342
Years on present farm:	
2 years or less	24
3 to 4 years	58
5 to 9 years	124
10 years or more	305
Age group:	
Under 45 years	108
45 to 64 years	298
65 years and over	105
Average age of principal operator (years)	54.9

Economic Characteristics

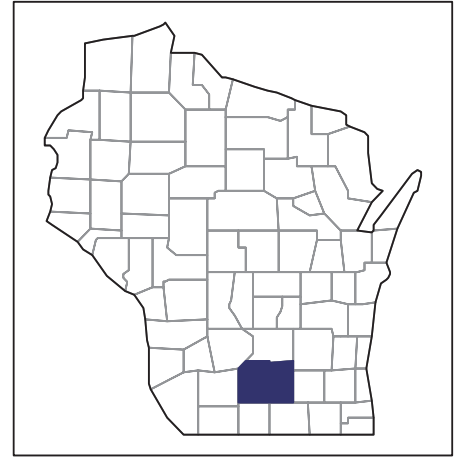
Item	Quantity
Farms by value of sales:	
Less than \$1,000	307
\$1,000 to \$2,499	45
\$2,500 to \$4,999	32
\$5,000 to \$9,999	31
\$10,000 to \$49,999	58
\$50,000 to \$99,999	15
\$100,000 to \$249,999	17
\$250,000 to \$499,999	3
\$500,000 or more	3
Total farm production expenses (\$1,000)	14,423
Average per farm (\$)	28,225
Net cash farm income of operation (\$1,000)	-710
Average per farm (\$)	-1,390
Value of agricultural products sold directly to individuals for human consumption (\$1,000)	368
Total organic product sales (\$1,000)	663
Total income from farm-related sources, gross before taxes and expenses (\$1,000)	2,633

See "Census of Agriculture, Volume 1, Geographic Area Series" for complete footnotes, explanations, definitions, and methodology.
(D) Cannot be disclosed. (Z) Less than half of the unit shown.

2007 CENSUS OF AGRICULTURE

Dane County – Wisconsin

Farms with Spanish, Hispanic, or Latino Operators Compared with All Farms



Data are not available at this geographic level for farms with Spanish, Hispanic, or Latino operators.



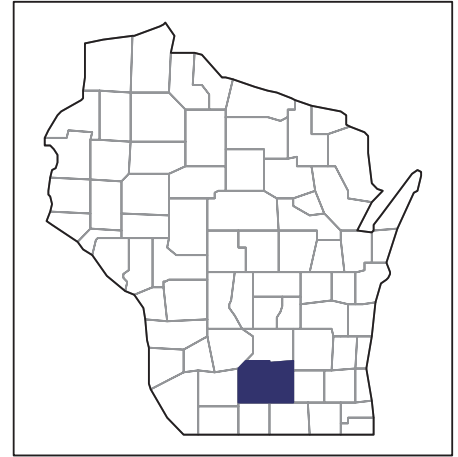
United States Department of Agriculture
National Agricultural Statistics Service

www.agcensus.usda.gov

2007 CENSUS OF AGRICULTURE

Dane County – Wisconsin

Farms with American Indian or Alaska Native Operators Compared with All Farms



Data are not available at this geographic level for farms with American Indian or Alaska Native operators.



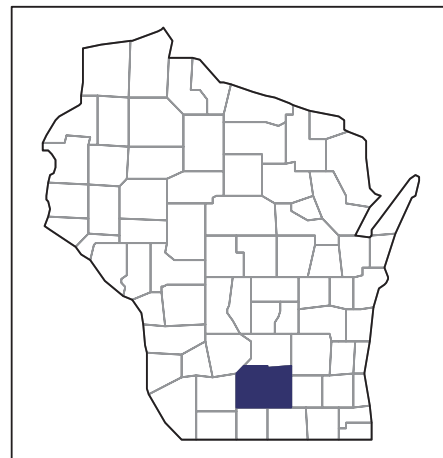
United States Department of Agriculture
National Agricultural Statistics Service

www.agcensus.usda.gov

2007 CENSUS OF AGRICULTURE

Dane County – Wisconsin

**Farms with Asian Operators
Compared with All Farms**



Data are not available at this geographic level for farms with Asian operators.



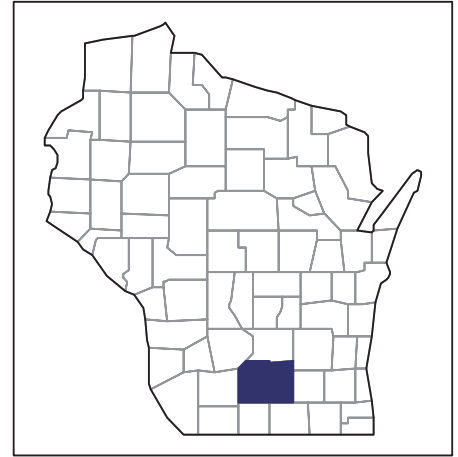
United States Department of Agriculture
National Agricultural Statistics Service

www.agcensus.usda.gov

2007 CENSUS OF AGRICULTURE

Dane County – Wisconsin

Farms with Black or African American Operators Compared with All Farms



Data are not available at this geographic level for farms with Black or African American operators.



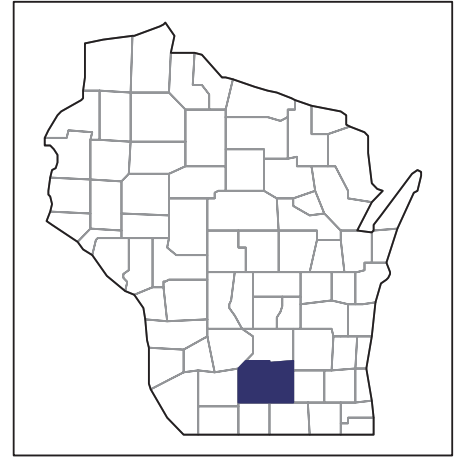
United States Department of Agriculture
National Agricultural Statistics Service

www.agcensus.usda.gov

2007 CENSUS OF AGRICULTURE

Dane County – Wisconsin

Farms with Native Hawaiian or Other Pacific Islander Operators Compared with All Farms



Data are not available at this geographic level for farms with Native Hawaiian or Other Pacific Islander operators.



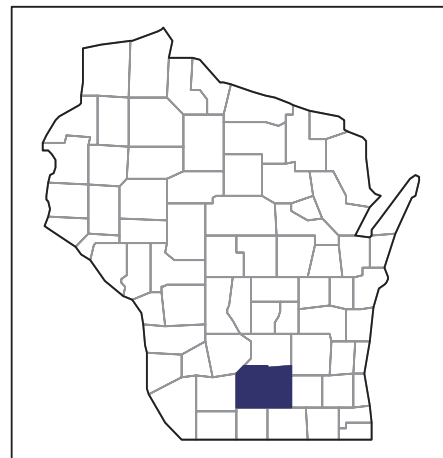
United States Department of Agriculture
National Agricultural Statistics Service

www.agcensus.usda.gov

2007 CENSUS OF AGRICULTURE

Dane County – Wisconsin

**Farms with White Operators
Compared with All Farms**



Data are not available at this geographic level for farms with White operators.



United States Department of Agriculture
National Agricultural Statistics Service

www.agcensus.usda.gov

