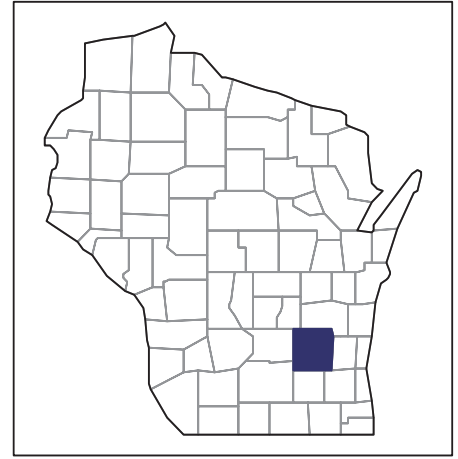


# 2007 CENSUS OF AGRICULTURE



## Dodge County – Wisconsin

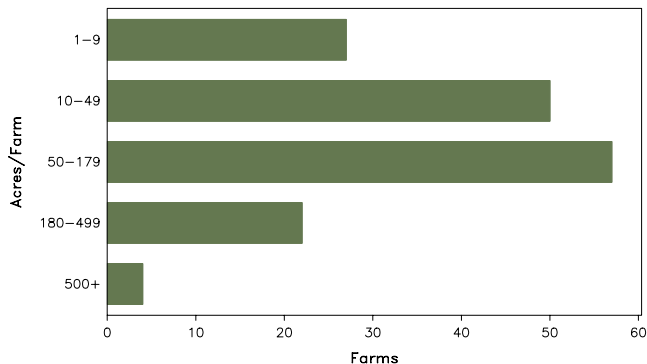
### Farms with Women Principal Operators Compared with All Farms

	Women Principal Operators	All Farms
<b>Number of Farms</b>	160	1,979
<b>Land in Farms</b>	17,599 acres	412,949 acres
<b>Average Size of Farm</b>	110 acres	209 acres
<b>Market Value of Products Sold</b>	\$11,202,000	\$294,832,000
Crop Sales	\$3,396,000	\$101,334,000
Livestock Sales	\$7,806,000	\$193,498,000
Average Per Farm	\$70,010	\$148,980
<b>Government Payments</b>	\$317,000	\$7,462,000
Average Per Farm Receiving Payments	\$3,370	\$5,281

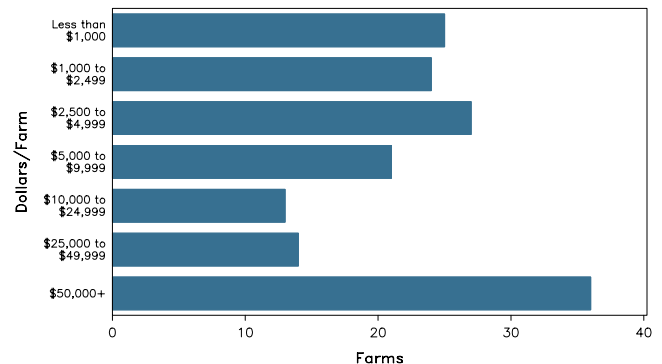
See footnotes on reverse page.

### Farms with Women Principal Operators

Farms by Size



Farms by Economic Size



# 2007 CENSUS OF AGRICULTURE

## Dodge County – Wisconsin Farms with Women Principal Operators

### Selected Highlights

Item	Farms	Quantity
<b>MARKET VALUE OF AGRICULTURAL PRODUCTS SOLD (\$1,000)</b>		
Total value of agricultural products sold	160	11,202
Value of crops including nursery and greenhouse	77	3,396
Value of livestock, poultry, and their products	75	7,806
<b>VALUE OF SALES BY COMMODITY GROUP (\$1,000)</b>		
Grains, oilseeds, dry beans, and dry peas	41	2,484
Tobacco	-	-
Cotton and cottonseed	-	-
Vegetables, melons, potatoes and sweet potatoes	17	507
Fruits, tree nuts, and berries	4	(D)
Nursery, greenhouse, floriculture, and sod	10	286
Cut Christmas trees and short rotation woody crops	1	(D)
Other crops and hay	29	113
Poultry and eggs	22	43
Cattle and calves	50	1,326
Milk and other dairy products from cows	19	6,345
Hogs and pigs	5	(D)
Sheep, goats, and their products	17	51
Horses, ponies, mules, burros, and donkeys	14	27
Aquaculture	-	-
Other animals and other animal products	4	(D)
<b>TOP CROP ITEMS (acres)</b>		
Corn for grain	42	4,604
Forage - land used for all hay and haylage, grass silage, and greenchop	66	2,282
Soybeans for beans	22	1,877
Corn for silage or greenchop	18	1,071
Vegetables harvested for sale	17	757
<b>TOP LIVESTOCK INVENTORY ITEMS (number)</b>		
Cattle and calves	57	4,847
Layers	29	1,210
Broilers and other meat-type chickens	3	339
Horses and ponies	41	301
Goats, all	14	268

### Operator Characteristics

Item	Quantity
Primary occupation:	
Farming	69
Other	91
Days worked off farm:	
None	71
Any	89
Years on present farm:	
2 years or less	7
3 to 4 years	17
5 to 9 years	24
10 years or more	112
Age group:	
Under 45 years	25
45 to 64 years	87
65 years and over	48
Average age of principal operator (years)	57.3

### Economic Characteristics

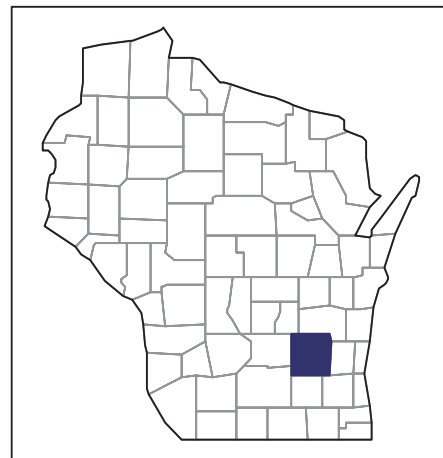
Item	Quantity
Farms by value of sales:	
Less than \$1,000	55
\$1,000 to \$2,499	15
\$2,500 to \$4,999	18
\$5,000 to \$9,999	9
\$10,000 to \$49,999	27
\$50,000 to \$99,999	10
\$100,000 to \$249,999	16
\$250,000 to \$499,999	5
\$500,000 or more	5
Total farm production expenses (\$1,000)	7,489
Average per farm (\$)	46,808
Net cash farm income of operation (\$1,000)	4,423
Average per farm (\$)	27,642
Value of agricultural products sold directly to individuals for human consumption (\$1,000)	201
Total organic product sales (\$1,000)	74
Total income from farm-related sources, gross before taxes and expenses (\$1,000)	394

See "Census of Agriculture, Volume 1, Geographic Area Series" for complete footnotes, explanations, definitions, and methodology.  
(D) Cannot be disclosed. (Z) Less than half of the unit shown.

# 2007 CENSUS OF AGRICULTURE

**Dodge County – Wisconsin**

**Farms with Spanish, Hispanic, or Latino Operators Compared with All Farms**



**Data are not available at this geographic level for farms with Spanish, Hispanic, or Latino operators.**



United States Department of Agriculture  
National Agricultural Statistics Service

[www.agcensus.usda.gov](http://www.agcensus.usda.gov)



# 2007 CENSUS OF AGRICULTURE

Dodge County – Wisconsin

Farms with American Indian or Alaska Native Operators Compared with All Farms



Data are not available at this geographic level for farms with American Indian or Alaska Native operators.



United States Department of Agriculture  
National Agricultural Statistics Service

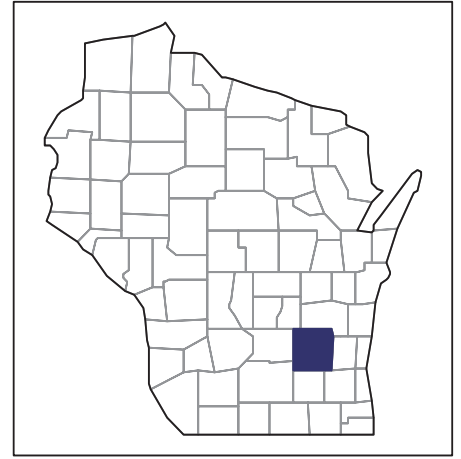
[www.agcensus.usda.gov](http://www.agcensus.usda.gov)



# 2007 CENSUS *OF* **AGRICULTURE**

**Dodge County – Wisconsin**

**Farms with Asian Operators  
Compared with All Farms**



**Data are not available at this geographic level for farms with Asian operators.**



United States Department of Agriculture  
National Agricultural Statistics Service

[www.agcensus.usda.gov](http://www.agcensus.usda.gov)

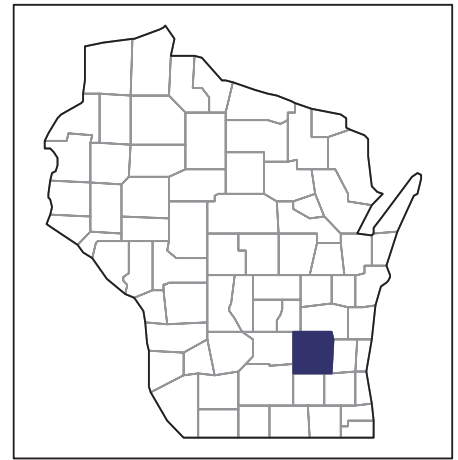




# 2007 CENSUS OF AGRICULTURE

**Dodge County – Wisconsin**

**Farms with Black or African American Operators Compared with All Farms**



Data are not available at this geographic level for farms with Black or African American operators.



United States Department of Agriculture  
National Agricultural Statistics Service

[www.agcensus.usda.gov](http://www.agcensus.usda.gov)



# 2007 CENSUS OF AGRICULTURE

Dodge County – Wisconsin

Farms with Native Hawaiian or Other Pacific Islander Operators Compared with All Farms



Data are not available at this geographic level for farms with Native Hawaiian or Other Pacific Islander operators.



United States Department of Agriculture  
National Agricultural Statistics Service

[www.agcensus.usda.gov](http://www.agcensus.usda.gov)



# 2007 CENSUS OF AGRICULTURE

Dodge County – Wisconsin

Farms with White Operators  
Compared with All Farms



Data are not available at this geographic level for farms with White operators.



United States Department of Agriculture  
National Agricultural Statistics Service

[www.agcensus.usda.gov](http://www.agcensus.usda.gov)

