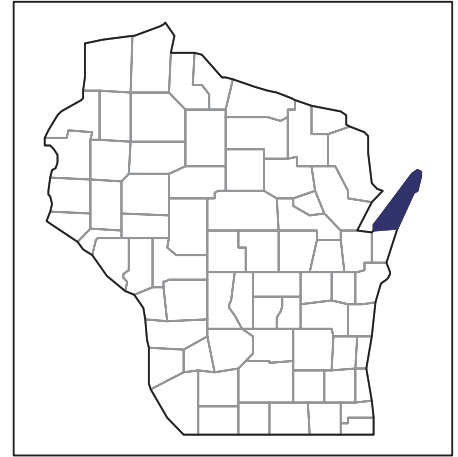


2007 CENSUS OF AGRICULTURE



Door County – Wisconsin

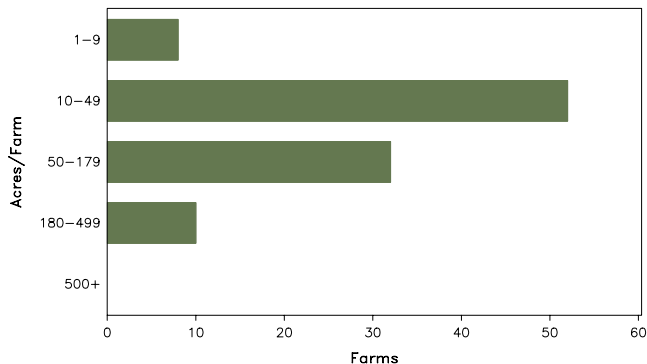
Farms with Women Principal Operators Compared with All Farms

	Women Principal Operators	All Farms
Number of Farms	102	854
Land in Farms	6,549 acres	134,472 acres
Average Size of Farm	64 acres	157 acres
Market Value of Products Sold	\$2,968,000	\$60,505,000
Crop Sales	\$1,571,000	\$24,741,000
Livestock Sales	\$1,397,000	\$35,764,000
Average Per Farm	\$29,098	\$70,849
Government Payments	\$97,000	\$1,960,000
Average Per Farm Receiving Payments	\$2,111	\$3,857

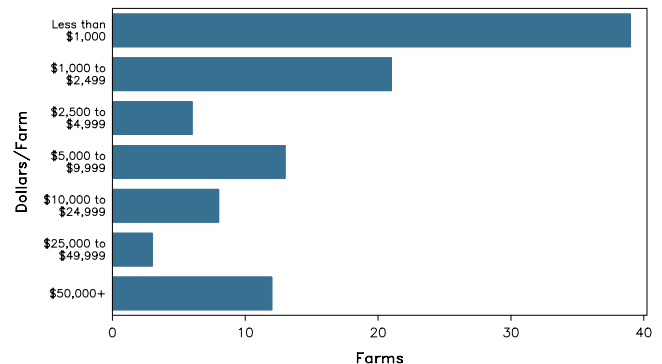
See footnotes on reverse page.

Farms with Women Principal Operators

Farms by Size



Farms by Economic Size



2007 CENSUS OF AGRICULTURE

Door County – Wisconsin Farms with Women Principal Operators

Selected Highlights

Item	Farms	Quantity
MARKET VALUE OF AGRICULTURAL PRODUCTS SOLD (\$1,000)		
Total value of agricultural products sold	102	2,968
Value of crops including nursery and greenhouse	46	1,571
Value of livestock, poultry, and their products	34	1,397
VALUE OF SALES BY COMMODITY GROUP (\$1,000)		
Grains, oilseeds, dry beans, and dry peas	12	60
Tobacco	-	-
Cotton and cottonseed	-	-
Vegetables, melons, potatoes and sweet potatoes	10	63
Fruits, tree nuts, and berries	13	578
Nursery, greenhouse, floriculture, and sod	10	830
Cut Christmas trees and short rotation woody crops	2	(D)
Other crops and hay	14	(D)
Poultry and eggs	15	6
Cattle and calves	7	(D)
Milk and other dairy products from cows	7	1,185
Hogs and pigs	-	-
Sheep, goats, and their products	10	11
Horses, ponies, mules, burros, and donkeys	7	(D)
Aquaculture	-	-
Other animals and other animal products	2	(D)
TOP CROP ITEMS (acres)		
Forage - land used for all hay and haylage, grass silage, and greenchop	23	886
Corn for silage or greenchop	9	312
Cherries, tart	3	(D)
Oats for grain	8	191
Corn for grain	5	188
TOP LIVESTOCK INVENTORY ITEMS (number)		
Cattle and calves	17	774
Layers	16	350
Horses and ponies	35	320
Sheep and lambs	8	225
Goats, all	12	103

Operator Characteristics

Item	Quantity
Primary occupation:	
Farming	36
Other	66
Days worked off farm:	
None	33
Any	69
Years on present farm:	
2 years or less	4
3 to 4 years	3
5 to 9 years	22
10 years or more	73
Age group:	
Under 45 years	20
45 to 64 years	59
65 years and over	23
Average age of principal operator (years)	56.2

Economic Characteristics

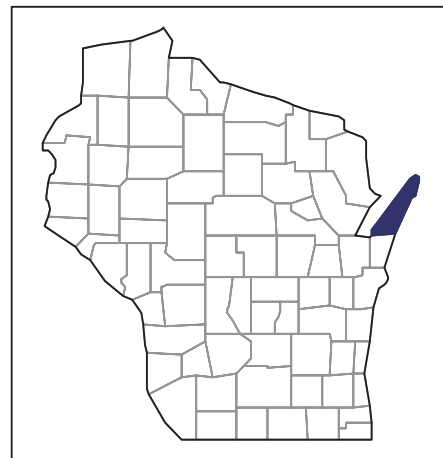
Item	Quantity
Farms by value of sales:	
Less than \$1,000	56
\$1,000 to \$2,499	9
\$2,500 to \$4,999	8
\$5,000 to \$9,999	6
\$10,000 to \$49,999	12
\$50,000 to \$99,999	2
\$100,000 to \$249,999	5
\$250,000 to \$499,999	3
\$500,000 or more	1
Total farm production expenses (\$1,000)	2,446
Average per farm (\$)	23,977
Net cash farm income of operation (\$1,000)	783
Average per farm (\$)	7,672
Value of agricultural products sold directly to individuals for human consumption (\$1,000)	172
Total organic product sales (\$1,000)	(D)
Total income from farm-related sources, gross before taxes and expenses (\$1,000)	163

See "Census of Agriculture, Volume 1, Geographic Area Series" for complete footnotes, explanations, definitions, and methodology.
(D) Cannot be disclosed. (Z) Less than half of the unit shown.

2007 CENSUS OF AGRICULTURE

Door County – Wisconsin

Farms with Spanish, Hispanic, or Latino Operators Compared with All Farms



Data are not available at this geographic level for farms with Spanish, Hispanic, or Latino operators.



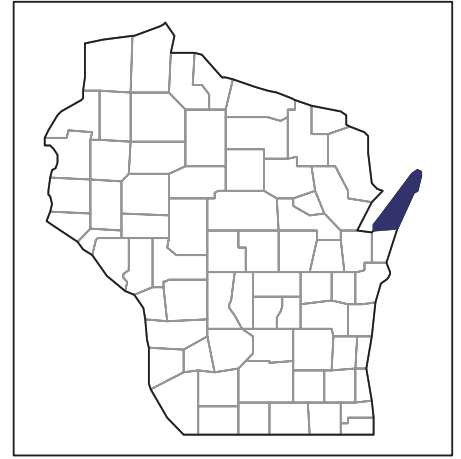
United States Department of Agriculture
National Agricultural Statistics Service

www.agcensus.usda.gov

2007 CENSUS OF AGRICULTURE

Door County – Wisconsin

Farms with American Indian or Alaska Native Operators Compared with All Farms



Data are not available at this geographic level for farms with American Indian or Alaska Native operators.



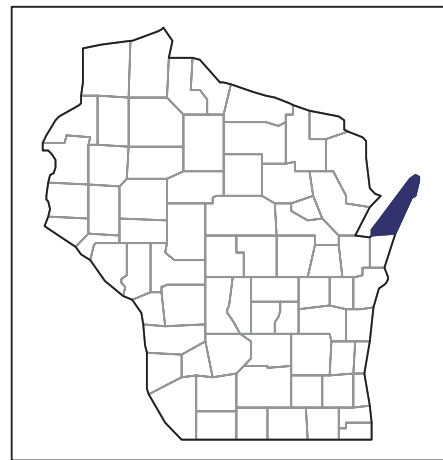
United States Department of Agriculture
National Agricultural Statistics Service

www.agcensus.usda.gov

2007 CENSUS *OF* AGRICULTURE

Door County – Wisconsin

**Farms with Asian Operators
Compared with All Farms**



Data are not available at this geographic level for farms with Asian operators.



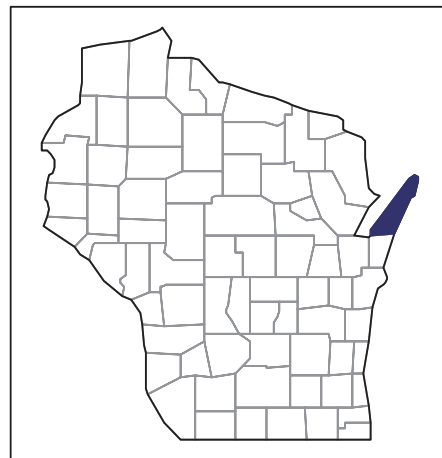
United States Department of Agriculture
National Agricultural Statistics Service

www.agcensus.usda.gov

2007 CENSUS OF AGRICULTURE

Door County – Wisconsin

Farms with Black or African American Operators Compared with All Farms



Data are not available at this geographic level for farms with Black or African American operators.



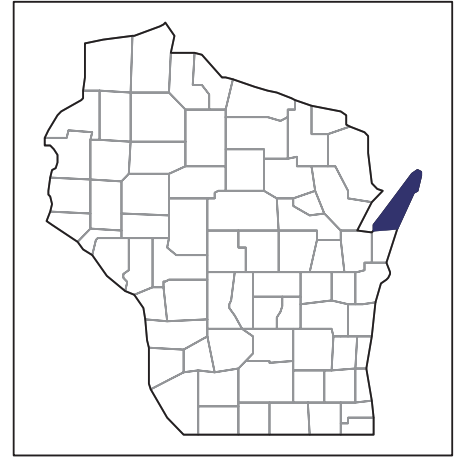
United States Department of Agriculture
National Agricultural Statistics Service

www.agcensus.usda.gov

2007 CENSUS OF AGRICULTURE

Door County – Wisconsin

Farms with Native Hawaiian or Other Pacific Islander Operators Compared with All Farms



Data are not available at this geographic level for farms with Native Hawaiian or Other Pacific Islander operators.



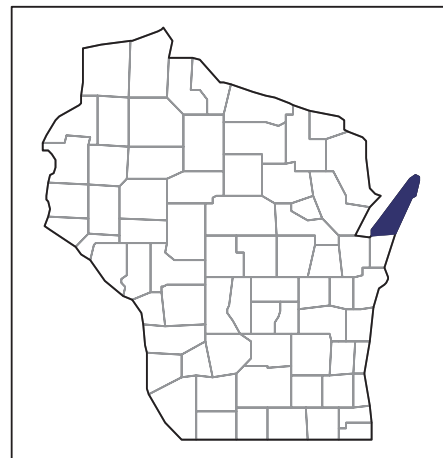
United States Department of Agriculture
National Agricultural Statistics Service

www.agcensus.usda.gov

2007 CENSUS OF AGRICULTURE

Door County – Wisconsin

Farms with White Operators
Compared with All Farms



Data are not available at this geographic level for farms with White operators.



United States Department of Agriculture
National Agricultural Statistics Service

www.agcensus.usda.gov

