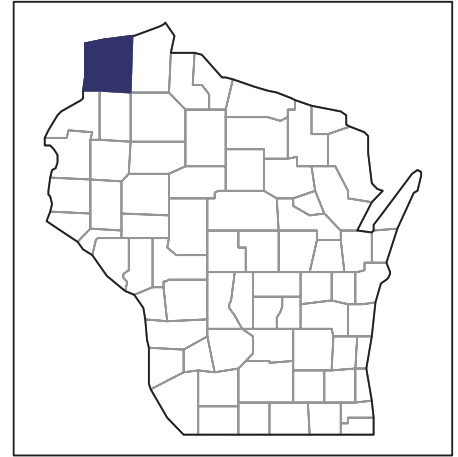


2007 CENSUS OF AGRICULTURE



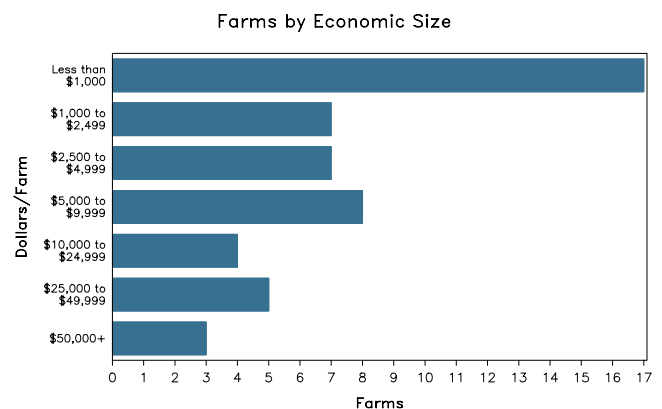
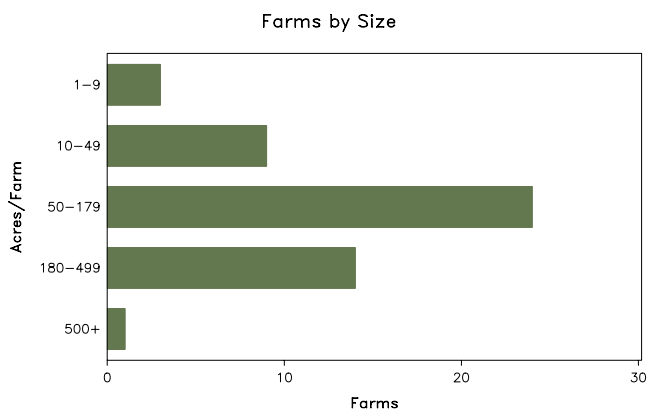
Douglas County – Wisconsin

Farms with Women Principal Operators Compared with All Farms

	Women Principal Operators	All Farms
Number of Farms	51	333
Land in Farms	7,309 acres	72,686 acres
Average Size of Farm	143 acres	218 acres
Market Value of Products Sold	\$799,000	\$6,101,000
Crop Sales	\$640,000	\$1,792,000
Livestock Sales	\$159,000	\$4,309,000
Average Per Farm	\$15,662	\$18,321
Government Payments	(D)	\$43,000
Average Per Farm Receiving Payments	(D)	\$1,290

See footnotes on reverse page.

Farms with Women Principal Operators



2007 CENSUS OF AGRICULTURE

Douglas County – Wisconsin Farms with Women Principal Operators

Selected Highlights

Item	Farms	Quantity
MARKET VALUE OF AGRICULTURAL PRODUCTS SOLD (\$1,000)		
Total value of agricultural products sold	51	799
Value of crops including nursery and greenhouse	22	640
Value of livestock, poultry, and their products	31	159
VALUE OF SALES BY COMMODITY GROUP (\$1,000)		
Grains, oilseeds, dry beans, and dry peas	1	(D)
Tobacco	-	-
Cotton and cottonseed	-	-
Vegetables, melons, potatoes and sweet potatoes	4	22
Fruits, tree nuts, and berries	2	(D)
Nursery, greenhouse, floriculture, and sod	4	(D)
Cut Christmas trees and short rotation woody crops	-	-
Other crops and hay	15	162
Poultry and eggs	15	4
Cattle and calves	20	(D)
Milk and other dairy products from cows	1	(D)
Hogs and pigs	4	(D)
Sheep, goats, and their products	2	(D)
Horses, ponies, mules, burros, and donkeys	3	4
Aquaculture	-	-
Other animals and other animal products	3	-
TOP CROP ITEMS (acres)		
Forage - land used for all hay and haylage, grass silage, and greenchop	33	2,881
Vegetables harvested for sale	4	19
Pumpkins	4	(D)
Wheat for grain, all	1	(D)
Apples	2	(D)
TOP LIVESTOCK INVENTORY ITEMS (number)		
Cattle and calves	23	424
Layers	17	308
Horses and ponies	31	228
Sheep and lambs	1	(D)
Alpacas	3	15

Operator Characteristics

Item	Quantity
Primary occupation:	
Farming	15
Other	36
Days worked off farm:	
None	16
Any	35
Years on present farm:	
2 years or less	3
3 to 4 years	7
5 to 9 years	13
10 years or more	28
Age group:	
Under 45 years	6
45 to 64 years	39
65 years and over	6
Average age of principal operator (years)	51.9

Economic Characteristics

Item	Quantity
Farms by value of sales:	
Less than \$1,000	17
\$1,000 to \$2,499	7
\$2,500 to \$4,999	7
\$5,000 to \$9,999	8
\$10,000 to \$49,999	9
\$50,000 to \$99,999	1
\$100,000 to \$249,999	2
\$250,000 to \$499,999	-
\$500,000 or more	-
Total farm production expenses (\$1,000)	1,099
Average per farm (\$)	21,553
Net cash farm income of operation (\$1,000)	-277
Average per farm (\$)	-5,422
Value of agricultural products sold directly to individuals for human consumption (\$1,000)	32
Total organic product sales (\$1,000)	(D)
Total income from farm-related sources, gross before taxes and expenses (\$1,000)	24

See "Census of Agriculture, Volume 1, Geographic Area Series" for complete footnotes, explanations, definitions, and methodology.
(D) Cannot be disclosed. (Z) Less than half of the unit shown.

2007 CENSUS OF AGRICULTURE

Douglas County – Wisconsin

Farms with Spanish, Hispanic, or Latino Operators Compared with All Farms



Data are not available at this geographic level for farms with Spanish, Hispanic, or Latino operators.



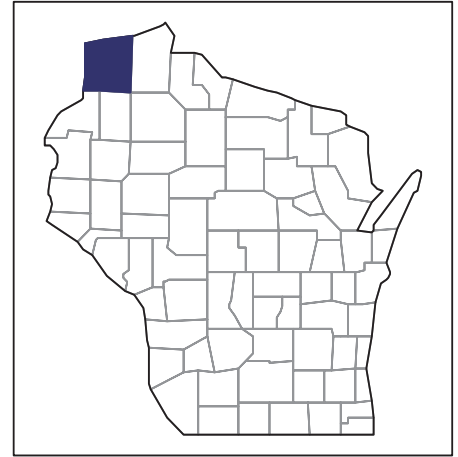
United States Department of Agriculture
National Agricultural Statistics Service

www.agcensus.usda.gov

2007 CENSUS OF AGRICULTURE

Douglas County – Wisconsin

Farms with American Indian or Alaska Native Operators Compared with All Farms



Data are not available at this geographic level for farms with American Indian or Alaska Native operators.



United States Department of Agriculture
National Agricultural Statistics Service

www.agcensus.usda.gov

2007 CENSUS OF AGRICULTURE

Douglas County – Wisconsin

**Farms with Asian Operators
Compared with All Farms**



Data are not available at this geographic level for farms with Asian operators.



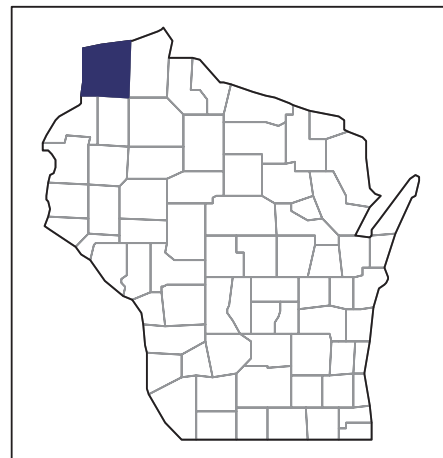
United States Department of Agriculture
National Agricultural Statistics Service

www.agcensus.usda.gov

2007 CENSUS OF AGRICULTURE

Douglas County – Wisconsin

Farms with Black or African American Operators Compared with All Farms



Data are not available at this geographic level for farms with Black or African American operators.



United States Department of Agriculture
National Agricultural Statistics Service

www.agcensus.usda.gov

2007 CENSUS OF AGRICULTURE

Douglas County – Wisconsin

Farms with Native Hawaiian or Other Pacific Islander Operators Compared with All Farms



Data are not available at this geographic level for farms with Native Hawaiian or Other Pacific Islander operators.



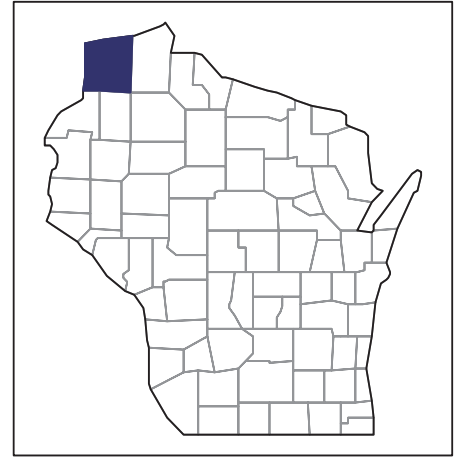
United States Department of Agriculture
National Agricultural Statistics Service

www.agcensus.usda.gov

2007 CENSUS *OF* AGRICULTURE

Douglas County – Wisconsin

**Farms with White Operators
Compared with All Farms**



Data are not available at this geographic level for farms with White operators.



United States Department of Agriculture
National Agricultural Statistics Service

www.agcensus.usda.gov

