

2007 CENSUS OF AGRICULTURE



Dunn County – Wisconsin

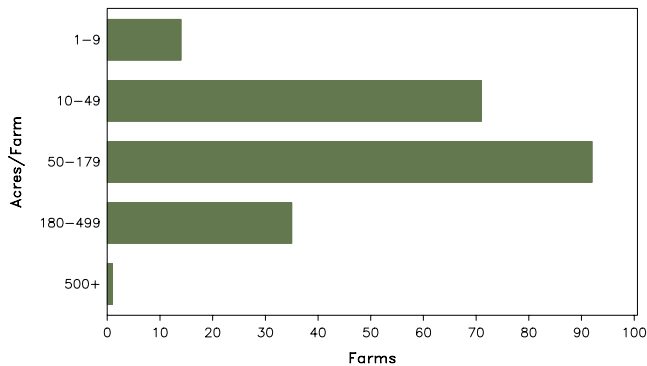
Farms with Women Principal Operators Compared with All Farms

	Women Principal Operators	All Farms
Number of Farms	213	1,690
Land in Farms	20,426 acres	382,545 acres
Average Size of Farm	96 acres	226 acres
Market Value of Products Sold	\$2,533,000	\$173,602,000
Crop Sales	\$445,000	\$51,438,000
Livestock Sales	\$2,088,000	\$122,165,000
Average Per Farm	\$11,890	\$102,723
Government Payments	\$239,000	\$4,699,000
Average Per Farm Receiving Payments	\$2,057	\$4,174

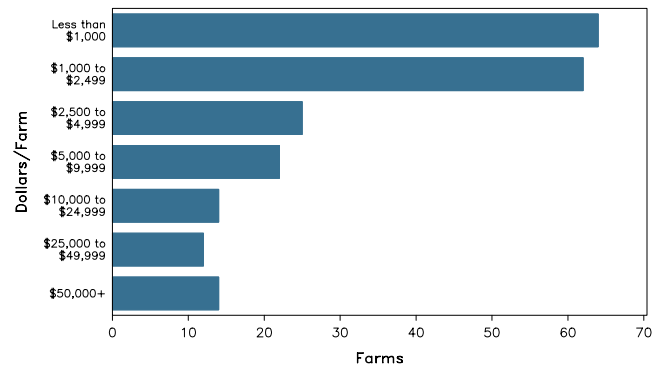
See footnotes on reverse page.

Farms with Women Principal Operators

Farms by Size



Farms by Economic Size



2007 CENSUS OF AGRICULTURE

Dunn County – Wisconsin Farms with Women Principal Operators

Selected Highlights

Item	Farms	Quantity
MARKET VALUE OF AGRICULTURAL PRODUCTS SOLD (\$1,000)		
Total value of agricultural products sold	213	2,533
Value of crops including nursery and greenhouse	48	445
Value of livestock, poultry, and their products	98	2,088
VALUE OF SALES BY COMMODITY GROUP (\$1,000)		
Grains, oilseeds, dry beans, and dry peas	18	311
Tobacco	-	-
Cotton and cottonseed	-	-
Vegetables, melons, potatoes and sweet potatoes	3	(D)
Fruits, tree nuts, and berries	1	(D)
Nursery, greenhouse, floriculture, and sod	2	(D)
Cut Christmas trees and short rotation woody crops	-	-
Other crops and hay	33	48
Poultry and eggs	25	14
Cattle and calves	50	(D)
Milk and other dairy products from cows	9	1,241
Hogs and pigs	6	17
Sheep, goats, and their products	14	(D)
Horses, ponies, mules, burros, and donkeys	35	167
Aquaculture	3	-
Other animals and other animal products	12	12
TOP CROP ITEMS (acres)		
Forage - land used for all hay and haylage, grass silage, and greenchop	74	2,087
Corn for grain	21	889
Soybeans for beans	6	353
Corn for silage or greenchop	11	280
Oats for grain	10	139
TOP LIVESTOCK INVENTORY ITEMS (number)		
Cattle and calves	57	1,596
Broilers and other meat-type chickens	2	(D)
Horses and ponies	84	610
Layers	22	534
Sheep and lambs	11	451

Operator Characteristics

Item	Quantity
Primary occupation:	
Farming	70
Other	143
Days worked off farm:	
None	82
Any	131
Years on present farm:	
2 years or less	12
3 to 4 years	23
5 to 9 years	33
10 years or more	145
Age group:	
Under 45 years	55
45 to 64 years	101
65 years and over	57
Average age of principal operator (years)	55.8

Economic Characteristics

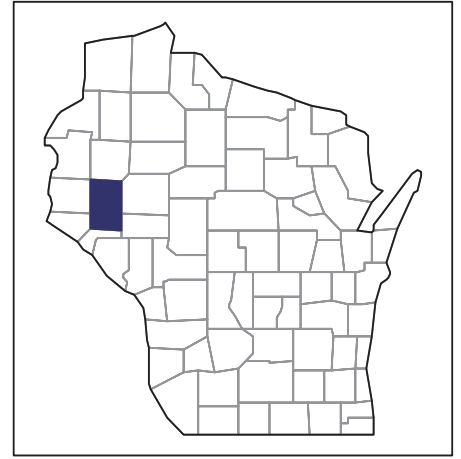
Item	Quantity
Farms by value of sales:	
Less than \$1,000	124
\$1,000 to \$2,499	18
\$2,500 to \$4,999	20
\$5,000 to \$9,999	15
\$10,000 to \$49,999	23
\$50,000 to \$99,999	4
\$100,000 to \$249,999	9
\$250,000 to \$499,999	-
\$500,000 or more	-
Total farm production expenses (\$1,000)	3,158
Average per farm (\$)	14,826
Net cash farm income of operation (\$1,000)	-161
Average per farm (\$)	-755
Value of agricultural products sold directly to individuals for human consumption (\$1,000)	110
Total organic product sales (\$1,000)	(D)
Total income from farm-related sources, gross before taxes and expenses (\$1,000)	226

See "Census of Agriculture, Volume 1, Geographic Area Series" for complete footnotes, explanations, definitions, and methodology.
(D) Cannot be disclosed. (Z) Less than half of the unit shown.

2007 CENSUS OF AGRICULTURE

Dunn County – Wisconsin

Farms with Spanish, Hispanic, or Latino Operators Compared with All Farms



Data are not available at this geographic level for farms with Spanish, Hispanic, or Latino operators.



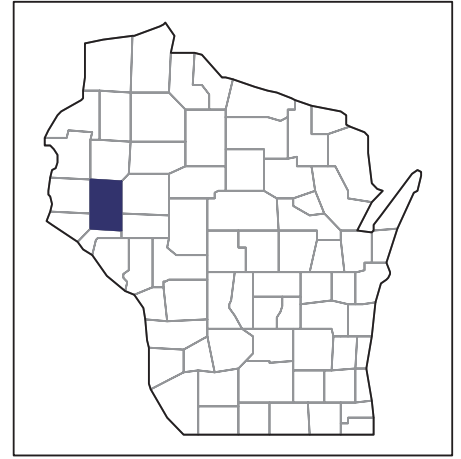
United States Department of Agriculture
National Agricultural Statistics Service

www.agcensus.usda.gov

2007 CENSUS *OF* AGRICULTURE

Dunn County – Wisconsin

**Farms with American Indian or Alaska
Native Operators Compared with All
Farms**



Data are not available at this geographic level for farms with American Indian or Alaska Native operators.



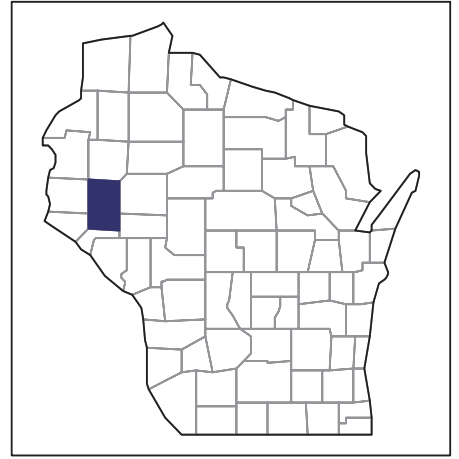
United States Department of Agriculture
National Agricultural Statistics Service

www.agcensus.usda.gov

2007 CENSUS OF AGRICULTURE

Dunn County – Wisconsin

Farms with Asian Operators
Compared with All Farms



Data are not available at this geographic level for farms with Asian operators.



United States Department of Agriculture
National Agricultural Statistics Service

www.agcensus.usda.gov

2007 CENSUS OF AGRICULTURE

Dunn County – Wisconsin

Farms with Black or African American Operators Compared with All Farms



Data are not available at this geographic level for farms with Black or African American operators.



United States Department of Agriculture
National Agricultural Statistics Service

www.agcensus.usda.gov

2007 CENSUS OF AGRICULTURE

Dunn County – Wisconsin

Farms with Native Hawaiian or Other Pacific Islander Operators Compared with All Farms



Data are not available at this geographic level for farms with Native Hawaiian or Other Pacific Islander operators.



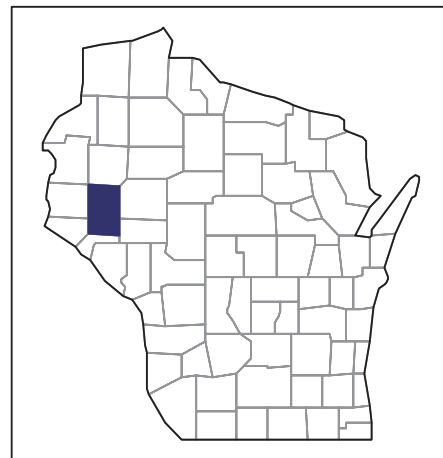
United States Department of Agriculture
National Agricultural Statistics Service

www.agcensus.usda.gov

2007 CENSUS *OF* AGRICULTURE

Dunn County – Wisconsin

**Farms with White Operators
Compared with All Farms**



Data are not available at this geographic level for farms with White operators.



United States Department of Agriculture
National Agricultural Statistics Service

www.agcensus.usda.gov

