

# 2007 CENSUS OF AGRICULTURE



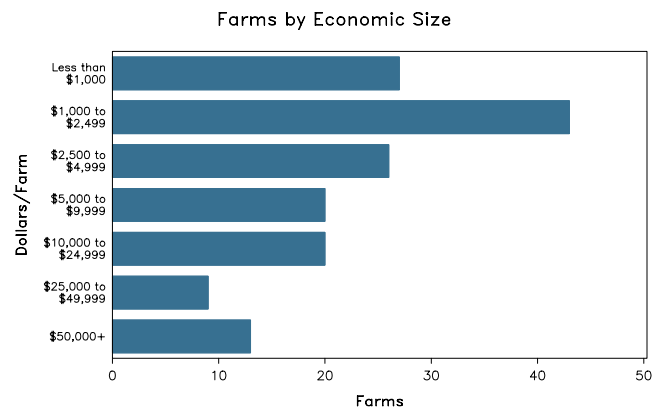
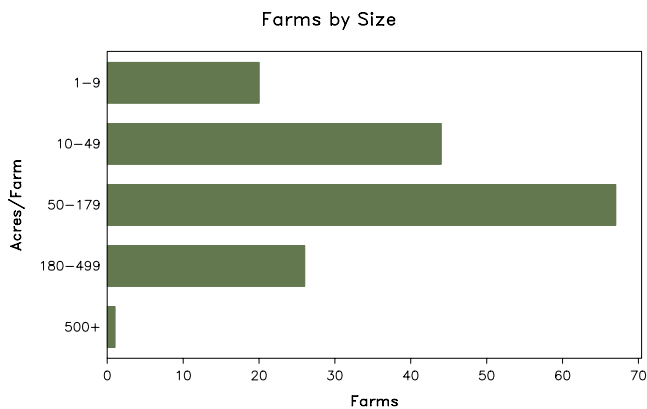
## Eau Claire County – Wisconsin

### Farms with Women Principal Operators Compared with All Farms

	Women Principal Operators	All Farms
<b>Number of Farms</b>	158	1,223
<b>Land in Farms</b>	15,490 acres	205,375 acres
<b>Average Size of Farm</b>	98 acres	168 acres
<b>Market Value of Products Sold</b>	\$2,067,000	\$83,963,000
Crop Sales	\$692,000	\$28,235,000
Livestock Sales	\$1,375,000	\$55,728,000
Average Per Farm	\$13,084	\$68,653
<b>Government Payments</b>	\$284,000	\$3,036,000
Average Per Farm Receiving Payments	\$2,924	\$3,593

See footnotes on reverse page.

### Farms with Women Principal Operators



# 2007 CENSUS OF AGRICULTURE

## Eau Claire County – Wisconsin Farms with Women Principal Operators

### Selected Highlights

Item	Farms	Quantity
<b>MARKET VALUE OF AGRICULTURAL PRODUCTS SOLD (\$1,000)</b>		
Total value of agricultural products sold	158	2,067
Value of crops including nursery and greenhouse	48	692
Value of livestock, poultry, and their products	48	1,375
<b>VALUE OF SALES BY COMMODITY GROUP (\$1,000)</b>		
Grains, oilseeds, dry beans, and dry peas	19	(D)
Tobacco	-	-
Cotton and cottonseed	-	-
Vegetables, melons, potatoes and sweet potatoes	17	255
Fruits, tree nuts, and berries	10	66
Nursery, greenhouse, floriculture, and sod	5	51
Cut Christmas trees and short rotation woody crops	2	(D)
Other crops and hay	16	(D)
Poultry and eggs	16	29
Cattle and calves	21	85
Milk and other dairy products from cows	7	740
Hogs and pigs	2	(D)
Sheep, goats, and their products	10	(D)
Horses, ponies, mules, burros, and donkeys	18	286
Aquaculture	-	-
Other animals and other animal products	6	204
<b>TOP CROP ITEMS (acres)</b>		
Corn for grain	20	882
Forage - land used for all hay and haylage, grass silage, and greenchop	32	822
Soybeans for beans	7	394
Corn for silage or greenchop	5	81
Vegetables harvested for sale	17	(D)
<b>TOP LIVESTOCK INVENTORY ITEMS (number)</b>		
Cattle and calves	24	800
Horses and ponies	62	732
Pheasants	5	703
Layers	18	627
Broilers and other meat-type chickens	4	206

### Operator Characteristics

Item	Quantity
Primary occupation:	
Farming	60
Other	98
Days worked off farm:	
None	62
Any	96
Years on present farm:	
2 years or less	11
3 to 4 years	12
5 to 9 years	34
10 years or more	101
Age group:	
Under 45 years	31
45 to 64 years	86
65 years and over	41
Average age of principal operator (years)	56.5

### Economic Characteristics

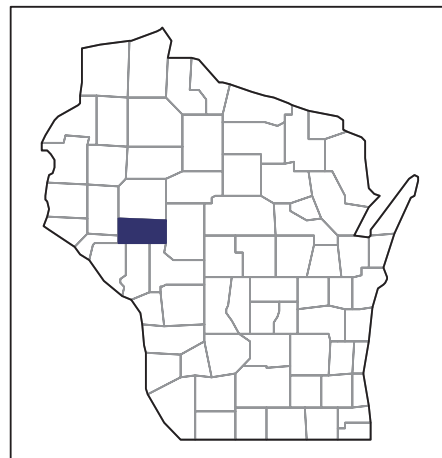
Item	Quantity
Farms by value of sales:	
Less than \$1,000	86
\$1,000 to \$2,499	15
\$2,500 to \$4,999	8
\$5,000 to \$9,999	14
\$10,000 to \$49,999	22
\$50,000 to \$99,999	7
\$100,000 to \$249,999	6
\$250,000 to \$499,999	-
\$500,000 or more	-
Total farm production expenses (\$1,000)	2,816
Average per farm (\$)	17,824
Net cash farm income of operation (\$1,000)	-163
Average per farm (\$)	-1,031
Value of agricultural products sold directly to individuals for human consumption (\$1,000)	104
Total organic product sales (\$1,000)	40
Total income from farm-related sources, gross before taxes and expenses (\$1,000)	302

See "Census of Agriculture, Volume 1, Geographic Area Series" for complete footnotes, explanations, definitions, and methodology.  
(D) Cannot be disclosed. (Z) Less than half of the unit shown.

# 2007 CENSUS OF AGRICULTURE

## Eau Claire County – Wisconsin

### Farms with Spanish, Hispanic, or Latino Operators Compared with All Farms



Data are not available at this geographic level for farms with Spanish, Hispanic, or Latino operators.



United States Department of Agriculture  
National Agricultural Statistics Service

[www.agcensus.usda.gov](http://www.agcensus.usda.gov)



# 2007 CENSUS OF AGRICULTURE

Eau Claire County – Wisconsin

Farms with American Indian or Alaska Native Operators Compared with All Farms



Data are not available at this geographic level for farms with American Indian or Alaska Native operators.



United States Department of Agriculture  
National Agricultural Statistics Service

[www.agcensus.usda.gov](http://www.agcensus.usda.gov)



# 2007 CENSUS *OF* AGRICULTURE

**Eau Claire County – Wisconsin**

**Farms with Asian Operators  
Compared with All Farms**



**Data are not available at this geographic level for farms with Asian operators.**



United States Department of Agriculture  
National Agricultural Statistics Service

[www.agcensus.usda.gov](http://www.agcensus.usda.gov)





# 2007 CENSUS OF AGRICULTURE

Eau Claire County – Wisconsin

Farms with Black or African American Operators Compared with All Farms



Data are not available at this geographic level for farms with Black or African American operators.



United States Department of Agriculture  
National Agricultural Statistics Service

[www.agcensus.usda.gov](http://www.agcensus.usda.gov)



# 2007 CENSUS OF AGRICULTURE

Eau Claire County – Wisconsin

Farms with Native Hawaiian or Other Pacific Islander Operators Compared with All Farms



Data are not available at this geographic level for farms with Native Hawaiian or Other Pacific Islander operators.



United States Department of Agriculture  
National Agricultural Statistics Service

[www.agcensus.usda.gov](http://www.agcensus.usda.gov)



# 2007 CENSUS *OF* AGRICULTURE

**Eau Claire County – Wisconsin**

**Farms with White Operators  
Compared with All Farms**



**Data are not available at this geographic level for farms with White operators.**



United States Department of Agriculture  
National Agricultural Statistics Service

[www.agcensus.usda.gov](http://www.agcensus.usda.gov)

