

# 2007 CENSUS OF AGRICULTURE



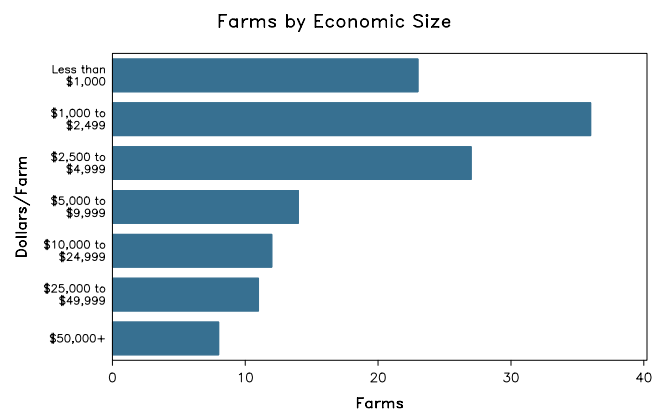
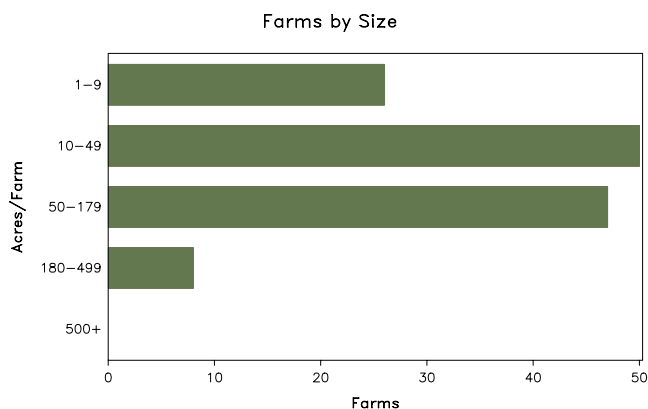
## Fond du Lac County – Wisconsin

### Farms with Women Principal Operators Compared with All Farms

	Women Principal Operators	All Farms
<b>Number of Farms</b>	131	1,643
<b>Land in Farms</b>	7,492 acres	335,745 acres
<b>Average Size of Farm</b>	57 acres	204 acres
<b>Market Value of Products Sold</b>	\$1,746,000	\$290,417,000
Crop Sales	\$1,119,000	\$69,670,000
Livestock Sales	\$626,000	\$220,748,000
Average Per Farm	\$13,325	\$176,760
<b>Government Payments</b>	\$151,000	\$5,413,000
Average Per Farm Receiving Payments	\$2,247	\$4,246

See footnotes on reverse page.

### Farms with Women Principal Operators



# 2007 CENSUS OF AGRICULTURE

## Fond du Lac County – Wisconsin Farms with Women Principal Operators

### Selected Highlights

Item	Farms	Quantity
<b>MARKET VALUE OF AGRICULTURAL PRODUCTS SOLD (\$1,000)</b>		
Total value of agricultural products sold	131	1,746
Value of crops including nursery and greenhouse	48	1,119
Value of livestock, poultry, and their products	51	626
<b>VALUE OF SALES BY COMMODITY GROUP (\$1,000)</b>		
Grains, oilseeds, dry beans, and dry peas	16	601
Tobacco	-	-
Cotton and cottonseed	-	-
Vegetables, melons, potatoes and sweet potatoes	10	191
Fruits, tree nuts, and berries	9	280
Nursery, greenhouse, floriculture, and sod	2	(D)
Cut Christmas trees and short rotation woody crops	-	-
Other crops and hay	21	(D)
Poultry and eggs	22	9
Cattle and calves	14	(D)
Milk and other dairy products from cows	3	415
Hogs and pigs	-	-
Sheep, goats, and their products	8	10
Horses, ponies, mules, burros, and donkeys	21	113
Aquaculture	-	-
Other animals and other animal products	6	(D)
<b>TOP CROP ITEMS (acres)</b>		
Forage - land used for all hay and haylage, grass silage, and greenchop	41	984
Corn for grain	10	574
Wheat for grain, all	8	546
Soybeans for beans	9	448
Vegetables harvested for sale	10	257
<b>TOP LIVESTOCK INVENTORY ITEMS (number)</b>		
Horses and ponies	56	577
Cattle and calves	21	555
Layers	18	335
Goats, all	10	317
Ducks	6	136

### Operator Characteristics

Item	Quantity
Primary occupation:	
Farming	58
Other	73
Days worked off farm:	
None	52
Any	79
Years on present farm:	
2 years or less	3
3 to 4 years	5
5 to 9 years	28
10 years or more	95
Age group:	
Under 45 years	37
45 to 64 years	49
65 years and over	45
Average age of principal operator (years)	56.7

### Economic Characteristics

Item	Quantity
Farms by value of sales:	
Less than \$1,000	63
\$1,000 to \$2,499	10
\$2,500 to \$4,999	17
\$5,000 to \$9,999	10
\$10,000 to \$49,999	23
\$50,000 to \$99,999	5
\$100,000 to \$249,999	2
\$250,000 to \$499,999	1
\$500,000 or more	-
Total farm production expenses (\$1,000)	2,836
Average per farm (\$)	21,648
Net cash farm income of operation (\$1,000)	297
Average per farm (\$)	2,264
Value of agricultural products sold directly to individuals for human consumption (\$1,000)	261
Total organic product sales (\$1,000)	(D)
Total income from farm-related sources, gross before taxes and expenses (\$1,000)	1,236

See "Census of Agriculture, Volume 1, Geographic Area Series" for complete footnotes, explanations, definitions, and methodology.  
(D) Cannot be disclosed. (Z) Less than half of the unit shown.

# 2007 CENSUS OF AGRICULTURE

Fond du Lac County – Wisconsin

Farms with Spanish, Hispanic, or Latino Operators Compared with All Farms



Data are not available at this geographic level for farms with Spanish, Hispanic, or Latino operators.



United States Department of Agriculture  
National Agricultural Statistics Service

[www.agcensus.usda.gov](http://www.agcensus.usda.gov)



# 2007 CENSUS OF AGRICULTURE

Fond du Lac County – Wisconsin

Farms with American Indian or Alaska Native Operators Compared with All Farms



Data are not available at this geographic level for farms with American Indian or Alaska Native operators.



United States Department of Agriculture  
National Agricultural Statistics Service

[www.agcensus.usda.gov](http://www.agcensus.usda.gov)



# 2007 CENSUS OF AGRICULTURE

Fond du Lac County – Wisconsin

Farms with Asian Operators  
Compared with All Farms



Data are not available at this geographic level for farms with Asian operators.



United States Department of Agriculture  
National Agricultural Statistics Service

[www.agcensus.usda.gov](http://www.agcensus.usda.gov)





# 2007 CENSUS OF AGRICULTURE

Fond du Lac County – Wisconsin

Farms with Black or African American Operators Compared with All Farms



Data are not available at this geographic level for farms with Black or African American operators.



United States Department of Agriculture  
National Agricultural Statistics Service

[www.agcensus.usda.gov](http://www.agcensus.usda.gov)



# 2007 CENSUS OF AGRICULTURE

## Fond du Lac County – Wisconsin

### Farms with Native Hawaiian or Other Pacific Islander Operators Compared with All Farms



Data are not available at this geographic level for farms with Native Hawaiian or Other Pacific Islander operators.



United States Department of Agriculture  
National Agricultural Statistics Service

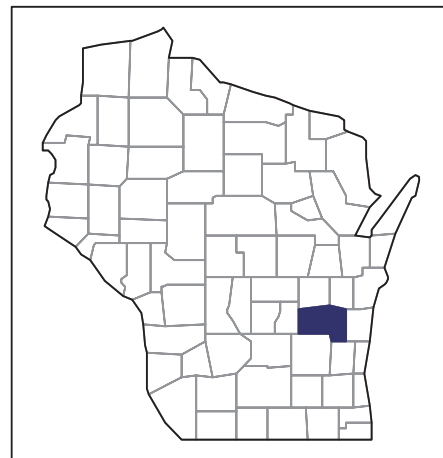
[www.agcensus.usda.gov](http://www.agcensus.usda.gov)



# 2007 CENSUS OF AGRICULTURE

Fond du Lac County – Wisconsin

Farms with White Operators  
Compared with All Farms



Data are not available at this geographic level for farms with White operators.



United States Department of Agriculture  
National Agricultural Statistics Service

[www.agcensus.usda.gov](http://www.agcensus.usda.gov)

