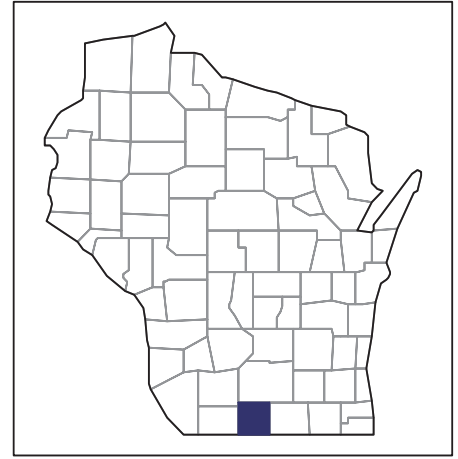


2007 CENSUS OF AGRICULTURE



Green County – Wisconsin

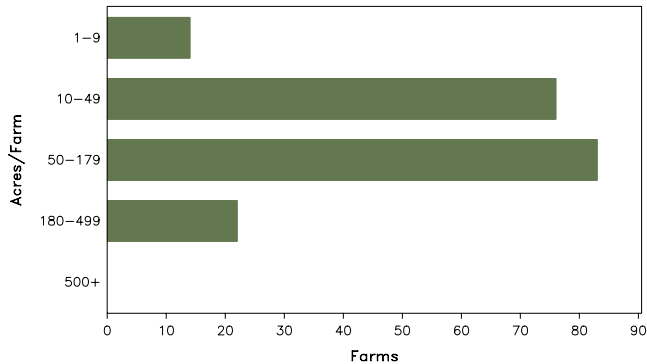
Farms with Women Principal Operators Compared with All Farms

	Women Principal Operators	All Farms
Number of Farms	195	1,534
Land in Farms	15,655 acres	306,859 acres
Average Size of Farm	80 acres	200 acres
Market Value of Products Sold	\$3,469,000	\$188,084,000
Crop Sales	\$947,000	\$55,225,000
Livestock Sales	\$2,522,000	\$132,858,000
Average Per Farm	\$17,789	\$122,610
Government Payments	\$359,000	\$5,726,000
Average Per Farm Receiving Payments	\$2,989	\$5,019

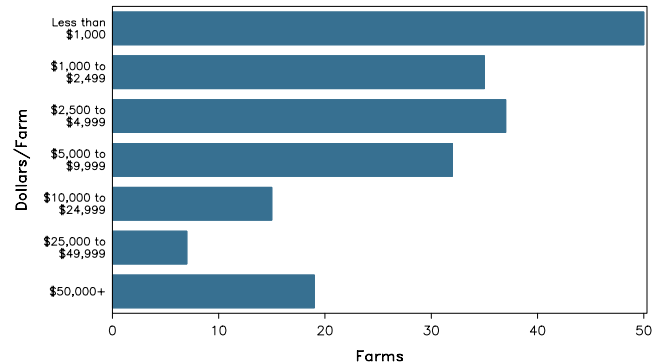
See footnotes on reverse page.

Farms with Women Principal Operators

Farms by Size



Farms by Economic Size



2007 CENSUS OF AGRICULTURE

Green County – Wisconsin Farms with Women Principal Operators

Selected Highlights

Item	Farms	Quantity
MARKET VALUE OF AGRICULTURAL PRODUCTS SOLD (\$1,000)		
Total value of agricultural products sold	195	3,469
Value of crops including nursery and greenhouse	58	947
Value of livestock, poultry, and their products	85	2,522
VALUE OF SALES BY COMMODITY GROUP (\$1,000)		
Grains, oilseeds, dry beans, and dry peas	35	763
Tobacco	-	-
Cotton and cottonseed	-	-
Vegetables, melons, potatoes and sweet potatoes	7	31
Fruits, tree nuts, and berries	2	(D)
Nursery, greenhouse, floriculture, and sod	3	17
Cut Christmas trees and short rotation woody crops	1	(D)
Other crops and hay	23	95
Poultry and eggs	31	17
Cattle and calves	42	355
Milk and other dairy products from cows	16	1,838
Hogs and pigs	10	178
Sheep, goats, and their products	8	(D)
Horses, ponies, mules, burros, and donkeys	11	19
Aquaculture	-	-
Other animals and other animal products	5	(D)
TOP CROP ITEMS (acres)		
Forage - land used for all hay and haylage, grass silage, and greenchop	54	1,787
Corn for grain	34	1,387
Soybeans for beans	13	594
Corn for silage or greenchop	10	300
Wheat for grain, all	3	64
TOP LIVESTOCK INVENTORY ITEMS (number)		
Cattle and calves	46	1,965
Hogs and pigs	4	807
Layers	36	609
Horses and ponies	73	608
Goats, all	22	261

Operator Characteristics

Item	Quantity
Primary occupation:	
Farming	49
Other	146
Days worked off farm:	
None	67
Any	128
Years on present farm:	
2 years or less	13
3 to 4 years	14
5 to 9 years	24
10 years or more	144
Age group:	
Under 45 years	33
45 to 64 years	96
65 years and over	66
Average age of principal operator (years)	58.4

Economic Characteristics

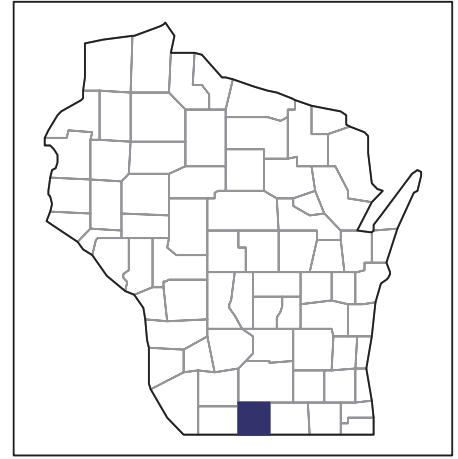
Item	Quantity
Farms by value of sales:	
Less than \$1,000	107
\$1,000 to \$2,499	18
\$2,500 to \$4,999	15
\$5,000 to \$9,999	17
\$10,000 to \$49,999	19
\$50,000 to \$99,999	4
\$100,000 to \$249,999	15
\$250,000 to \$499,999	-
\$500,000 or more	-
Total farm production expenses (\$1,000)	4,175
Average per farm (\$)	21,411
Net cash farm income of operation (\$1,000)	242
Average per farm (\$)	1,243
Value of agricultural products sold directly to individuals for human consumption (\$1,000)	19
Total organic product sales (\$1,000)	9
Total income from farm-related sources, gross before taxes and expenses (\$1,000)	590

See "Census of Agriculture, Volume 1, Geographic Area Series" for complete footnotes, explanations, definitions, and methodology.
(D) Cannot be disclosed. (Z) Less than half of the unit shown.

2007 CENSUS OF AGRICULTURE

Green County – Wisconsin

Farms with Spanish, Hispanic, or Latino Operators Compared with All Farms



Data are not available at this geographic level for farms with Spanish, Hispanic, or Latino operators.



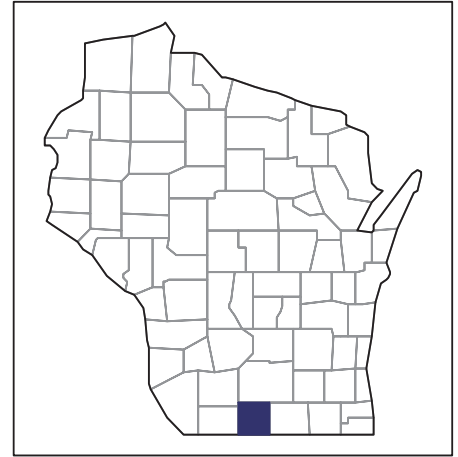
United States Department of Agriculture
National Agricultural Statistics Service

www.agcensus.usda.gov

2007 CENSUS OF AGRICULTURE

Green County – Wisconsin

Farms with American Indian or Alaska Native Operators Compared with All Farms



Data are not available at this geographic level for farms with American Indian or Alaska Native operators.



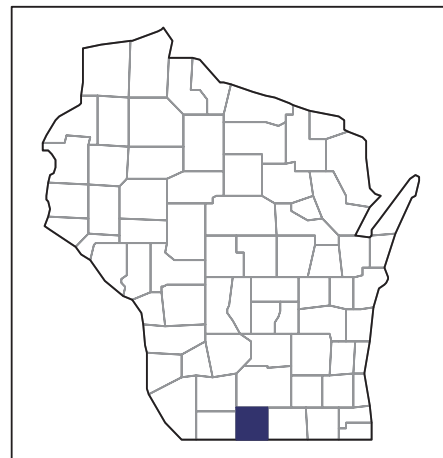
United States Department of Agriculture
National Agricultural Statistics Service

www.agcensus.usda.gov

2007 CENSUS OF AGRICULTURE

Green County – Wisconsin

**Farms with Asian Operators
Compared with All Farms**



Data are not available at this geographic level for farms with Asian operators.



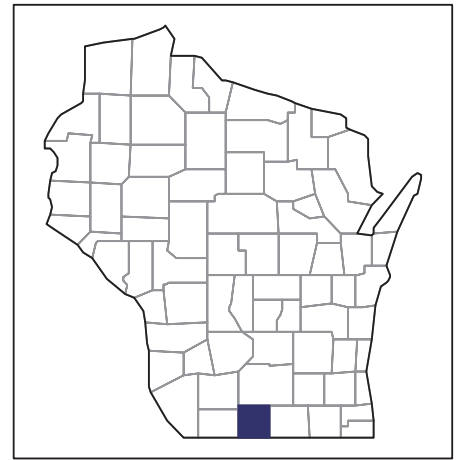
United States Department of Agriculture
National Agricultural Statistics Service

www.agcensus.usda.gov

2007 CENSUS OF AGRICULTURE

Green County – Wisconsin

Farms with Black or African American Operators Compared with All Farms



Data are not available at this geographic level for farms with Black or African American operators.



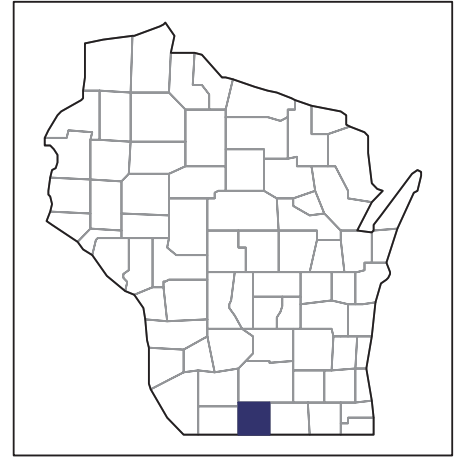
United States Department of Agriculture
National Agricultural Statistics Service

www.agcensus.usda.gov

2007 CENSUS OF AGRICULTURE

Green County – Wisconsin

Farms with Native Hawaiian or Other Pacific Islander Operators Compared with All Farms



Data are not available at this geographic level for farms with Native Hawaiian or Other Pacific Islander operators.



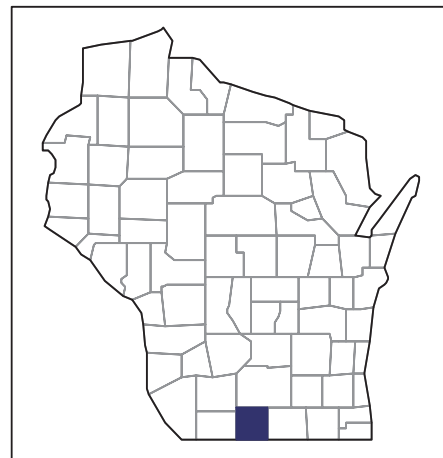
United States Department of Agriculture
National Agricultural Statistics Service

www.agcensus.usda.gov

2007 CENSUS OF AGRICULTURE

Green County – Wisconsin

**Farms with White Operators
Compared with All Farms**



Data are not available at this geographic level for farms with White operators.



United States Department of Agriculture
National Agricultural Statistics Service

www.agcensus.usda.gov

