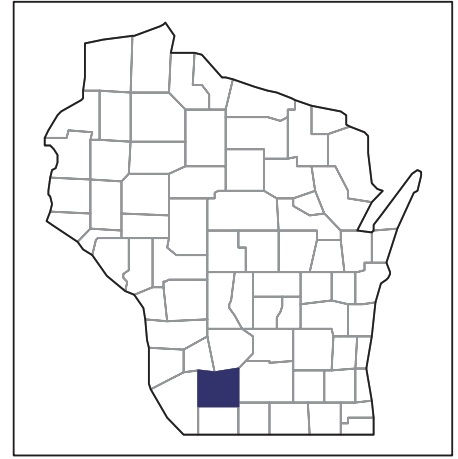


# 2007 CENSUS OF AGRICULTURE



## Iowa County – Wisconsin

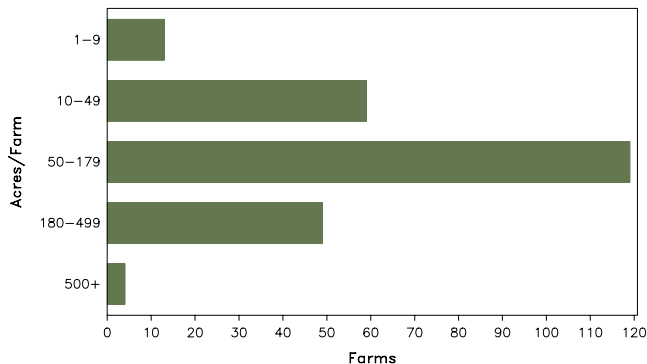
### Farms with Women Principal Operators Compared with All Farms

	Women Principal Operators	All Farms
<b>Number of Farms</b>	244	1,813
<b>Land in Farms</b>	31,528 acres	364,970 acres
<b>Average Size of Farm</b>	129 acres	201 acres
<b>Market Value of Products Sold</b>	\$5,919,000	\$157,947,000
Crop Sales	\$911,000	\$39,391,000
Livestock Sales	\$5,009,000	\$118,556,000
Average Per Farm	\$24,259	\$87,119
<b>Government Payments</b>	\$895,000	\$6,966,000
Average Per Farm Receiving Payments	\$4,840	\$4,775

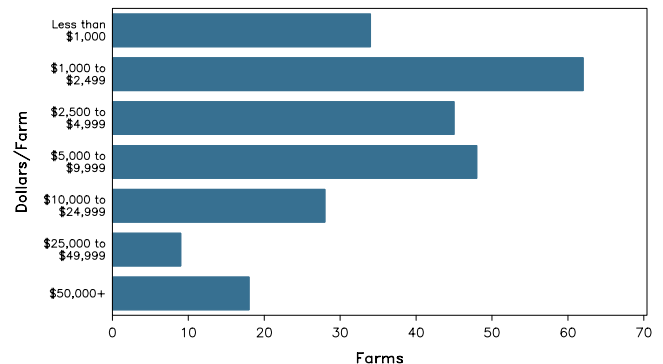
See footnotes on reverse page.

### Farms with Women Principal Operators

Farms by Size



Farms by Economic Size



# 2007 CENSUS OF AGRICULTURE

## Iowa County – Wisconsin Farms with Women Principal Operators

### Selected Highlights

Item	Farms	Quantity
<b>MARKET VALUE OF AGRICULTURAL PRODUCTS SOLD (\$1,000)</b>		
Total value of agricultural products sold	244	5,919
Value of crops including nursery and greenhouse	50	911
Value of livestock, poultry, and their products	91	5,009
<b>VALUE OF SALES BY COMMODITY GROUP (\$1,000)</b>		
Grains, oilseeds, dry beans, and dry peas	23	689
Tobacco	-	-
Cotton and cottonseed	-	-
Vegetables, melons, potatoes and sweet potatoes	4	(D)
Fruits, tree nuts, and berries	3	(D)
Nursery, greenhouse, floriculture, and sod	9	89
Cut Christmas trees and short rotation woody crops	-	-
Other crops and hay	19	51
Poultry and eggs	32	(D)
Cattle and calves	49	(D)
Milk and other dairy products from cows	13	4,348
Hogs and pigs	-	-
Sheep, goats, and their products	18	20
Horses, ponies, mules, burros, and donkeys	3	2
Aquaculture	-	-
Other animals and other animal products	8	62
<b>TOP CROP ITEMS (acres)</b>		
Forage - land used for all hay and haylage, grass silage, and greenchop	52	2,044
Corn for grain	20	1,407
Corn for silage or greenchop	14	754
Soybeans for beans	13	608
Oats for grain	6	207
<b>TOP LIVESTOCK INVENTORY ITEMS (number)</b>		
Cattle and calves	71	3,392
Layers	27	550
Horses and ponies	68	422
Sheep and lambs	14	268
Pullets for laying flock replacement	9	88

### Operator Characteristics

Item	Quantity
Primary occupation:	
Farming	67
Other	177
Days worked off farm:	
None	101
Any	143
Years on present farm:	
2 years or less	7
3 to 4 years	10
5 to 9 years	46
10 years or more	181
Age group:	
Under 45 years	29
45 to 64 years	133
65 years and over	82
Average age of principal operator (years)	60.2

### Economic Characteristics

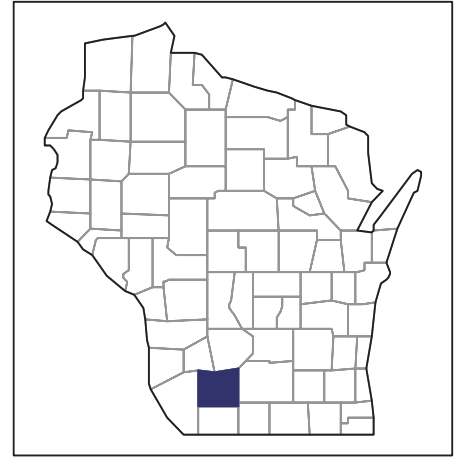
Item	Quantity
Farms by value of sales:	
Less than \$1,000	168
\$1,000 to \$2,499	20
\$2,500 to \$4,999	9
\$5,000 to \$9,999	7
\$10,000 to \$49,999	23
\$50,000 to \$99,999	8
\$100,000 to \$249,999	1
\$250,000 to \$499,999	5
\$500,000 or more	3
Total farm production expenses (\$1,000)	7,404
Average per farm (\$)	30,344
Net cash farm income of operation (\$1,000)	267
Average per farm (\$)	1,093
Value of agricultural products sold directly to individuals for human consumption (\$1,000)	67
Total organic product sales (\$1,000)	(D)
Total income from farm-related sources, gross before taxes and expenses (\$1,000)	856

See "Census of Agriculture, Volume 1, Geographic Area Series" for complete footnotes, explanations, definitions, and methodology.  
(D) Cannot be disclosed. (Z) Less than half of the unit shown.

# 2007 CENSUS OF AGRICULTURE

Iowa County – Wisconsin

Farms with Spanish, Hispanic, or Latino Operators Compared with All Farms



Data are not available at this geographic level for farms with Spanish, Hispanic, or Latino operators.



United States Department of Agriculture  
National Agricultural Statistics Service

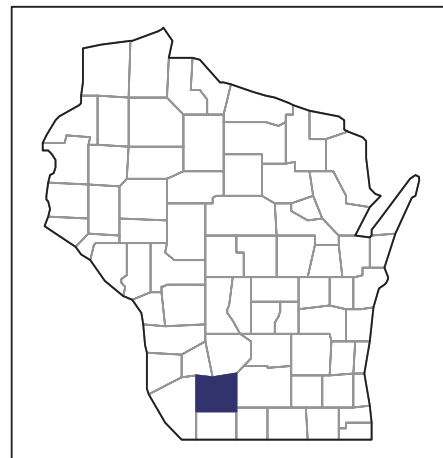
[www.agcensus.usda.gov](http://www.agcensus.usda.gov)



# 2007 CENSUS OF AGRICULTURE

Iowa County – Wisconsin

Farms with American Indian or Alaska Native Operators Compared with All Farms



Data are not available at this geographic level for farms with American Indian or Alaska Native operators.



United States Department of Agriculture  
National Agricultural Statistics Service

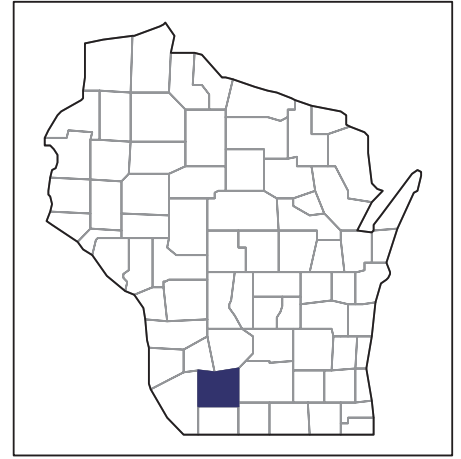
[www.agcensus.usda.gov](http://www.agcensus.usda.gov)



# 2007 CENSUS OF AGRICULTURE

Iowa County – Wisconsin

Farms with Asian Operators  
Compared with All Farms



Data are not available at this geographic level for farms with Asian operators.



United States Department of Agriculture  
National Agricultural Statistics Service

[www.agcensus.usda.gov](http://www.agcensus.usda.gov)

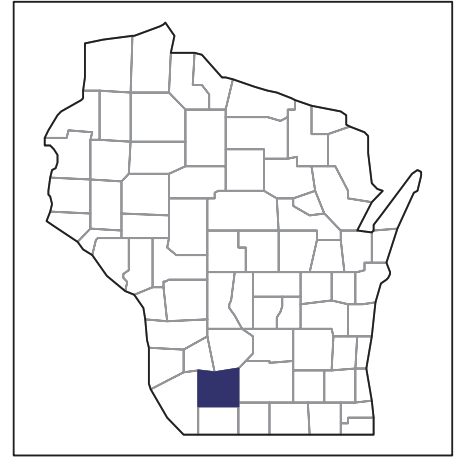




# 2007 CENSUS OF AGRICULTURE

Iowa County – Wisconsin

Farms with Black or African American Operators Compared with All Farms



Data are not available at this geographic level for farms with Black or African American operators.



United States Department of Agriculture  
National Agricultural Statistics Service

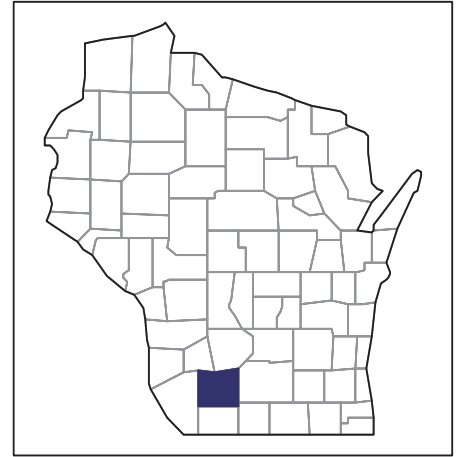
[www.agcensus.usda.gov](http://www.agcensus.usda.gov)



# 2007 CENSUS OF AGRICULTURE

Iowa County – Wisconsin

Farms with Native Hawaiian or Other Pacific Islander Operators Compared with All Farms



Data are not available at this geographic level for farms with Native Hawaiian or Other Pacific Islander operators.



United States Department of Agriculture  
National Agricultural Statistics Service

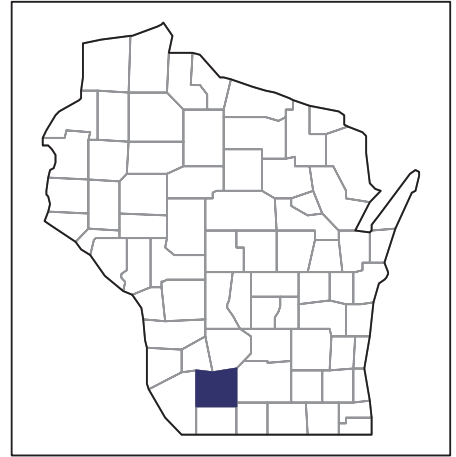
[www.agcensus.usda.gov](http://www.agcensus.usda.gov)



# 2007 CENSUS *OF* AGRICULTURE

Iowa County – Wisconsin

Farms with White Operators  
Compared with All Farms



Data are not available at this geographic level for farms with White operators.



United States Department of Agriculture  
National Agricultural Statistics Service

[www.agcensus.usda.gov](http://www.agcensus.usda.gov)

