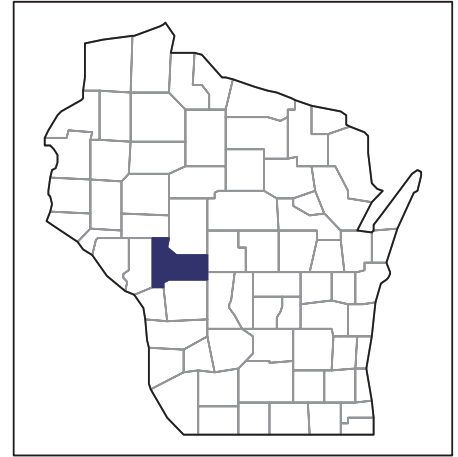


2007 CENSUS OF AGRICULTURE



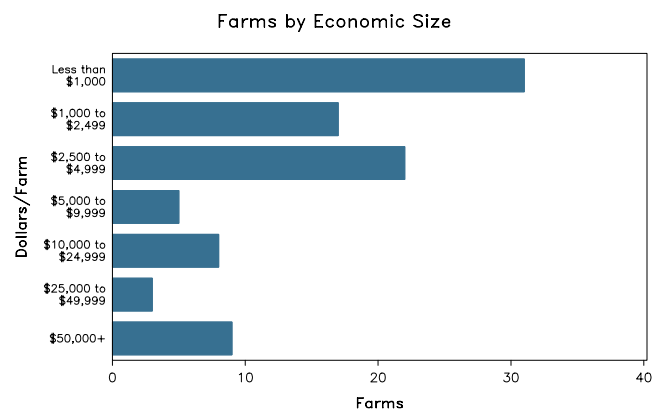
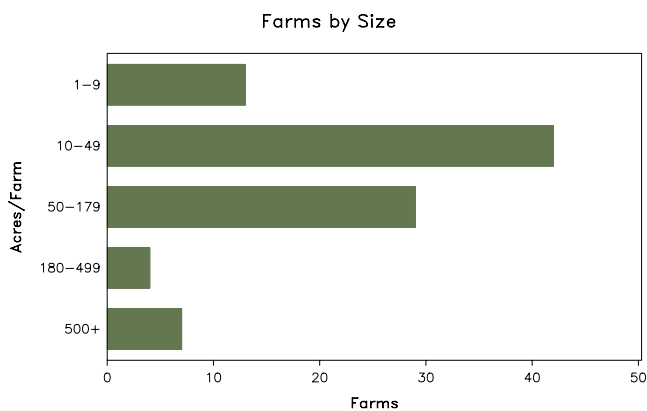
Jackson County – Wisconsin

Farms with Women Principal Operators Compared with All Farms

	Women Principal Operators	All Farms
Number of Farms	95	945
Land in Farms	11,549 acres	238,978 acres
Average Size of Farm	122 acres	253 acres
Market Value of Products Sold	\$4,640,000	\$121,012,000
Crop Sales	\$4,030,000	\$55,147,000
Livestock Sales	\$610,000	\$65,864,000
Average Per Farm	\$48,846	\$128,055
Government Payments	\$58,000	\$2,273,000
Average Per Farm Receiving Payments	\$1,753	\$3,795

See footnotes on reverse page.

Farms with Women Principal Operators



2007 CENSUS OF AGRICULTURE

Jackson County – Wisconsin Farms with Women Principal Operators

Selected Highlights

Item	Farms	Quantity
MARKET VALUE OF AGRICULTURAL PRODUCTS SOLD (\$1,000)		
Total value of agricultural products sold	95	4,640
Value of crops including nursery and greenhouse	32	4,030
Value of livestock, poultry, and their products	41	610
VALUE OF SALES BY COMMODITY GROUP (\$1,000)		
Grains, oilseeds, dry beans, and dry peas	14	79
Tobacco	-	-
Cotton and cottonseed	-	-
Vegetables, melons, potatoes and sweet potatoes	2	(D)
Fruits, tree nuts, and berries	6	3,306
Nursery, greenhouse, floriculture, and sod	4	(D)
Cut Christmas trees and short rotation woody crops	2	(D)
Other crops and hay	12	(D)
Poultry and eggs	10	7
Cattle and calves	10	(D)
Milk and other dairy products from cows	4	418
Hogs and pigs	7	(D)
Sheep, goats, and their products	7	(D)
Horses, ponies, mules, burros, and donkeys	18	67
Aquaculture	-	-
Other animals and other animal products	6	8
TOP CROP ITEMS (acres)		
Forage - land used for all hay and haylage, grass silage, and greenchop	25	917
Land in berries	6	400
Corn for grain	13	359
Cut Christmas trees	2	(D)
Oats for grain	3	79
TOP LIVESTOCK INVENTORY ITEMS (number)		
Cattle and calves	21	542
Layers	17	361
Horses and ponies	35	230
Hogs and pigs	7	(D)
Sheep and lambs	8	99

Operator Characteristics

Item	Quantity
Primary occupation:	
Farming	32
Other	63
Days worked off farm:	
None	17
Any	78
Years on present farm:	
2 years or less	6
3 to 4 years	9
5 to 9 years	23
10 years or more	57
Age group:	
Under 45 years	24
45 to 64 years	46
65 years and over	25
Average age of principal operator (years)	55.9

Economic Characteristics

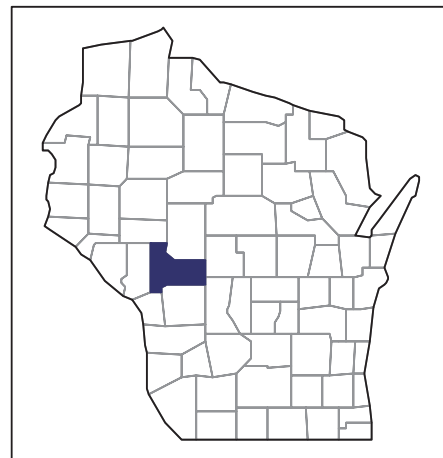
Item	Quantity
Farms by value of sales:	
Less than \$1,000	52
\$1,000 to \$2,499	5
\$2,500 to \$4,999	13
\$5,000 to \$9,999	5
\$10,000 to \$49,999	11
\$50,000 to \$99,999	2
\$100,000 to \$249,999	2
\$250,000 to \$499,999	3
\$500,000 or more	2
Total farm production expenses (\$1,000)	3,903
Average per farm (\$)	41,080
Net cash farm income of operation (\$1,000)	987
Average per farm (\$)	10,387
Value of agricultural products sold directly to individuals for human consumption (\$1,000)	2
Total organic product sales (\$1,000)	-
Total income from farm-related sources, gross before taxes and expenses (\$1,000)	191

See "Census of Agriculture, Volume 1, Geographic Area Series" for complete footnotes, explanations, definitions, and methodology.
(D) Cannot be disclosed. (Z) Less than half of the unit shown.

2007 CENSUS OF AGRICULTURE

Jackson County – Wisconsin

Farms with Spanish, Hispanic, or Latino Operators Compared with All Farms



Data are not available at this geographic level for farms with Spanish, Hispanic, or Latino operators.



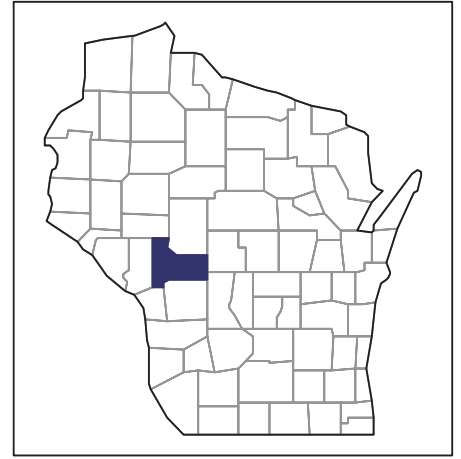
United States Department of Agriculture
National Agricultural Statistics Service

www.agcensus.usda.gov

2007 CENSUS OF AGRICULTURE

Jackson County – Wisconsin

Farms with American Indian or Alaska Native Operators Compared with All Farms



Data are not available at this geographic level for farms with American Indian or Alaska Native operators.



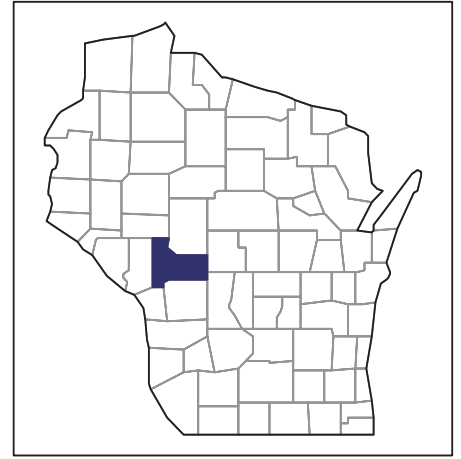
United States Department of Agriculture
National Agricultural Statistics Service

www.agcensus.usda.gov

2007 CENSUS OF AGRICULTURE

Jackson County – Wisconsin

Farms with Asian Operators
Compared with All Farms



Data are not available at this geographic level for farms with Asian operators.



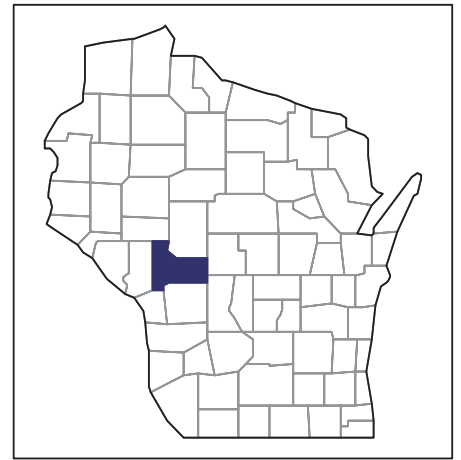
United States Department of Agriculture
National Agricultural Statistics Service

www.agcensus.usda.gov

2007 CENSUS OF AGRICULTURE

Jackson County – Wisconsin

Farms with Black or African American Operators Compared with All Farms



Data are not available at this geographic level for farms with Black or African American operators.



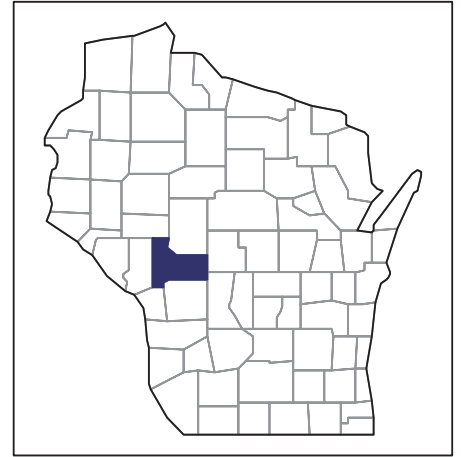
United States Department of Agriculture
National Agricultural Statistics Service

www.agcensus.usda.gov

2007 CENSUS OF AGRICULTURE

Jackson County – Wisconsin

Farms with Native Hawaiian or Other Pacific Islander Operators Compared with All Farms



Data are not available at this geographic level for farms with Native Hawaiian or Other Pacific Islander operators.



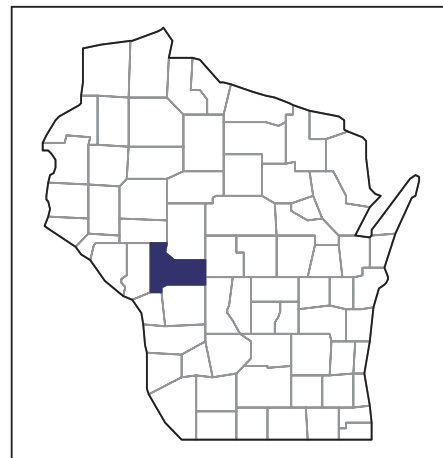
United States Department of Agriculture
National Agricultural Statistics Service

www.agcensus.usda.gov

2007 CENSUS *OF* **AGRICULTURE**

Jackson County – Wisconsin

**Farms with White Operators
Compared with All Farms**



Data are not available at this geographic level for farms with White operators.



United States Department of Agriculture
National Agricultural Statistics Service

www.agcensus.usda.gov

