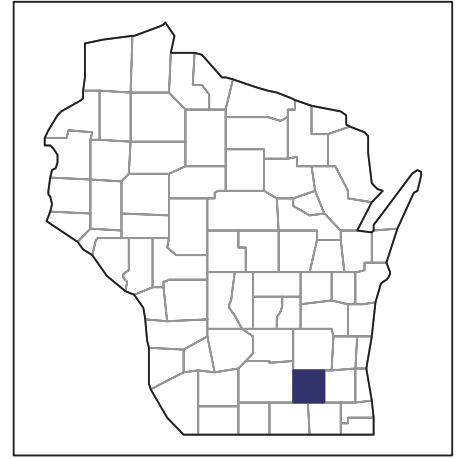


2007 CENSUS OF AGRICULTURE



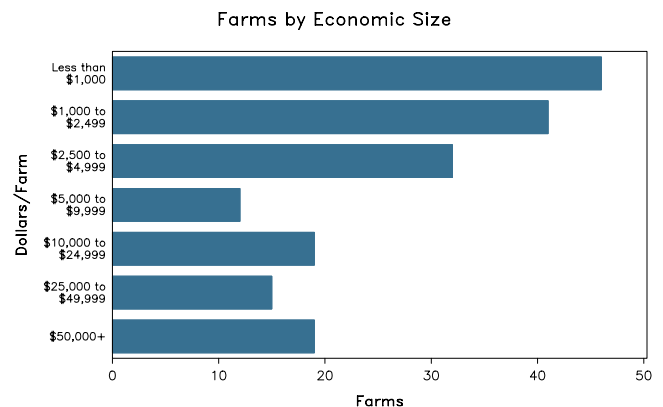
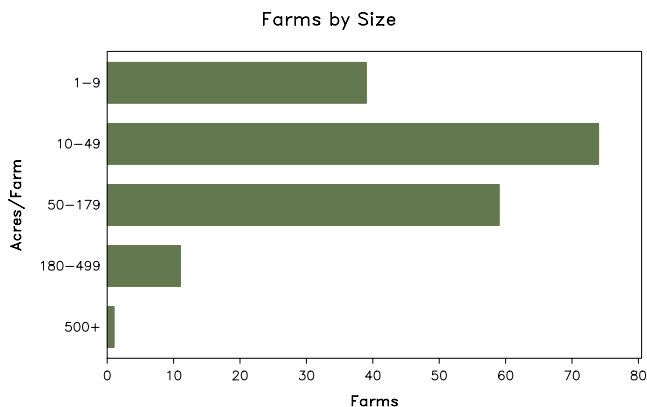
Jefferson County – Wisconsin

Farms with Women Principal Operators Compared with All Farms

	Women Principal Operators	All Farms
Number of Farms	184	1,434
Land in Farms	11,411 acres	244,238 acres
Average Size of Farm	62 acres	170 acres
Market Value of Products Sold	\$8,127,000	\$209,294,000
Crop Sales	\$1,735,000	\$86,383,000
Livestock Sales	\$6,392,000	\$122,911,000
Average Per Farm	\$44,168	\$145,951
Government Payments	\$178,000	\$4,095,000
Average Per Farm Receiving Payments	\$2,045	\$3,949

See footnotes on reverse page.

Farms with Women Principal Operators



2007 CENSUS OF AGRICULTURE

Jefferson County – Wisconsin Farms with Women Principal Operators

Selected Highlights

Item	Farms	Quantity
MARKET VALUE OF AGRICULTURAL PRODUCTS SOLD (\$1,000)		
Total value of agricultural products sold	184	8,127
Value of crops including nursery and greenhouse	73	1,735
Value of livestock, poultry, and their products	76	6,392
VALUE OF SALES BY COMMODITY GROUP (\$1,000)		
Grains, oilseeds, dry beans, and dry peas	38	987
Tobacco	-	-
Cotton and cottonseed	-	-
Vegetables, melons, potatoes and sweet potatoes	9	(D)
Fruits, tree nuts, and berries	3	10
Nursery, greenhouse, floriculture, and sod	6	(D)
Cut Christmas trees and short rotation woody crops	-	-
Other crops and hay	43	119
Poultry and eggs	33	34
Cattle and calves	31	(D)
Milk and other dairy products from cows	11	1,427
Hogs and pigs	13	55
Sheep, goats, and their products	21	36
Horses, ponies, mules, burros, and donkeys	10	94
Aquaculture	1	(D)
Other animals and other animal products	4	-
TOP CROP ITEMS (acres)		
Corn for grain	34	2,091
Forage - land used for all hay and haylage, grass silage, and greenchop	78	1,611
Soybeans for beans	20	803
Wheat for grain, all	7	181
Corn for silage or greenchop	6	106
TOP LIVESTOCK INVENTORY ITEMS (number)		
Cattle and calves	33	3,801
Layers	29	1,051
Horses and ponies	74	593
Sheep and lambs	20	525
Pheasants	3	480

Operator Characteristics

Item	Quantity
Primary occupation:	
Farming	74
Other	110
Days worked off farm:	
None	66
Any	118
Years on present farm:	
2 years or less	5
3 to 4 years	17
5 to 9 years	40
10 years or more	122
Age group:	
Under 45 years	32
45 to 64 years	109
65 years and over	43
Average age of principal operator (years)	57.1

Economic Characteristics

Item	Quantity
Farms by value of sales:	
Less than \$1,000	75
\$1,000 to \$2,499	26
\$2,500 to \$4,999	27
\$5,000 to \$9,999	8
\$10,000 to \$49,999	31
\$50,000 to \$99,999	6
\$100,000 to \$249,999	7
\$250,000 to \$499,999	-
\$500,000 or more	4
Total farm production expenses (\$1,000)	8,189
Average per farm (\$)	44,503
Net cash farm income of operation (\$1,000)	616
Average per farm (\$)	3,347
Value of agricultural products sold directly to individuals for human consumption (\$1,000)	51
Total organic product sales (\$1,000)	29
Total income from farm-related sources, gross before taxes and expenses (\$1,000)	500

See "Census of Agriculture, Volume 1, Geographic Area Series" for complete footnotes, explanations, definitions, and methodology.
(D) Cannot be disclosed. (Z) Less than half of the unit shown.

2007 CENSUS OF AGRICULTURE

Jefferson County – Wisconsin

Farms with Spanish, Hispanic, or Latino Operators Compared with All Farms



Data are not available at this geographic level for farms with Spanish, Hispanic, or Latino operators.



United States Department of Agriculture
National Agricultural Statistics Service

www.agcensus.usda.gov

2007 CENSUS OF AGRICULTURE

Jefferson County – Wisconsin

Farms with American Indian or Alaska Native Operators Compared with All Farms



Data are not available at this geographic level for farms with American Indian or Alaska Native operators.



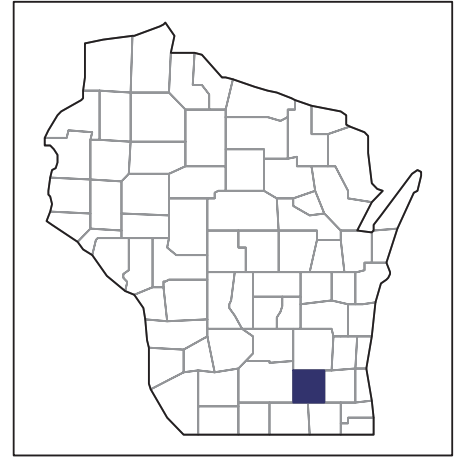
United States Department of Agriculture
National Agricultural Statistics Service

www.agcensus.usda.gov

2007 CENSUS OF AGRICULTURE

Jefferson County – Wisconsin

Farms with Asian Operators
Compared with All Farms



Data are not available at this geographic level for farms with Asian operators.



United States Department of Agriculture
National Agricultural Statistics Service

www.agcensus.usda.gov

2007 CENSUS OF AGRICULTURE

Jefferson County – Wisconsin

Farms with Black or African American Operators Compared with All Farms



Data are not available at this geographic level for farms with Black or African American operators.



United States Department of Agriculture
National Agricultural Statistics Service

www.agcensus.usda.gov

2007 CENSUS OF AGRICULTURE

Jefferson County – Wisconsin

Farms with Native Hawaiian or Other Pacific Islander Operators Compared with All Farms



Data are not available at this geographic level for farms with Native Hawaiian or Other Pacific Islander operators.



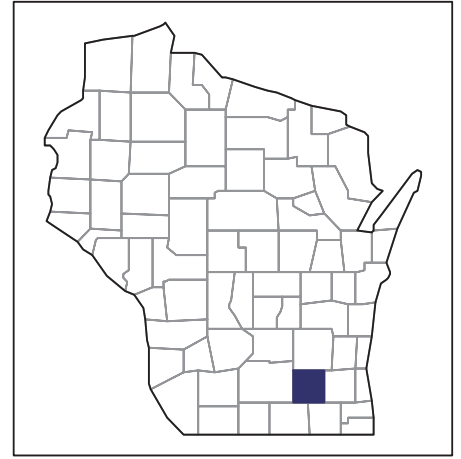
United States Department of Agriculture
National Agricultural Statistics Service

www.agcensus.usda.gov

2007 CENSUS OF AGRICULTURE

Jefferson County – Wisconsin

Farms with White Operators
Compared with All Farms



Data are not available at this geographic level for farms with White operators.



United States Department of Agriculture
National Agricultural Statistics Service

www.agcensus.usda.gov

