

2007 CENSUS OF AGRICULTURE



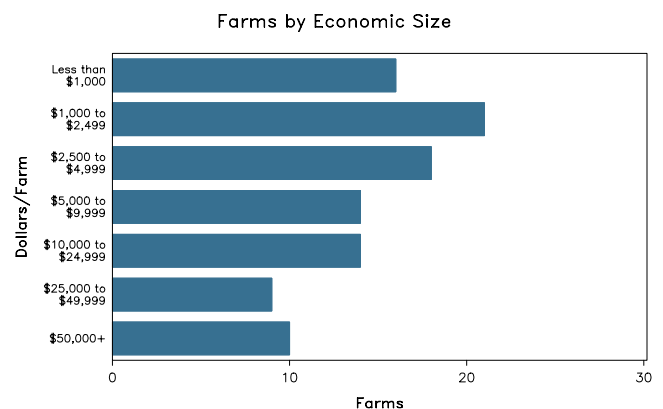
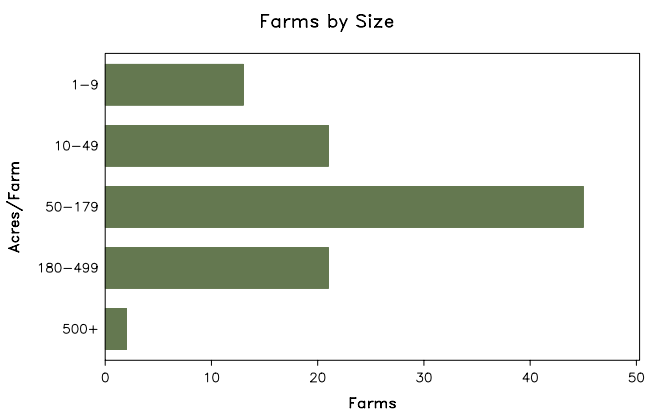
Juneau County – Wisconsin

Farms with Women Principal Operators Compared with All Farms

	Women Principal Operators	All Farms
Number of Farms	102	797
Land in Farms	11,845 acres	181,046 acres
Average Size of Farm	116 acres	227 acres
Market Value of Products Sold	\$2,857,000	\$90,269,000
Crop Sales	\$669,000	\$49,157,000
Livestock Sales	\$2,188,000	\$41,112,000
Average Per Farm	\$28,014	\$113,260
Government Payments	\$222,000	\$2,279,000
Average Per Farm Receiving Payments	\$3,223	\$4,284

See footnotes on reverse page.

Farms with Women Principal Operators



2007 CENSUS OF AGRICULTURE

Juneau County – Wisconsin Farms with Women Principal Operators

Selected Highlights

Item	Farms	Quantity
MARKET VALUE OF AGRICULTURAL PRODUCTS SOLD (\$1,000)		
Total value of agricultural products sold	102	2,857
Value of crops including nursery and greenhouse	41	669
Value of livestock, poultry, and their products	45	2,188
VALUE OF SALES BY COMMODITY GROUP (\$1,000)		
Grains, oilseeds, dry beans, and dry peas	25	(D)
Tobacco	-	-
Cotton and cottonseed	-	-
Vegetables, melons, potatoes and sweet potatoes	5	11
Fruits, tree nuts, and berries	1	(D)
Nursery, greenhouse, floriculture, and sod	3	(D)
Cut Christmas trees and short rotation woody crops	-	-
Other crops and hay	22	91
Poultry and eggs	12	66
Cattle and calves	28	554
Milk and other dairy products from cows	9	1,469
Hogs and pigs	4	(D)
Sheep, goats, and their products	5	35
Horses, ponies, mules, burros, and donkeys	7	12
Aquaculture	-	-
Other animals and other animal products	3	(D)
TOP CROP ITEMS (acres)		
Forage - land used for all hay and haylage, grass silage, and greenchop	37	1,270
Corn for grain	22	1,126
Soybeans for beans	11	598
Corn for silage or greenchop	7	312
Oats for grain	7	97
TOP LIVESTOCK INVENTORY ITEMS (number)		
Cattle and calves	40	1,446
Sheep and lambs	4	210
Layers	12	132
Horses and ponies	26	126
Goats, all	2	(D)

Operator Characteristics

Item	Quantity
Primary occupation:	
Farming	38
Other	64
Days worked off farm:	
None	41
Any	61
Years on present farm:	
2 years or less	7
3 to 4 years	5
5 to 9 years	18
10 years or more	72
Age group:	
Under 45 years	19
45 to 64 years	43
65 years and over	40
Average age of principal operator (years)	59.3

Economic Characteristics

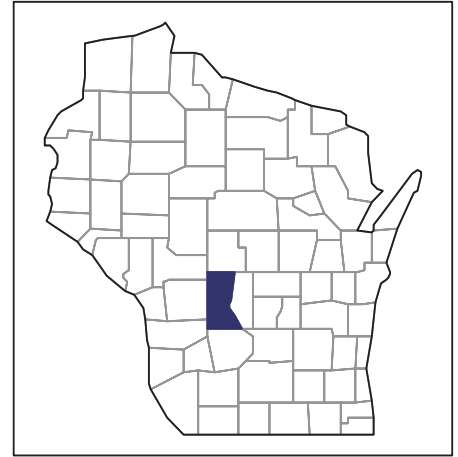
Item	Quantity
Farms by value of sales:	
Less than \$1,000	49
\$1,000 to \$2,499	7
\$2,500 to \$4,999	9
\$5,000 to \$9,999	8
\$10,000 to \$49,999	19
\$50,000 to \$99,999	2
\$100,000 to \$249,999	7
\$250,000 to \$499,999	-
\$500,000 or more	1
Total farm production expenses (\$1,000)	2,251
Average per farm (\$)	22,065
Net cash farm income of operation (\$1,000)	1,007
Average per farm (\$)	9,873
Value of agricultural products sold directly to individuals for human consumption (\$1,000)	30
Total organic product sales (\$1,000)	(D)
Total income from farm-related sources, gross before taxes and expenses (\$1,000)	178

See "Census of Agriculture, Volume 1, Geographic Area Series" for complete footnotes, explanations, definitions, and methodology.
(D) Cannot be disclosed. (Z) Less than half of the unit shown.

2007 CENSUS OF AGRICULTURE

Juneau County – Wisconsin

Farms with Spanish, Hispanic, or Latino Operators Compared with All Farms



Data are not available at this geographic level for farms with Spanish, Hispanic, or Latino operators.



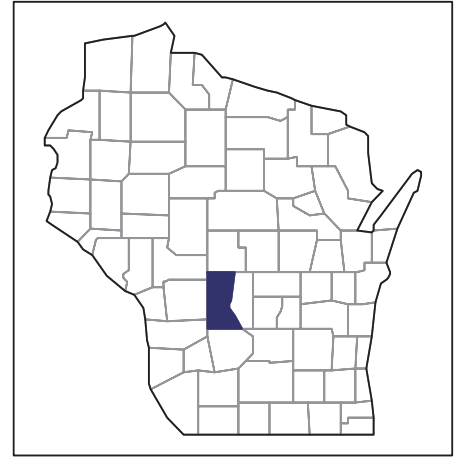
United States Department of Agriculture
National Agricultural Statistics Service

www.agcensus.usda.gov

2007 CENSUS OF AGRICULTURE

Juneau County – Wisconsin

Farms with American Indian or Alaska Native Operators Compared with All Farms



Data are not available at this geographic level for farms with American Indian or Alaska Native operators.



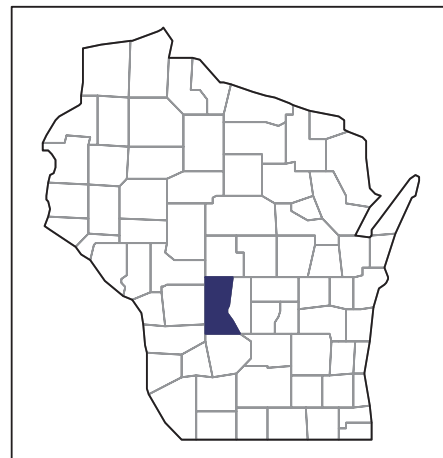
United States Department of Agriculture
National Agricultural Statistics Service

www.agcensus.usda.gov

2007 CENSUS *OF* AGRICULTURE

Juneau County – Wisconsin

**Farms with Asian Operators
Compared with All Farms**



Data are not available at this geographic level for farms with Asian operators.



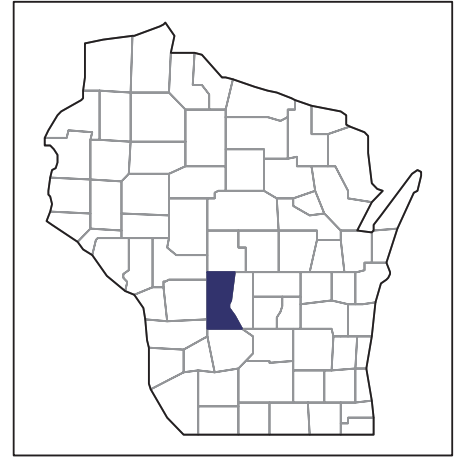
United States Department of Agriculture
National Agricultural Statistics Service

www.agcensus.usda.gov

2007 CENSUS OF AGRICULTURE

Juneau County – Wisconsin

Farms with Black or African American Operators Compared with All Farms



Data are not available at this geographic level for farms with Black or African American operators.



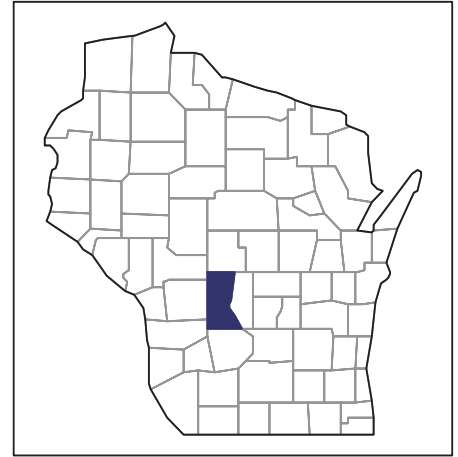
United States Department of Agriculture
National Agricultural Statistics Service

www.agcensus.usda.gov

2007 CENSUS OF AGRICULTURE

Juneau County – Wisconsin

Farms with Native Hawaiian or Other Pacific Islander Operators Compared with All Farms



Data are not available at this geographic level for farms with Native Hawaiian or Other Pacific Islander operators.



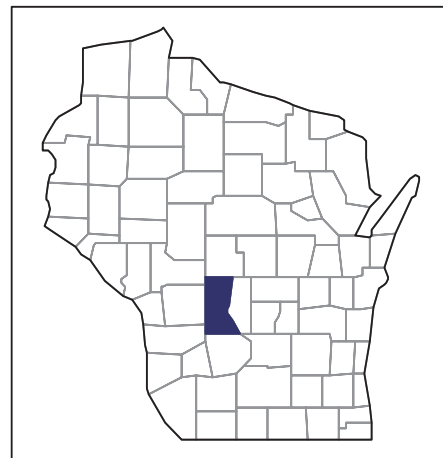
United States Department of Agriculture
National Agricultural Statistics Service

www.agcensus.usda.gov

2007 CENSUS OF AGRICULTURE

Juneau County – Wisconsin

**Farms with White Operators
Compared with All Farms**



Data are not available at this geographic level for farms with White operators.



United States Department of Agriculture
National Agricultural Statistics Service

www.agcensus.usda.gov

