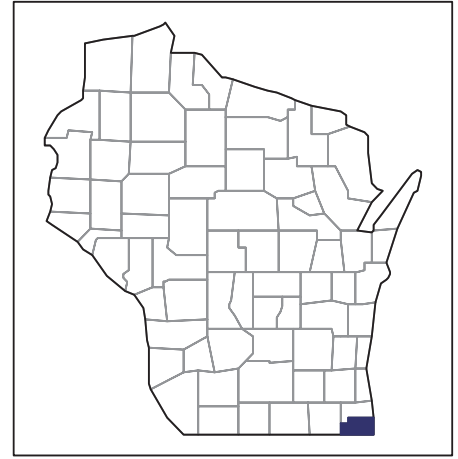


2007 CENSUS OF AGRICULTURE



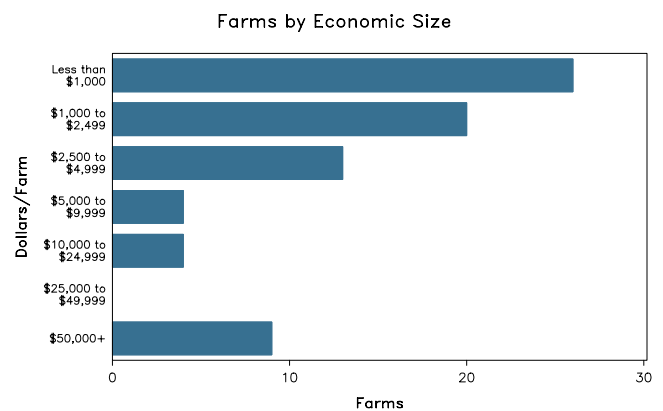
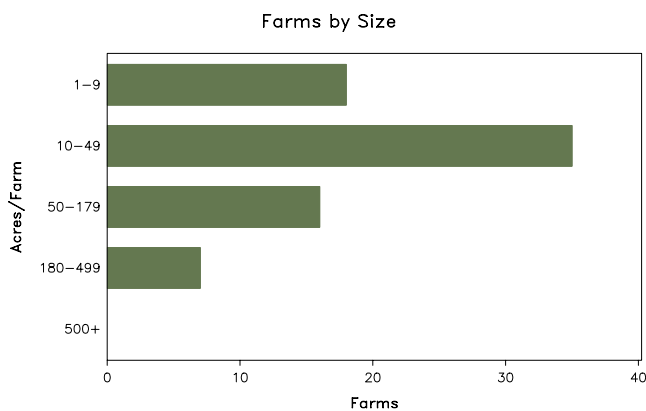
Kenosha County – Wisconsin

Farms with Women Principal Operators Compared with All Farms

	Women Principal Operators	All Farms
Number of Farms	76	460
Land in Farms	4,490 acres	84,345 acres
Average Size of Farm	59 acres	183 acres
Market Value of Products Sold	\$1,203,000	\$59,726,000
Crop Sales	\$1,015,000	\$42,333,000
Livestock Sales	\$187,000	\$17,393,000
Average Per Farm	\$15,825	\$129,839
Government Payments	\$54,000	\$1,245,000
Average Per Farm Receiving Payments	\$3,013	\$6,131

See footnotes on reverse page.

Farms with Women Principal Operators



2007 CENSUS OF AGRICULTURE

Kenosha County – Wisconsin Farms with Women Principal Operators

Selected Highlights

Item	Farms	Quantity
MARKET VALUE OF AGRICULTURAL PRODUCTS SOLD (\$1,000)		
Total value of agricultural products sold	76	1,203
Value of crops including nursery and greenhouse	28	1,015
Value of livestock, poultry, and their products	33	187
VALUE OF SALES BY COMMODITY GROUP (\$1,000)		
Grains, oilseeds, dry beans, and dry peas	7	(D)
Tobacco	-	-
Cotton and cottonseed	-	-
Vegetables, melons, potatoes and sweet potatoes	-	-
Fruits, tree nuts, and berries	2	(D)
Nursery, greenhouse, floriculture, and sod	2	(D)
Cut Christmas trees and short rotation woody crops	-	-
Other crops and hay	21	71
Poultry and eggs	4	5
Cattle and calves	7	(D)
Milk and other dairy products from cows	1	(D)
Hogs and pigs	3	9
Sheep, goats, and their products	9	(D)
Horses, ponies, mules, burros, and donkeys	12	27
Aquaculture	-	-
Other animals and other animal products	8	(D)
TOP CROP ITEMS (acres)		
Forage - land used for all hay and haylage, grass silage, and greenchop	35	1,097
Soybeans for beans	7	585
Corn for grain	6	507
Wheat for grain, all	2	(D)
Apples	2	(D)
TOP LIVESTOCK INVENTORY ITEMS (number)		
Horses and ponies	49	818
Broilers and other meat-type chickens	3	328
Layers	6	300
Cattle and calves	5	119
Sheep and lambs	8	112

Operator Characteristics

Item	Quantity
Primary occupation:	
Farming	42
Other	34
Days worked off farm:	
None	22
Any	54
Years on present farm:	
2 years or less	3
3 to 4 years	1
5 to 9 years	13
10 years or more	59
Age group:	
Under 45 years	12
45 to 64 years	48
65 years and over	16
Average age of principal operator (years)	55.0

Economic Characteristics

Item	Quantity
Farms by value of sales:	
Less than \$1,000	31
\$1,000 to \$2,499	21
\$2,500 to \$4,999	8
\$5,000 to \$9,999	3
\$10,000 to \$49,999	4
\$50,000 to \$99,999	4
\$100,000 to \$249,999	5
\$250,000 to \$499,999	-
\$500,000 or more	-
Total farm production expenses (\$1,000)	2,850
Average per farm (\$)	37,503
Net cash farm income of operation (\$1,000)	310
Average per farm (\$)	4,076
Value of agricultural products sold directly to individuals for human consumption (\$1,000)	368
Total organic product sales (\$1,000)	-
Total income from farm-related sources, gross before taxes and expenses (\$1,000)	1,903

See "Census of Agriculture, Volume 1, Geographic Area Series" for complete footnotes, explanations, definitions, and methodology.
(D) Cannot be disclosed. (Z) Less than half of the unit shown.

2007 CENSUS OF AGRICULTURE

Kenosha County – Wisconsin

Farms with Spanish, Hispanic, or Latino Operators Compared with All Farms



Data are not available at this geographic level for farms with Spanish, Hispanic, or Latino operators.



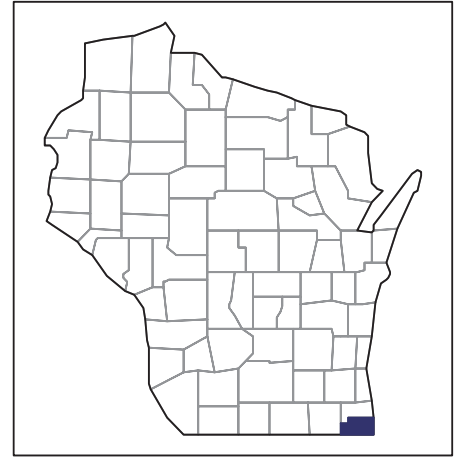
United States Department of Agriculture
National Agricultural Statistics Service

www.agcensus.usda.gov

2007 CENSUS *OF* AGRICULTURE

Kenosha County – Wisconsin

Farms with American Indian or Alaska Native Operators Compared with All Farms



Data are not available at this geographic level for farms with American Indian or Alaska Native operators.



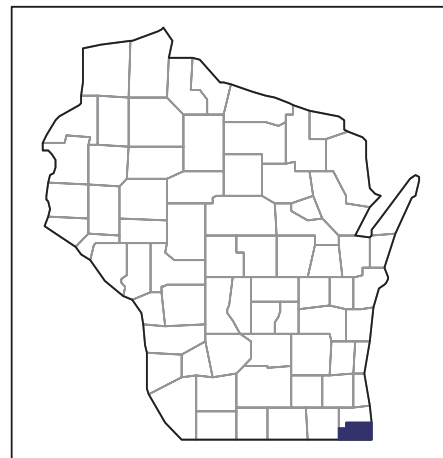
United States Department of Agriculture
National Agricultural Statistics Service

www.agcensus.usda.gov

2007 CENSUS *OF* AGRICULTURE

Kenosha County – Wisconsin

**Farms with Asian Operators
Compared with All Farms**



Data are not available at this geographic level for farms with Asian operators.



United States Department of Agriculture
National Agricultural Statistics Service

www.agcensus.usda.gov

2007 CENSUS OF AGRICULTURE

Kenosha County – Wisconsin

Farms with Black or African American Operators Compared with All Farms



Data are not available at this geographic level for farms with Black or African American operators.



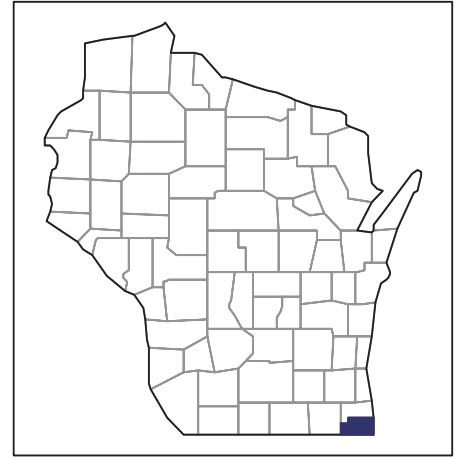
United States Department of Agriculture
National Agricultural Statistics Service

www.agcensus.usda.gov

2007 CENSUS OF AGRICULTURE

Kenosha County – Wisconsin

Farms with Native Hawaiian or Other Pacific Islander Operators Compared with All Farms



Data are not available at this geographic level for farms with Native Hawaiian or Other Pacific Islander operators.



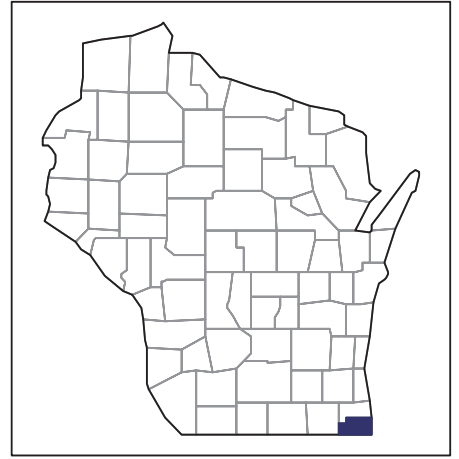
United States Department of Agriculture
National Agricultural Statistics Service

www.agcensus.usda.gov

2007 CENSUS *OF* AGRICULTURE

Kenosha County – Wisconsin

**Farms with White Operators
Compared with All Farms**



Data are not available at this geographic level for farms with White operators.



United States Department of Agriculture
National Agricultural Statistics Service

www.agcensus.usda.gov

