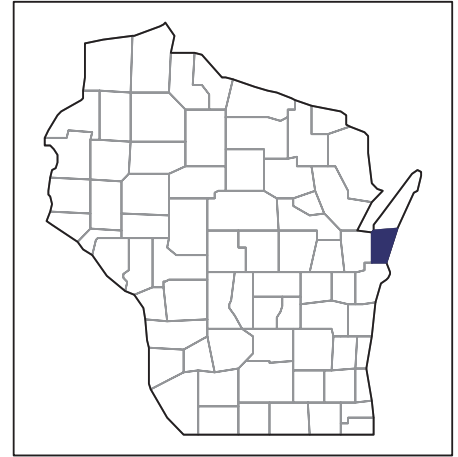


2007 CENSUS OF AGRICULTURE



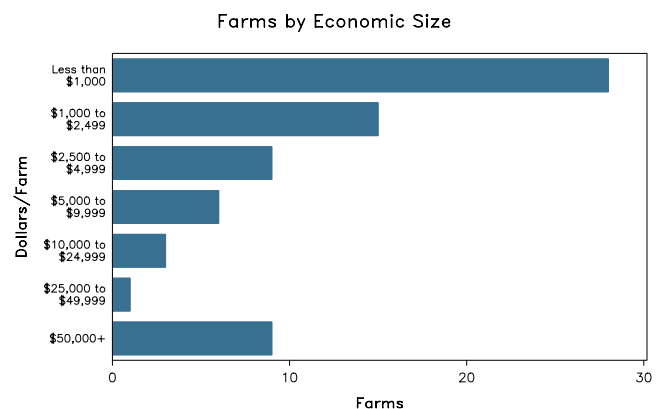
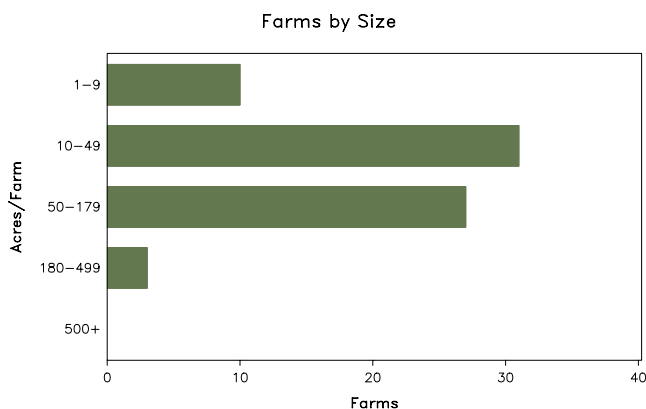
Kewaunee County – Wisconsin

Farms with Women Principal Operators Compared with All Farms

	Women Principal Operators	All Farms
Number of Farms	71	893
Land in Farms	4,426 acres	175,449 acres
Average Size of Farm	62 acres	196 acres
Market Value of Products Sold	\$1,341,000	\$194,915,000
Crop Sales	\$152,000	\$36,100,000
Livestock Sales	\$1,189,000	\$158,815,000
Average Per Farm	\$18,886	\$218,270
Government Payments	\$83,000	\$2,654,000
Average Per Farm Receiving Payments	\$2,375	\$3,909

See footnotes on reverse page.

Farms with Women Principal Operators



2007 CENSUS OF AGRICULTURE

Kewaunee County – Wisconsin Farms with Women Principal Operators

Selected Highlights

Item	Farms	Quantity
MARKET VALUE OF AGRICULTURAL PRODUCTS SOLD (\$1,000)		
Total value of agricultural products sold	71	1,341
Value of crops including nursery and greenhouse	14	152
Value of livestock, poultry, and their products	29	1,189
VALUE OF SALES BY COMMODITY GROUP (\$1,000)		
Grains, oilseeds, dry beans, and dry peas	3	115
Tobacco	-	-
Cotton and cottonseed	-	-
Vegetables, melons, potatoes and sweet potatoes	1	(D)
Fruits, tree nuts, and berries	-	-
Nursery, greenhouse, floriculture, and sod	1	(D)
Cut Christmas trees and short rotation woody crops	-	-
Other crops and hay	11	(D)
Poultry and eggs	10	19
Cattle and calves	19	(D)
Milk and other dairy products from cows	7	912
Hogs and pigs	3	(D)
Sheep, goats, and their products	3	1
Horses, ponies, mules, burros, and donkeys	8	32
Aquaculture	-	-
Other animals and other animal products	-	-
TOP CROP ITEMS (acres)		
Forage - land used for all hay and haylage, grass silage, and greenchop	29	900
Corn for silage or greenchop	7	436
Corn for grain	3	186
Soybeans for beans	3	154
Wheat for grain, all	2	(D)
TOP LIVESTOCK INVENTORY ITEMS (number)		
Cattle and calves	21	904
Layers	9	667
Horses and ponies	27	294
Broilers and other meat-type chickens	3	110
Pullets for laying flock replacement	2	(D)

Operator Characteristics

Item	Quantity
Primary occupation:	
Farming	36
Other	35
Days worked off farm:	
None	37
Any	34
Years on present farm:	
2 years or less	-
3 to 4 years	4
5 to 9 years	25
10 years or more	42
Age group:	
Under 45 years	13
45 to 64 years	36
65 years and over	22
Average age of principal operator (years)	58.9

Economic Characteristics

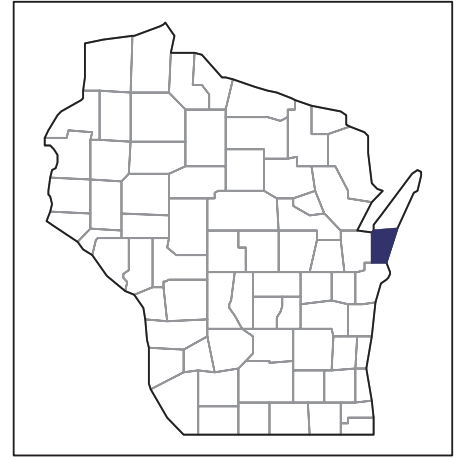
Item	Quantity
Farms by value of sales:	
Less than \$1,000	44
\$1,000 to \$2,499	4
\$2,500 to \$4,999	5
\$5,000 to \$9,999	5
\$10,000 to \$49,999	4
\$50,000 to \$99,999	5
\$100,000 to \$249,999	2
\$250,000 to \$499,999	2
\$500,000 or more	-
Total farm production expenses (\$1,000)	1,881
Average per farm (\$)	26,486
Net cash farm income of operation (\$1,000)	-85
Average per farm (\$)	-1,192
Value of agricultural products sold directly to individuals for human consumption (\$1,000)	6
Total organic product sales (\$1,000)	(D)
Total income from farm-related sources, gross before taxes and expenses (\$1,000)	372

See "Census of Agriculture, Volume 1, Geographic Area Series" for complete footnotes, explanations, definitions, and methodology.
(D) Cannot be disclosed. (Z) Less than half of the unit shown.

2007 CENSUS OF AGRICULTURE

Kewaunee County – Wisconsin

Farms with Spanish, Hispanic, or Latino Operators Compared with All Farms



Data are not available at this geographic level for farms with Spanish, Hispanic, or Latino operators.



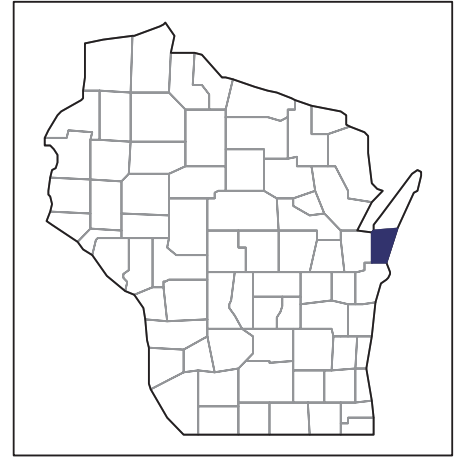
United States Department of Agriculture
National Agricultural Statistics Service

www.agcensus.usda.gov

2007 CENSUS OF AGRICULTURE

Kewaunee County – Wisconsin

Farms with American Indian or Alaska Native Operators Compared with All Farms



Data are not available at this geographic level for farms with American Indian or Alaska Native operators.



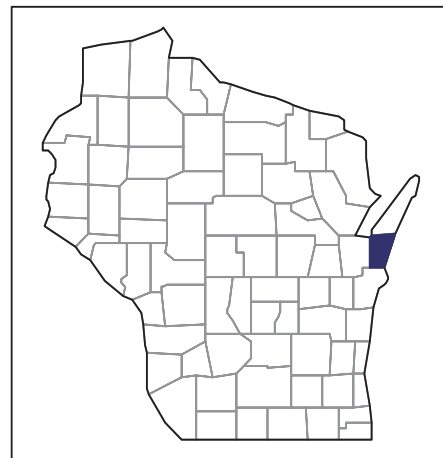
United States Department of Agriculture
National Agricultural Statistics Service

www.agcensus.usda.gov

2007 CENSUS *OF* AGRICULTURE

Kewaunee County – Wisconsin

**Farms with Asian Operators
Compared with All Farms**



Data are not available at this geographic level for farms with Asian operators.



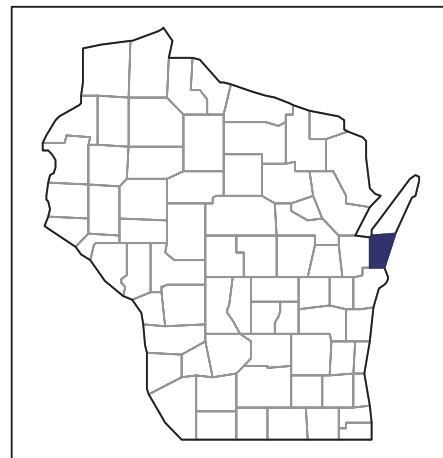
United States Department of Agriculture
National Agricultural Statistics Service

www.agcensus.usda.gov

2007 CENSUS *OF* **AGRICULTURE**

Kewaunee County – Wisconsin

**Farms with Black or African American
Operators Compared with All Farms**



Data are not available at this geographic level for farms with Black or African American operators.



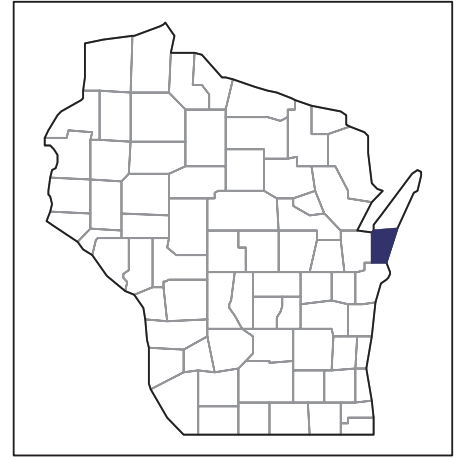
United States Department of Agriculture
National Agricultural Statistics Service

www.agcensus.usda.gov

2007 CENSUS OF AGRICULTURE

Kewaunee County – Wisconsin

Farms with Native Hawaiian or Other Pacific Islander Operators Compared with All Farms



Data are not available at this geographic level for farms with Native Hawaiian or Other Pacific Islander operators.



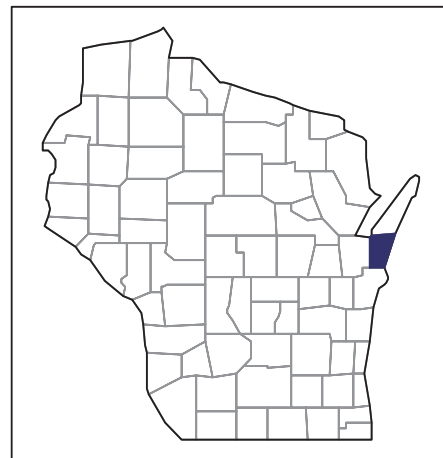
United States Department of Agriculture
National Agricultural Statistics Service

www.agcensus.usda.gov

2007 CENSUS *OF* AGRICULTURE

Kewaunee County – Wisconsin

**Farms with White Operators
Compared with All Farms**



Data are not available at this geographic level for farms with White operators.



United States Department of Agriculture
National Agricultural Statistics Service

www.agcensus.usda.gov

