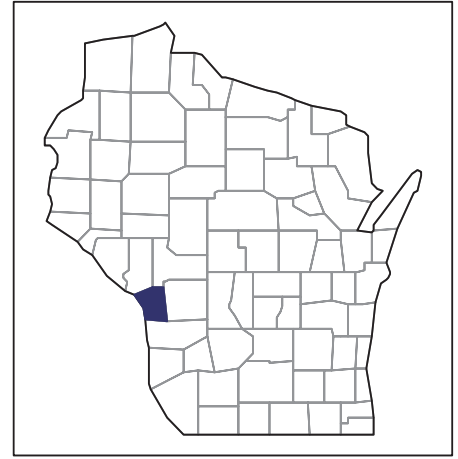


2007 CENSUS OF AGRICULTURE



La Crosse County – Wisconsin

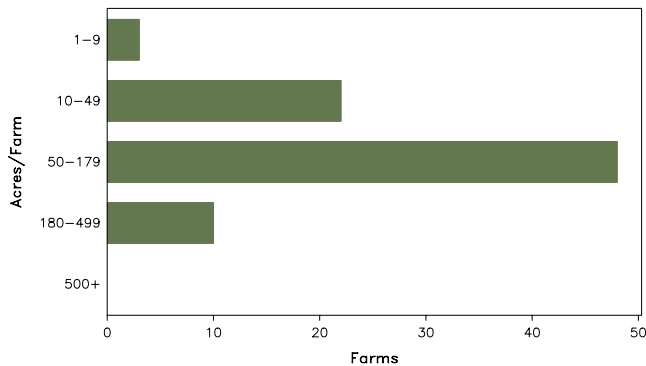
Farms with Women Principal Operators Compared with All Farms

	Women Principal Operators	All Farms
Number of Farms	83	845
Land in Farms	7,928 acres	165,368 acres
Average Size of Farm	96 acres	196 acres
Market Value of Products Sold	\$2,591,000	\$60,795,000
Crop Sales	\$648,000	\$17,880,000
Livestock Sales	\$1,944,000	\$42,916,000
Average Per Farm	\$31,217	\$71,947
Government Payments	\$90,000	\$1,725,000
Average Per Farm Receiving Payments	\$2,202	\$3,149

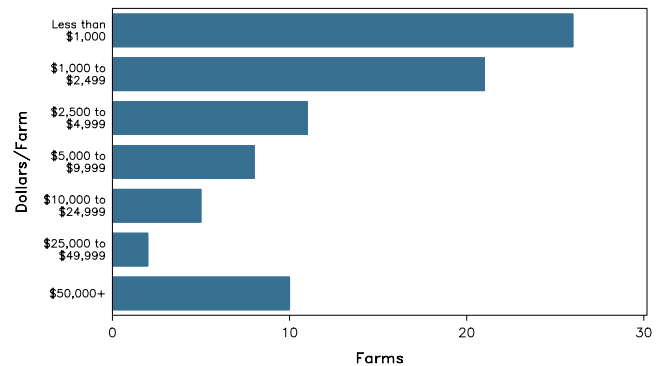
See footnotes on reverse page.

Farms with Women Principal Operators

Farms by Size



Farms by Economic Size



2007 CENSUS OF AGRICULTURE

La Crosse County – Wisconsin Farms with Women Principal Operators

Selected Highlights

Item	Farms	Quantity
MARKET VALUE OF AGRICULTURAL PRODUCTS SOLD (\$1,000)		
Total value of agricultural products sold	83	2,591
Value of crops including nursery and greenhouse	21	648
Value of livestock, poultry, and their products	39	1,944
VALUE OF SALES BY COMMODITY GROUP (\$1,000)		
Grains, oilseeds, dry beans, and dry peas	9	(D)
Tobacco	-	-
Cotton and cottonseed	-	-
Vegetables, melons, potatoes and sweet potatoes	3	(D)
Fruits, tree nuts, and berries	-	-
Nursery, greenhouse, floriculture, and sod	2	(D)
Cut Christmas trees and short rotation woody crops	-	-
Other crops and hay	10	27
Poultry and eggs	19	173
Cattle and calves	17	202
Milk and other dairy products from cows	5	(D)
Hogs and pigs	1	(D)
Sheep, goats, and their products	8	13
Horses, ponies, mules, burros, and donkeys	6	93
Aquaculture	-	-
Other animals and other animal products	2	(D)
TOP CROP ITEMS (acres)		
Forage - land used for all hay and haylage, grass silage, and greenchop	32	991
Corn for grain	10	452
Soybeans for beans	2	(D)
Barley for grain	2	(D)
Corn for silage or greenchop	5	38
TOP LIVESTOCK INVENTORY ITEMS (number)		
Layers	19	5,838
Cattle and calves	20	975
Horses and ponies	33	378
Goats, all	16	234
Pheasants	5	(D)

Operator Characteristics

Item	Quantity
Primary occupation:	
Farming	43
Other	40
Days worked off farm:	
None	34
Any	49
Years on present farm:	
2 years or less	2
3 to 4 years	4
5 to 9 years	10
10 years or more	67
Age group:	
Under 45 years	13
45 to 64 years	51
65 years and over	19
Average age of principal operator (years)	57.0

Economic Characteristics

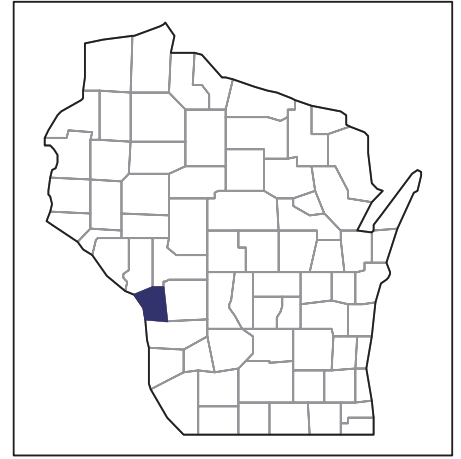
Item	Quantity
Farms by value of sales:	
Less than \$1,000	46
\$1,000 to \$2,499	12
\$2,500 to \$4,999	4
\$5,000 to \$9,999	4
\$10,000 to \$49,999	7
\$50,000 to \$99,999	6
\$100,000 to \$249,999	3
\$250,000 to \$499,999	-
\$500,000 or more	1
Total farm production expenses (\$1,000)	2,736
Average per farm (\$)	32,961
Net cash farm income of operation (\$1,000)	300
Average per farm (\$)	3,609
Value of agricultural products sold directly to individuals for human consumption (\$1,000)	5
Total organic product sales (\$1,000)	180
Total income from farm-related sources, gross before taxes and expenses (\$1,000)	354

See "Census of Agriculture, Volume 1, Geographic Area Series" for complete footnotes, explanations, definitions, and methodology.
(D) Cannot be disclosed. (Z) Less than half of the unit shown.

2007 CENSUS OF AGRICULTURE

La Crosse County – Wisconsin

Farms with Spanish, Hispanic, or Latino Operators Compared with All Farms



Data are not available at this geographic level for farms with Spanish, Hispanic, or Latino operators.



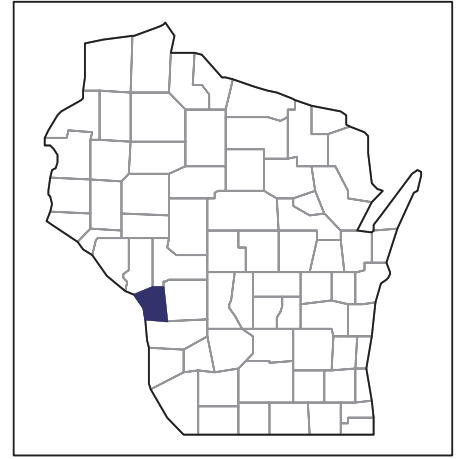
United States Department of Agriculture
National Agricultural Statistics Service

www.agcensus.usda.gov

2007 CENSUS OF AGRICULTURE

La Crosse County – Wisconsin

Farms with American Indian or Alaska Native Operators Compared with All Farms



Data are not available at this geographic level for farms with American Indian or Alaska Native operators.



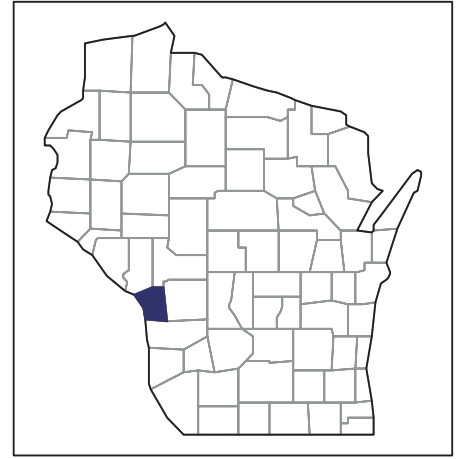
United States Department of Agriculture
National Agricultural Statistics Service

www.agcensus.usda.gov

2007 CENSUS OF AGRICULTURE

La Crosse County – Wisconsin

Farms with Asian Operators
Compared with All Farms



Data are not available at this geographic level for farms with Asian operators.



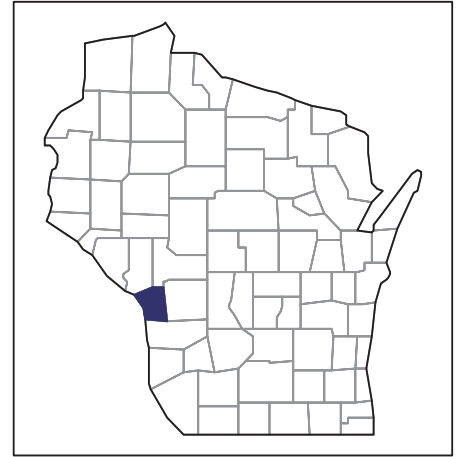
United States Department of Agriculture
National Agricultural Statistics Service

www.agcensus.usda.gov

2007 CENSUS OF AGRICULTURE

La Crosse County – Wisconsin

Farms with Black or African American Operators Compared with All Farms



Data are not available at this geographic level for farms with Black or African American operators.



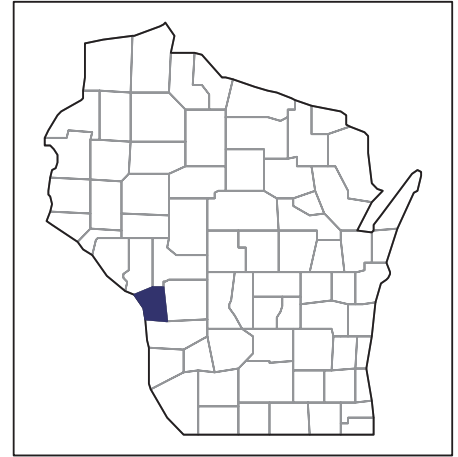
United States Department of Agriculture
National Agricultural Statistics Service

www.agcensus.usda.gov

2007 CENSUS OF AGRICULTURE

La Crosse County – Wisconsin

Farms with Native Hawaiian or Other Pacific Islander Operators Compared with All Farms



Data are not available at this geographic level for farms with Native Hawaiian or Other Pacific Islander operators.



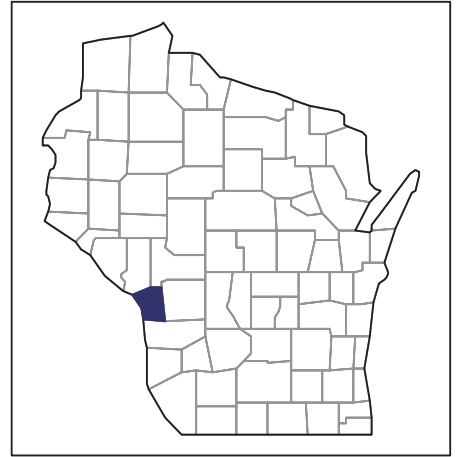
United States Department of Agriculture
National Agricultural Statistics Service

www.agcensus.usda.gov

2007 CENSUS OF AGRICULTURE

La Crosse County – Wisconsin

Farms with White Operators
Compared with All Farms



Data are not available at this geographic level for farms with White operators.



United States Department of Agriculture
National Agricultural Statistics Service

www.agcensus.usda.gov

