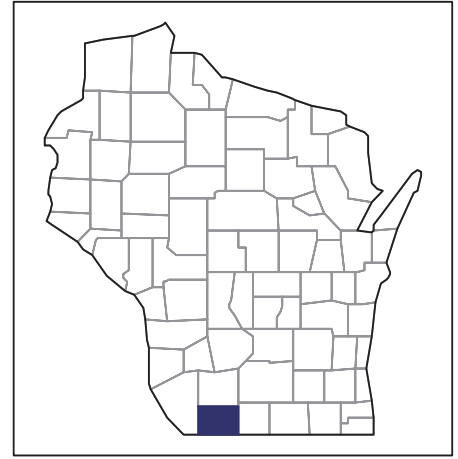


# 2007 CENSUS OF AGRICULTURE



## Lafayette County – Wisconsin

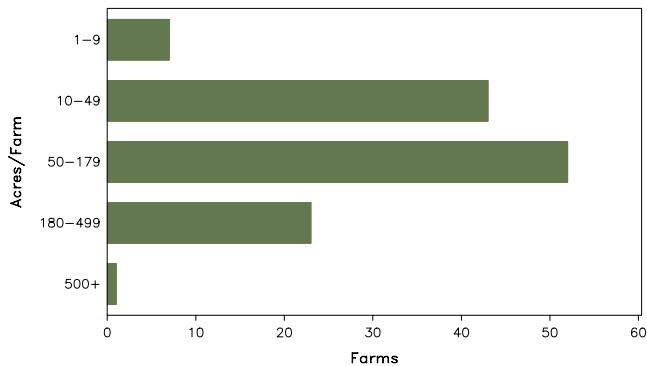
### Farms with Women Principal Operators Compared with All Farms

	Women Principal Operators	All Farms
<b>Number of Farms</b>	126	1,342
<b>Land in Farms</b>	15,400 acres	342,617 acres
<b>Average Size of Farm</b>	122 acres	255 acres
<b>Market Value of Products Sold</b>	\$11,148,000	\$219,271,000
Crop Sales	\$1,342,000	\$71,012,000
Livestock Sales	\$9,806,000	\$148,258,000
Average Per Farm	\$88,479	\$163,391
<b>Government Payments</b>	\$439,000	\$7,134,000
Average Per Farm Receiving Payments	\$5,702	\$6,940

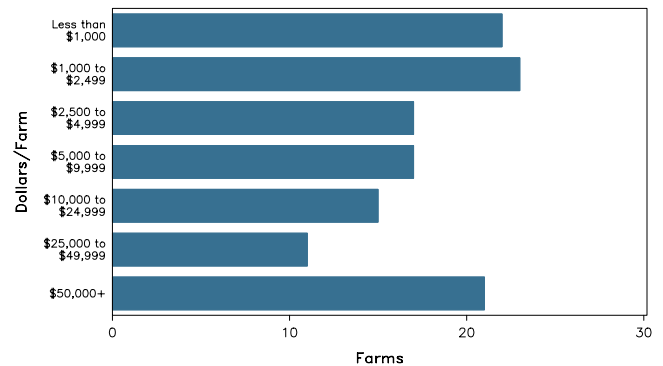
See footnotes on reverse page.

### Farms with Women Principal Operators

Farms by Size



Farms by Economic Size



# 2007 CENSUS OF AGRICULTURE

## Lafayette County – Wisconsin Farms with Women Principal Operators

### Selected Highlights

Item	Farms	Quantity
<b>MARKET VALUE OF AGRICULTURAL PRODUCTS SOLD (\$1,000)</b>		
Total value of agricultural products sold	126	11,148
Value of crops including nursery and greenhouse	33	1,342
Value of livestock, poultry, and their products	63	9,806
<b>VALUE OF SALES BY COMMODITY GROUP (\$1,000)</b>		
Grains, oilseeds, dry beans, and dry peas	27	1,267
Tobacco	-	-
Cotton and cottonseed	-	-
Vegetables, melons, potatoes and sweet potatoes	2	(D)
Fruits, tree nuts, and berries	-	-
Nursery, greenhouse, floriculture, and sod	-	-
Cut Christmas trees and short rotation woody crops	-	-
Other crops and hay	15	(D)
Poultry and eggs	15	18
Cattle and calves	37	786
Milk and other dairy products from cows	14	(D)
Hogs and pigs	6	(D)
Sheep, goats, and their products	19	251
Horses, ponies, mules, burros, and donkeys	5	(D)
Aquaculture	-	-
Other animals and other animal products	3	(D)
<b>TOP CROP ITEMS (acres)</b>		
Corn for grain	25	2,525
Forage - land used for all hay and haylage, grass silage, and greenchop	42	2,284
Soybeans for beans	17	689
Corn for silage or greenchop	12	574
Wheat for grain, all	3	130
<b>TOP LIVESTOCK INVENTORY ITEMS (number)</b>		
Cattle and calves	48	3,879
Goats, all	20	1,248
Layers	14	554
Pheasants	1	(D)
Horses and ponies	48	243

### Operator Characteristics

Item	Quantity
Primary occupation:	
Farming	52
Other	74
Days worked off farm:	
None	46
Any	80
Years on present farm:	
2 years or less	15
3 to 4 years	15
5 to 9 years	27
10 years or more	69
Age group:	
Under 45 years	27
45 to 64 years	55
65 years and over	44
Average age of principal operator (years)	56.7

### Economic Characteristics

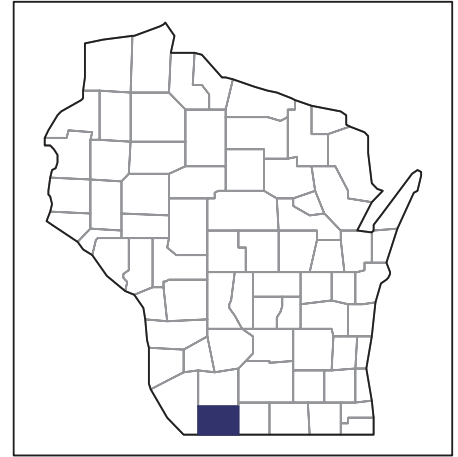
Item	Quantity
Farms by value of sales:	
Less than \$1,000	60
\$1,000 to \$2,499	15
\$2,500 to \$4,999	3
\$5,000 to \$9,999	11
\$10,000 to \$49,999	16
\$50,000 to \$99,999	5
\$100,000 to \$249,999	10
\$250,000 to \$499,999	4
\$500,000 or more	2
Total farm production expenses (\$1,000)	7,984
Average per farm (\$)	63,362
Net cash farm income of operation (\$1,000)	4,028
Average per farm (\$)	31,971
Value of agricultural products sold directly to individuals for human consumption (\$1,000)	10
Total organic product sales (\$1,000)	(D)
Total income from farm-related sources, gross before taxes and expenses (\$1,000)	425

See "Census of Agriculture, Volume 1, Geographic Area Series" for complete footnotes, explanations, definitions, and methodology.  
(D) Cannot be disclosed. (Z) Less than half of the unit shown.

# 2007 CENSUS OF AGRICULTURE

## Lafayette County – Wisconsin

### Farms with Spanish, Hispanic, or Latino Operators Compared with All Farms



Data are not available at this geographic level for farms with Spanish, Hispanic, or Latino operators.



United States Department of Agriculture  
National Agricultural Statistics Service

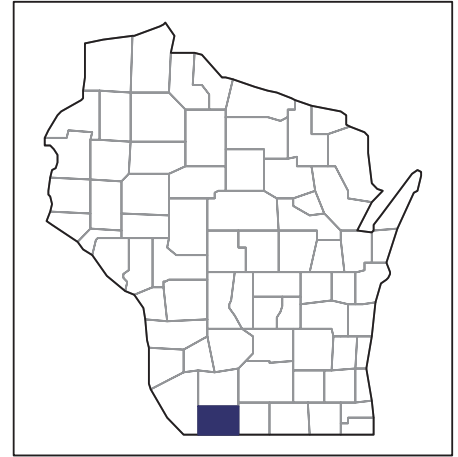
[www.agcensus.usda.gov](http://www.agcensus.usda.gov)



# 2007 CENSUS OF AGRICULTURE

## Lafayette County – Wisconsin

### Farms with American Indian or Alaska Native Operators Compared with All Farms



Data are not available at this geographic level for farms with American Indian or Alaska Native operators.



United States Department of Agriculture  
National Agricultural Statistics Service

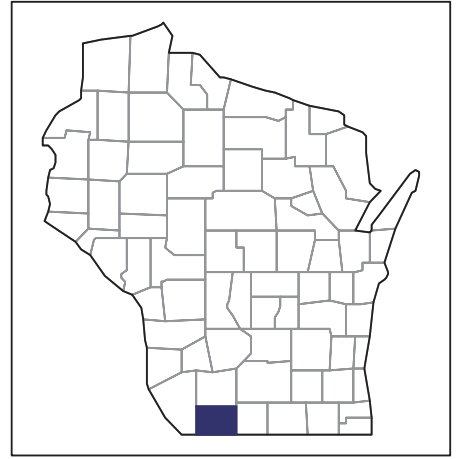
[www.agcensus.usda.gov](http://www.agcensus.usda.gov)



# 2007 CENSUS *OF* AGRICULTURE

Lafayette County – Wisconsin

Farms with Asian Operators  
Compared with All Farms



Data are not available at this geographic level for farms with Asian operators.



United States Department of Agriculture  
National Agricultural Statistics Service

[www.agcensus.usda.gov](http://www.agcensus.usda.gov)

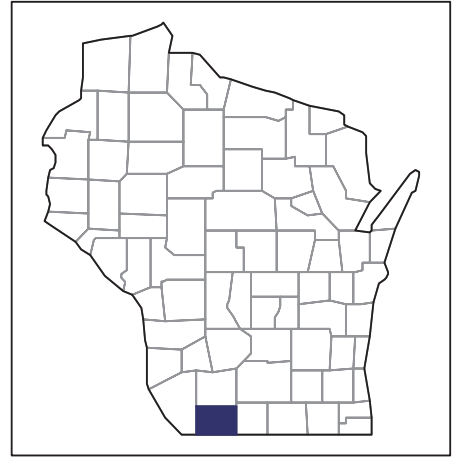




# 2007 CENSUS OF AGRICULTURE

## Lafayette County – Wisconsin

### Farms with Black or African American Operators Compared with All Farms



Data are not available at this geographic level for farms with Black or African American operators.



United States Department of Agriculture  
National Agricultural Statistics Service

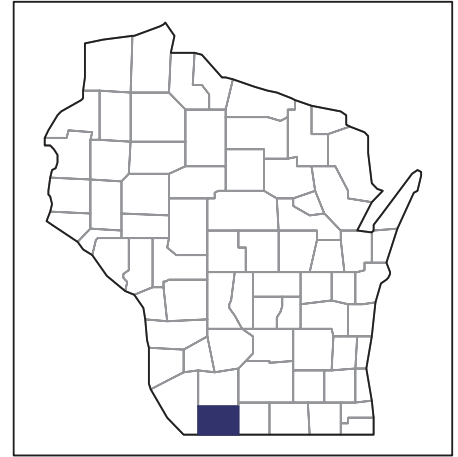
[www.agcensus.usda.gov](http://www.agcensus.usda.gov)



# 2007 CENSUS OF AGRICULTURE

## Lafayette County – Wisconsin

### Farms with Native Hawaiian or Other Pacific Islander Operators Compared with All Farms



Data are not available at this geographic level for farms with Native Hawaiian or Other Pacific Islander operators.



United States Department of Agriculture  
National Agricultural Statistics Service

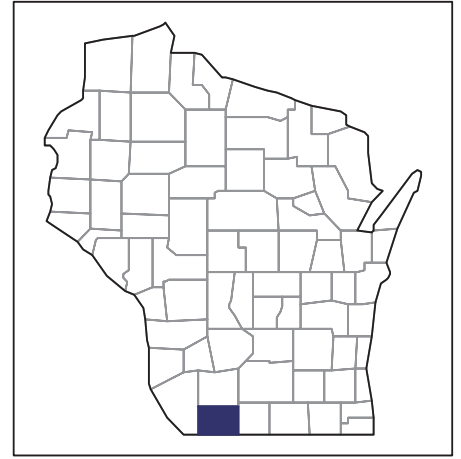
[www.agcensus.usda.gov](http://www.agcensus.usda.gov)



# 2007 CENSUS *OF* AGRICULTURE

Lafayette County – Wisconsin

Farms with White Operators  
Compared with All Farms



Data are not available at this geographic level for farms with White operators.



United States Department of Agriculture  
National Agricultural Statistics Service

[www.agcensus.usda.gov](http://www.agcensus.usda.gov)

