

# 2007 CENSUS OF AGRICULTURE



## Langlade County – Wisconsin

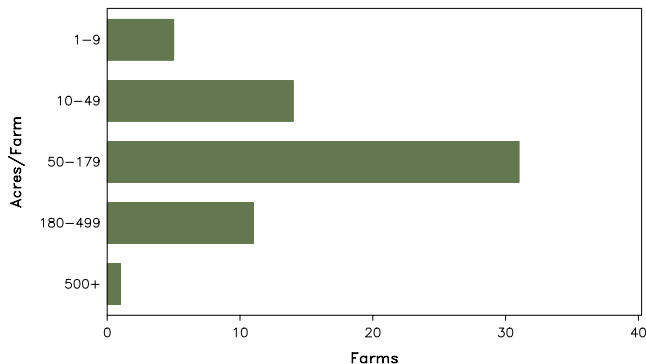
### Farms with Women Principal Operators Compared with All Farms

	Women Principal Operators	All Farms
<b>Number of Farms</b>	62	487
<b>Land in Farms</b>	7,151 acres	122,895 acres
<b>Average Size of Farm</b>	115 acres	252 acres
<b>Market Value of Products Sold</b>	\$620,000	\$74,049,000
Crop Sales	\$273,000	\$41,389,000
Livestock Sales	\$348,000	\$32,660,000
Average Per Farm	\$10,008	\$152,051
<b>Government Payments</b>	\$18,000	\$767,000
Average Per Farm Receiving Payments	\$943	\$3,291

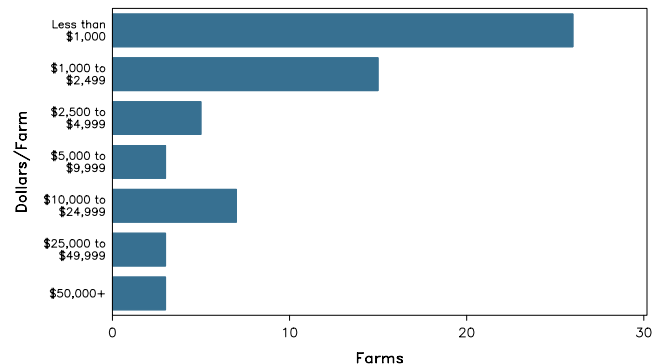
See footnotes on reverse page.

### Farms with Women Principal Operators

Farms by Size



Farms by Economic Size



# 2007 CENSUS OF AGRICULTURE

## Langlade County – Wisconsin Farms with Women Principal Operators

### Selected Highlights

Item	Farms	Quantity
<b>MARKET VALUE OF AGRICULTURAL PRODUCTS SOLD (\$1,000)</b>		
Total value of agricultural products sold	62	620
Value of crops including nursery and greenhouse	21	273
Value of livestock, poultry, and their products	38	348
<b>VALUE OF SALES BY COMMODITY GROUP (\$1,000)</b>		
Grains, oilseeds, dry beans, and dry peas	5	109
Tobacco	-	-
Cotton and cottonseed	-	-
Vegetables, melons, potatoes and sweet potatoes	1	(D)
Fruits, tree nuts, and berries	-	-
Nursery, greenhouse, floriculture, and sod	1	(D)
Cut Christmas trees and short rotation woody crops	3	(D)
Other crops and hay	16	79
Poultry and eggs	16	9
Cattle and calves	14	69
Milk and other dairy products from cows	1	(D)
Hogs and pigs	3	-
Sheep, goats, and their products	10	4
Horses, ponies, mules, burros, and donkeys	5	11
Aquaculture	1	(D)
Other animals and other animal products	5	(D)
<b>TOP CROP ITEMS (acres)</b>		
Forage - land used for all hay and haylage, grass silage, and greenchop	30	1,127
Wheat for grain, all	1	(D)
Oats for grain	3	(D)
Corn for grain	3	164
Vegetables harvested for sale	1	(D)
<b>TOP LIVESTOCK INVENTORY ITEMS (number)</b>		
Mink and their pelts	4	(D)
Ducks	7	454
Cattle and calves	21	399
Layers	22	375
Rabbits and their pelts	11	179

### Operator Characteristics

Item	Quantity
Primary occupation:	
Farming	28
Other	34
Days worked off farm:	
None	19
Any	43
Years on present farm:	
2 years or less	2
3 to 4 years	1
5 to 9 years	7
10 years or more	52
Age group:	
Under 45 years	15
45 to 64 years	34
65 years and over	13
Average age of principal operator (years)	53.8

### Economic Characteristics

Item	Quantity
Farms by value of sales:	
Less than \$1,000	29
\$1,000 to \$2,499	14
\$2,500 to \$4,999	3
\$5,000 to \$9,999	3
\$10,000 to \$49,999	10
\$50,000 to \$99,999	1
\$100,000 to \$249,999	2
\$250,000 to \$499,999	-
\$500,000 or more	-
Total farm production expenses (\$1,000)	1,085
Average per farm (\$)	17,503
Net cash farm income of operation (\$1,000)	-324
Average per farm (\$)	-5,226
Value of agricultural products sold directly to individuals for human consumption (\$1,000)	9
Total organic product sales (\$1,000)	-
Total income from farm-related sources, gross before taxes and expenses (\$1,000)	123

See "Census of Agriculture, Volume 1, Geographic Area Series" for complete footnotes, explanations, definitions, and methodology.  
(D) Cannot be disclosed. (Z) Less than half of the unit shown.

# 2007 CENSUS OF AGRICULTURE

## Langlade County – Wisconsin

### Farms with Spanish, Hispanic, or Latino Operators Compared with All Farms



Data are not available at this geographic level for farms with Spanish, Hispanic, or Latino operators.



United States Department of Agriculture  
National Agricultural Statistics Service

[www.agcensus.usda.gov](http://www.agcensus.usda.gov)



# 2007 CENSUS OF AGRICULTURE

## Langlade County – Wisconsin

### Farms with American Indian or Alaska Native Operators Compared with All Farms



Data are not available at this geographic level for farms with American Indian or Alaska Native operators.



United States Department of Agriculture  
National Agricultural Statistics Service

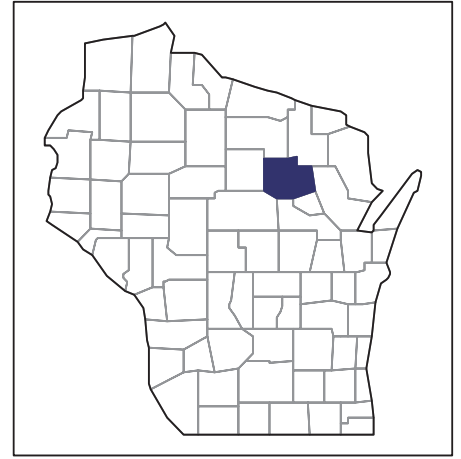
[www.agcensus.usda.gov](http://www.agcensus.usda.gov)



# 2007 CENSUS OF AGRICULTURE

**Langlade County – Wisconsin**

**Farms with Asian Operators  
Compared with All Farms**



**Data are not available at this geographic level for farms with Asian operators.**



United States Department of Agriculture  
National Agricultural Statistics Service

[www.agcensus.usda.gov](http://www.agcensus.usda.gov)





# 2007 CENSUS OF AGRICULTURE

**Langlade County – Wisconsin**

**Farms with Black or African American Operators Compared with All Farms**



Data are not available at this geographic level for farms with Black or African American operators.



United States Department of Agriculture  
National Agricultural Statistics Service

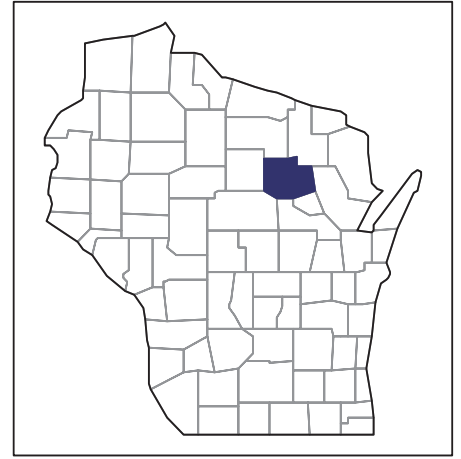
[www.agcensus.usda.gov](http://www.agcensus.usda.gov)



# 2007 CENSUS OF AGRICULTURE

## Langlade County – Wisconsin

### Farms with Native Hawaiian or Other Pacific Islander Operators Compared with All Farms



Data are not available at this geographic level for farms with Native Hawaiian or Other Pacific Islander operators.



United States Department of Agriculture  
National Agricultural Statistics Service

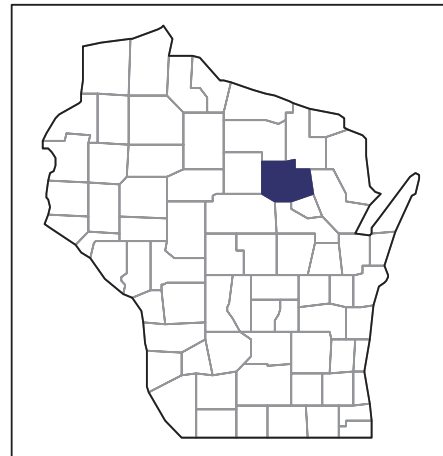
[www.agcensus.usda.gov](http://www.agcensus.usda.gov)



# 2007 CENSUS *OF* AGRICULTURE

**Langlade County – Wisconsin**

**Farms with White Operators  
Compared with All Farms**



**Data are not available at this geographic level for farms with White operators.**



United States Department of Agriculture  
National Agricultural Statistics Service

[www.agcensus.usda.gov](http://www.agcensus.usda.gov)

