

2007 CENSUS OF AGRICULTURE



Lincoln County – Wisconsin

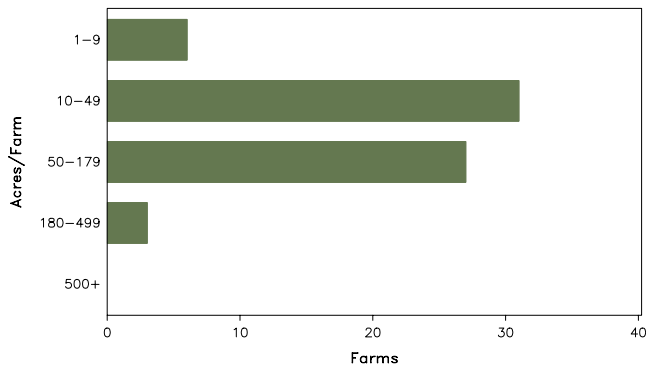
Farms with Women Principal Operators Compared with All Farms

	Women Principal Operators	All Farms
Number of Farms	67	575
Land in Farms	4,093 acres	86,770 acres
Average Size of Farm	61 acres	151 acres
Market Value of Products Sold	\$896,000	\$30,069,000
Crop Sales	\$692,000	\$11,290,000
Livestock Sales	\$203,000	\$18,779,000
Average Per Farm	\$13,367	\$52,294
Government Payments	\$60,000	\$397,000
Average Per Farm Receiving Payments	\$5,954	\$2,378

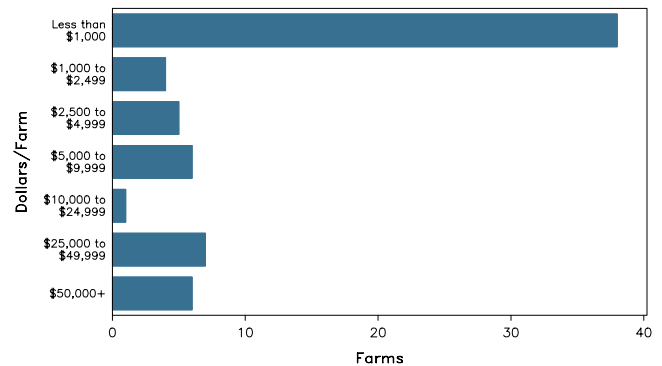
See footnotes on reverse page.

Farms with Women Principal Operators

Farms by Size



Farms by Economic Size



2007 CENSUS OF AGRICULTURE

Lincoln County – Wisconsin Farms with Women Principal Operators

Selected Highlights

Item	Farms	Quantity
MARKET VALUE OF AGRICULTURAL PRODUCTS SOLD (\$1,000)		
Total value of agricultural products sold	67	896
Value of crops including nursery and greenhouse	35	692
Value of livestock, poultry, and their products	22	203
VALUE OF SALES BY COMMODITY GROUP (\$1,000)		
Grains, oilseeds, dry beans, and dry peas	6	39
Tobacco	-	-
Cotton and cottonseed	-	-
Vegetables, melons, potatoes and sweet potatoes	10	212
Fruits, tree nuts, and berries	5	323
Nursery, greenhouse, floriculture, and sod	3	53
Cut Christmas trees and short rotation woody crops	3	25
Other crops and hay	22	39
Poultry and eggs	9	4
Cattle and calves	10	(D)
Milk and other dairy products from cows	3	151
Hogs and pigs	1	(D)
Sheep, goats, and their products	4	(D)
Horses, ponies, mules, burros, and donkeys	3	3
Aquaculture	-	-
Other animals and other animal products	5	10
TOP CROP ITEMS (acres)		
Forage - land used for all hay and haylage, grass silage, and greenchop	34	968
Cut Christmas trees	6	211
Corn for grain	2	(D)
Soybeans for beans	2	(D)
Apples	3	40
TOP LIVESTOCK INVENTORY ITEMS (number)		
Rabbits and their pelts	8	463
Horses and ponies	31	357
Layers	8	331
Sheep and lambs	4	184
Cattle and calves	14	145

Operator Characteristics

Item	Quantity
Primary occupation:	
Farming	37
Other	30
Days worked off farm:	
None	25
Any	42
Years on present farm:	
2 years or less	2
3 to 4 years	3
5 to 9 years	20
10 years or more	42
Age group:	
Under 45 years	18
45 to 64 years	40
65 years and over	9
Average age of principal operator (years)	51.4

Economic Characteristics

Item	Quantity
Farms by value of sales:	
Less than \$1,000	38
\$1,000 to \$2,499	4
\$2,500 to \$4,999	5
\$5,000 to \$9,999	6
\$10,000 to \$49,999	8
\$50,000 to \$99,999	4
\$100,000 to \$249,999	2
\$250,000 to \$499,999	-
\$500,000 or more	-
Total farm production expenses (\$1,000)	970
Average per farm (\$)	14,479
Net cash farm income of operation (\$1,000)	40
Average per farm (\$)	598
Value of agricultural products sold directly to individuals for human consumption (\$1,000)	16
Total organic product sales (\$1,000)	14
Total income from farm-related sources, gross before taxes and expenses (\$1,000)	55

See "Census of Agriculture, Volume 1, Geographic Area Series" for complete footnotes, explanations, definitions, and methodology.
(D) Cannot be disclosed. (Z) Less than half of the unit shown.

2007 CENSUS OF AGRICULTURE

Lincoln County – Wisconsin

Farms with Spanish, Hispanic, or Latino Operators Compared with All Farms



Data are not available at this geographic level for farms with Spanish, Hispanic, or Latino operators.



United States Department of Agriculture
National Agricultural Statistics Service

www.agcensus.usda.gov

2007 CENSUS OF AGRICULTURE

Lincoln County – Wisconsin

Farms with American Indian or Alaska Native Operators Compared with All Farms



Data are not available at this geographic level for farms with American Indian or Alaska Native operators.



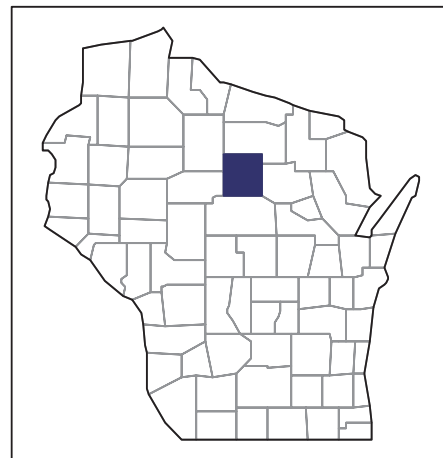
United States Department of Agriculture
National Agricultural Statistics Service

www.agcensus.usda.gov

2007 CENSUS *OF* AGRICULTURE

Lincoln County – Wisconsin

**Farms with Asian Operators
Compared with All Farms**



Data are not available at this geographic level for farms with Asian operators.



United States Department of Agriculture
National Agricultural Statistics Service

www.agcensus.usda.gov

2007 CENSUS OF AGRICULTURE

Lincoln County – Wisconsin

Farms with Black or African American Operators Compared with All Farms



Data are not available at this geographic level for farms with Black or African American operators.



United States Department of Agriculture
National Agricultural Statistics Service

www.agcensus.usda.gov

2007 CENSUS OF AGRICULTURE

Lincoln County – Wisconsin

Farms with Native Hawaiian or Other Pacific Islander Operators Compared with All Farms



Data are not available at this geographic level for farms with Native Hawaiian or Other Pacific Islander operators.



United States Department of Agriculture
National Agricultural Statistics Service

www.agcensus.usda.gov

2007 CENSUS OF AGRICULTURE

Lincoln County – Wisconsin

**Farms with White Operators
Compared with All Farms**



Data are not available at this geographic level for farms with White operators.



United States Department of Agriculture
National Agricultural Statistics Service

www.agcensus.usda.gov

