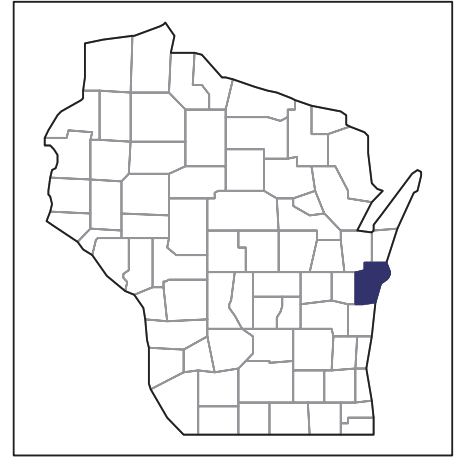


2007 CENSUS OF AGRICULTURE



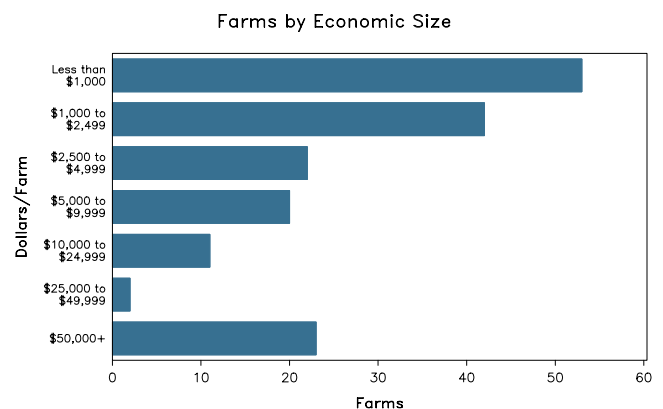
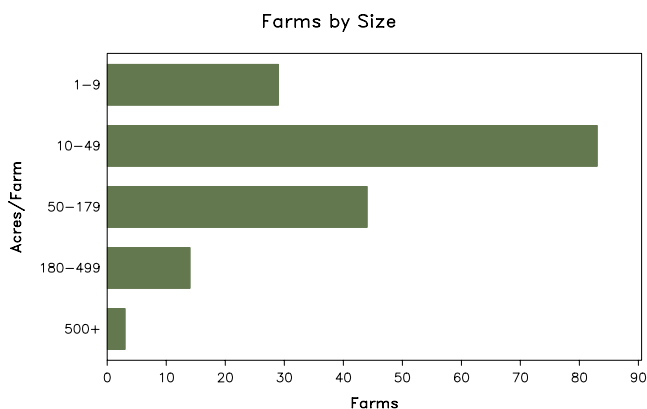
Manitowoc County – Wisconsin

Farms with Women Principal Operators Compared with All Farms

	Women Principal Operators	All Farms
Number of Farms	173	1,444
Land in Farms	14,153 acres	248,238 acres
Average Size of Farm	82 acres	172 acres
Market Value of Products Sold	\$17,888,000	\$257,171,000
Crop Sales	\$1,120,000	\$37,680,000
Livestock Sales	\$16,768,000	\$219,490,000
Average Per Farm	\$103,398	\$178,096
Government Payments	\$302,000	\$3,662,000
Average Per Farm Receiving Payments	\$3,681	\$3,880

See footnotes on reverse page.

Farms with Women Principal Operators



2007 CENSUS OF AGRICULTURE

Manitowoc County – Wisconsin Farms with Women Principal Operators

Selected Highlights

Item	Farms	Quantity
MARKET VALUE OF AGRICULTURAL PRODUCTS SOLD (\$1,000)		
Total value of agricultural products sold	173	17,888
Value of crops including nursery and greenhouse	47	1,120
Value of livestock, poultry, and their products	94	16,768
VALUE OF SALES BY COMMODITY GROUP (\$1,000)		
Grains, oilseeds, dry beans, and dry peas	22	(D)
Tobacco	-	-
Cotton and cottonseed	-	-
Vegetables, melons, potatoes and sweet potatoes	3	9
Fruits, tree nuts, and berries	5	27
Nursery, greenhouse, floriculture, and sod	3	(D)
Cut Christmas trees and short rotation woody crops	1	(D)
Other crops and hay	21	62
Poultry and eggs	27	11
Cattle and calves	38	(D)
Milk and other dairy products from cows	22	14,752
Hogs and pigs	9	(D)
Sheep, goats, and their products	19	65
Horses, ponies, mules, burros, and donkeys	22	123
Aquaculture	-	-
Other animals and other animal products	9	13
TOP CROP ITEMS (acres)		
Forage - land used for all hay and haylage, grass silage, and greenchop	72	4,395
Corn for silage or greenchop	21	2,052
Corn for grain	18	1,067
Wheat for grain, all	12	475
Soybeans for beans	10	474
TOP LIVESTOCK INVENTORY ITEMS (number)		
Cattle and calves	54	7,206
Layers	32	734
Horses and ponies	76	631
Sheep and lambs	13	433
Goats, all	17	235

Operator Characteristics

Item	Quantity
Primary occupation:	
Farming	71
Other	102
Days worked off farm:	
None	73
Any	100
Years on present farm:	
2 years or less	2
3 to 4 years	10
5 to 9 years	26
10 years or more	135
Age group:	
Under 45 years	48
45 to 64 years	85
65 years and over	40
Average age of principal operator (years)	54.5

Economic Characteristics

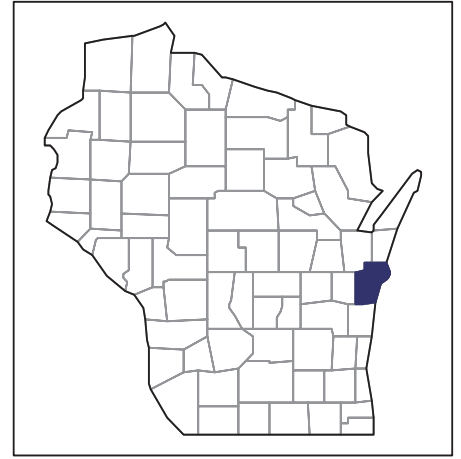
Item	Quantity
Farms by value of sales:	
Less than \$1,000	83
\$1,000 to \$2,499	22
\$2,500 to \$4,999	16
\$5,000 to \$9,999	16
\$10,000 to \$49,999	13
\$50,000 to \$99,999	4
\$100,000 to \$249,999	11
\$250,000 to \$499,999	2
\$500,000 or more	6
Total farm production expenses (\$1,000)	13,769
Average per farm (\$)	79,589
Net cash farm income of operation (\$1,000)	5,082
Average per farm (\$)	29,374
Value of agricultural products sold directly to individuals for human consumption (\$1,000)	71
Total organic product sales (\$1,000)	(D)
Total income from farm-related sources, gross before taxes and expenses (\$1,000)	661

See "Census of Agriculture, Volume 1, Geographic Area Series" for complete footnotes, explanations, definitions, and methodology.
(D) Cannot be disclosed. (Z) Less than half of the unit shown.

2007 CENSUS OF AGRICULTURE

Manitowoc County – Wisconsin

Farms with Spanish, Hispanic, or Latino Operators Compared with All Farms



Data are not available at this geographic level for farms with Spanish, Hispanic, or Latino operators.



United States Department of Agriculture
National Agricultural Statistics Service

www.agcensus.usda.gov

2007 CENSUS *OF* AGRICULTURE

Manitowoc County – Wisconsin

Farms with American Indian or Alaska Native Operators Compared with All Farms



Data are not available at this geographic level for farms with American Indian or Alaska Native operators.



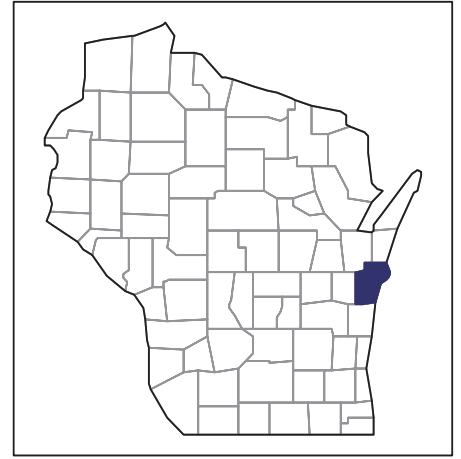
United States Department of Agriculture
National Agricultural Statistics Service

www.agcensus.usda.gov

2007 CENSUS *OF* **AGRICULTURE**

Manitowoc County – Wisconsin

**Farms with Asian Operators
Compared with All Farms**



Data are not available at this geographic level for farms with Asian operators.



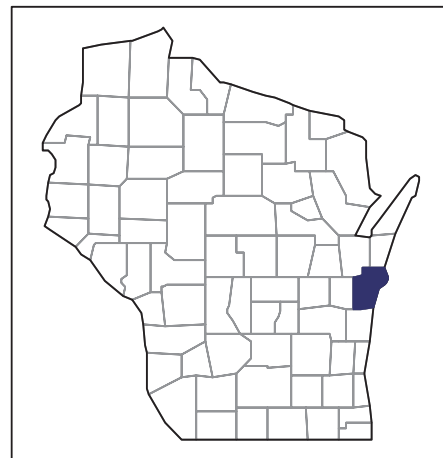
United States Department of Agriculture
National Agricultural Statistics Service

www.agcensus.usda.gov

2007 CENSUS OF AGRICULTURE

Manitowoc County – Wisconsin

Farms with Black or African American Operators Compared with All Farms



Data are not available at this geographic level for farms with Black or African American operators.



United States Department of Agriculture
National Agricultural Statistics Service

www.agcensus.usda.gov

2007 CENSUS OF AGRICULTURE

Manitowoc County – Wisconsin

Farms with Native Hawaiian or Other Pacific Islander Operators Compared with All Farms



Data are not available at this geographic level for farms with Native Hawaiian or Other Pacific Islander operators.



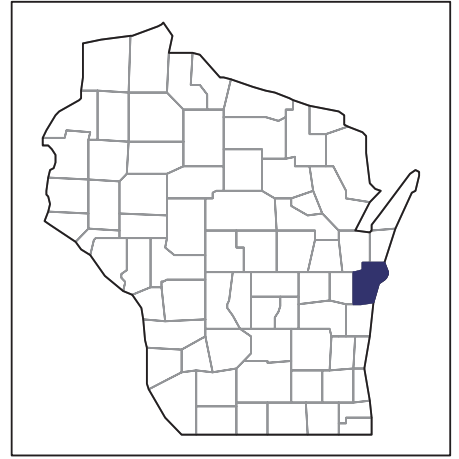
United States Department of Agriculture
National Agricultural Statistics Service

www.agcensus.usda.gov

2007 CENSUS *OF* **AGRICULTURE**

Manitowoc County – Wisconsin

**Farms with White Operators
Compared with All Farms**



Data are not available at this geographic level for farms with White operators.



United States Department of Agriculture
National Agricultural Statistics Service

www.agcensus.usda.gov

