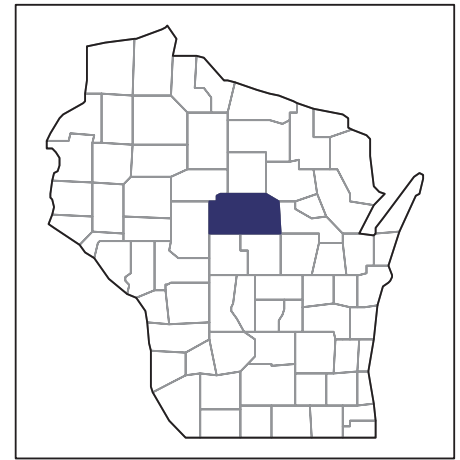


# 2007 CENSUS OF AGRICULTURE



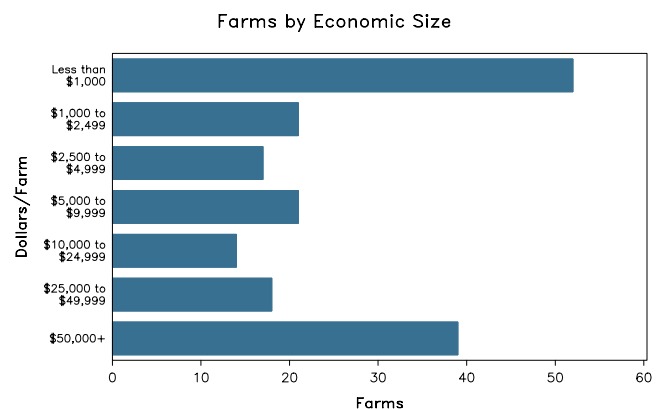
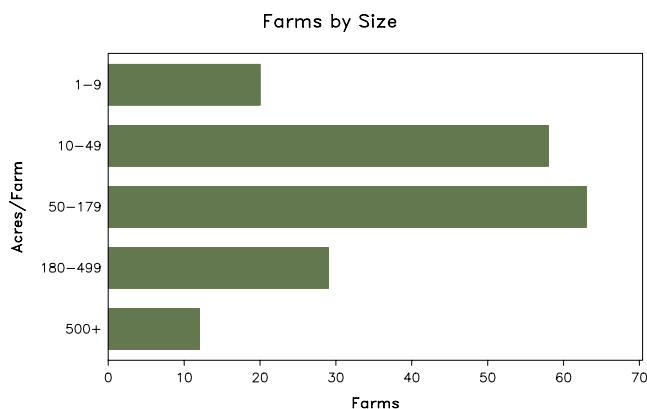
## Marathon County – Wisconsin

### Farms with Women Principal Operators Compared with All Farms

	Women Principal Operators	All Farms
<b>Number of Farms</b>	182	2,545
<b>Land in Farms</b>	28,203 acres	490,628 acres
<b>Average Size of Farm</b>	155 acres	193 acres
<b>Market Value of Products Sold</b>	\$23,293,000	\$307,437,000
Crop Sales	\$1,961,000	\$45,358,000
Livestock Sales	\$21,332,000	\$262,079,000
Average Per Farm	\$127,984	\$120,800
<b>Government Payments</b>	\$282,000	\$4,727,000
Average Per Farm Receiving Payments	\$4,343	\$3,690

See footnotes on reverse page.

### Farms with Women Principal Operators



# 2007 CENSUS OF AGRICULTURE

## Marathon County – Wisconsin Farms with Women Principal Operators

### Selected Highlights

Item	Farms	Quantity
<b>MARKET VALUE OF AGRICULTURAL PRODUCTS SOLD (\$1,000)</b>		
Total value of agricultural products sold	182	23,293
Value of crops including nursery and greenhouse	86	1,961
Value of livestock, poultry, and their products	109	21,332
<b>VALUE OF SALES BY COMMODITY GROUP (\$1,000)</b>		
Grains, oilseeds, dry beans, and dry peas	33	(D)
Tobacco	-	-
Cotton and cottonseed	-	-
Vegetables, melons, potatoes and sweet potatoes	12	221
Fruits, tree nuts, and berries	1	(D)
Nursery, greenhouse, floriculture, and sod	6	456
Cut Christmas trees and short rotation woody crops	2	(D)
Other crops and hay	49	(D)
Poultry and eggs	18	7
Cattle and calves	71	(D)
Milk and other dairy products from cows	41	18,954
Hogs and pigs	-	-
Sheep, goats, and their products	10	27
Horses, ponies, mules, burros, and donkeys	11	(D)
Aquaculture	-	-
Other animals and other animal products	17	61
<b>TOP CROP ITEMS (acres)</b>		
Forage - land used for all hay and haylage, grass silage, and greenchop	104	7,353
Corn for grain	35	5,055
Soybeans for beans	10	1,954
Corn for silage or greenchop	31	1,401
Oats for grain	17	291
<b>TOP LIVESTOCK INVENTORY ITEMS (number)</b>		
Cattle and calves	95	7,139
Layers	21	452
Horses and ponies	69	451
Sheep and lambs	10	345
Pullets for laying flock replacement	7	199

### Operator Characteristics

Item	Quantity
Primary occupation:	
Farming	89
Other	93
Days worked off farm:	
None	67
Any	115
Years on present farm:	
2 years or less	14
3 to 4 years	7
5 to 9 years	41
10 years or more	120
Age group:	
Under 45 years	47
45 to 64 years	110
65 years and over	25
Average age of principal operator (years)	51.8

### Economic Characteristics

Item	Quantity
Farms by value of sales:	
Less than \$1,000	53
\$1,000 to \$2,499	20
\$2,500 to \$4,999	20
\$5,000 to \$9,999	18
\$10,000 to \$49,999	32
\$50,000 to \$99,999	13
\$100,000 to \$249,999	18
\$250,000 to \$499,999	7
\$500,000 or more	1
Total farm production expenses (\$1,000)	21,031
Average per farm (\$)	115,557
Net cash farm income of operation (\$1,000)	3,439
Average per farm (\$)	18,894
Value of agricultural products sold directly to individuals for human consumption (\$1,000)	22
Total organic product sales (\$1,000)	(D)
Total income from farm-related sources, gross before taxes and expenses (\$1,000)	895

See "Census of Agriculture, Volume 1, Geographic Area Series" for complete footnotes, explanations, definitions, and methodology.  
(D) Cannot be disclosed. (Z) Less than half of the unit shown.

# 2007 CENSUS OF AGRICULTURE

## Marathon County – Wisconsin

### Farms with Spanish, Hispanic, or Latino Operators Compared with All Farms



Data are not available at this geographic level for farms with Spanish, Hispanic, or Latino operators.



United States Department of Agriculture  
National Agricultural Statistics Service

[www.agcensus.usda.gov](http://www.agcensus.usda.gov)



# 2007 CENSUS OF AGRICULTURE

## Marathon County – Wisconsin

### Farms with American Indian or Alaska Native Operators Compared with All Farms



Data are not available at this geographic level for farms with American Indian or Alaska Native operators.



United States Department of Agriculture  
National Agricultural Statistics Service

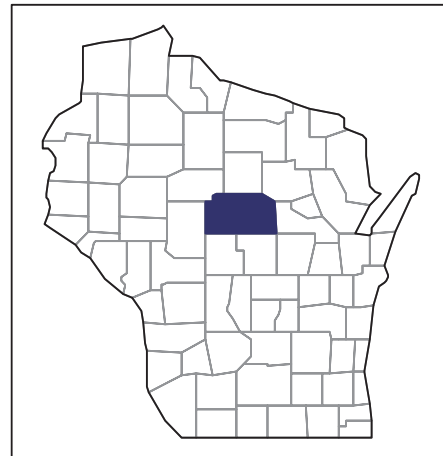
[www.agcensus.usda.gov](http://www.agcensus.usda.gov)



# 2007 CENSUS *OF* **AGRICULTURE**

**Marathon County – Wisconsin**

**Farms with Asian Operators  
Compared with All Farms**



**Data are not available at this geographic level for farms with Asian operators.**



United States Department of Agriculture  
National Agricultural Statistics Service

[www.agcensus.usda.gov](http://www.agcensus.usda.gov)





# 2007 CENSUS OF AGRICULTURE

**Marathon County – Wisconsin**

**Farms with Black or African American Operators Compared with All Farms**



Data are not available at this geographic level for farms with Black or African American operators.



United States Department of Agriculture  
National Agricultural Statistics Service

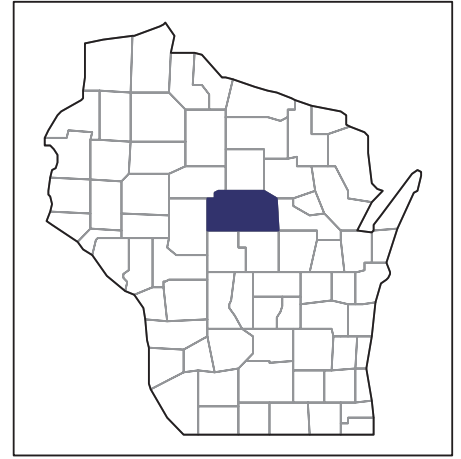
[www.agcensus.usda.gov](http://www.agcensus.usda.gov)



# 2007 CENSUS *OF* AGRICULTURE

## Marathon County – Wisconsin

### Farms with Native Hawaiian or Other Pacific Islander Operators Compared with All Farms



Data are not available at this geographic level for farms with Native Hawaiian or Other Pacific Islander operators.



United States Department of Agriculture  
National Agricultural Statistics Service

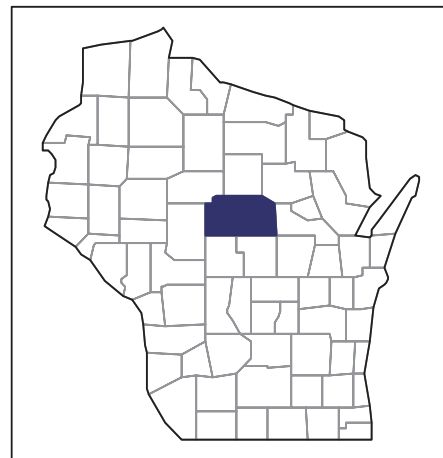
[www.agcensus.usda.gov](http://www.agcensus.usda.gov)



# 2007 CENSUS *OF* AGRICULTURE

**Marathon County – Wisconsin**

**Farms with White Operators  
Compared with All Farms**



**Data are not available at this geographic level for farms with White operators.**



United States Department of Agriculture  
National Agricultural Statistics Service

[www.agcensus.usda.gov](http://www.agcensus.usda.gov)

