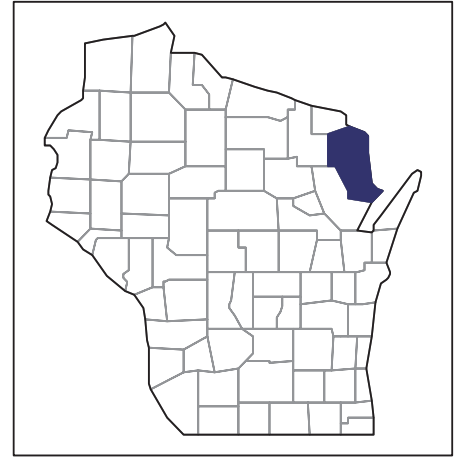


# 2007 CENSUS OF AGRICULTURE



## Marinette County – Wisconsin

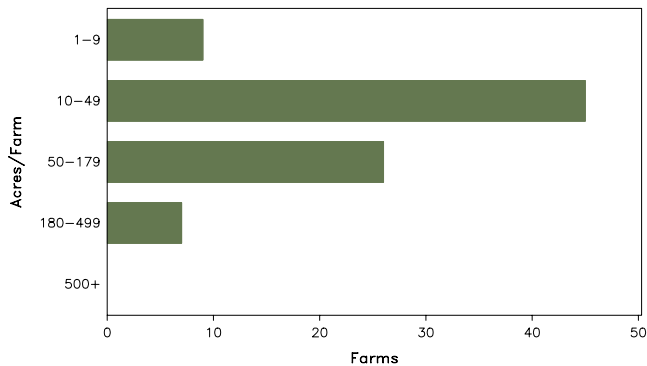
### Farms with Women Principal Operators Compared with All Farms

	Women Principal Operators	All Farms
<b>Number of Farms</b>	87	746
<b>Land in Farms</b>	5,349 acres	144,303 acres
<b>Average Size of Farm</b>	61 acres	193 acres
<b>Market Value of Products Sold</b>	\$1,626,000	\$66,904,000
Crop Sales	\$794,000	\$13,118,000
Livestock Sales	\$832,000	\$53,786,000
Average Per Farm	\$18,694	\$89,684
<b>Government Payments</b>	\$35,000	\$1,249,000
Average Per Farm Receiving Payments	\$1,340	\$4,264

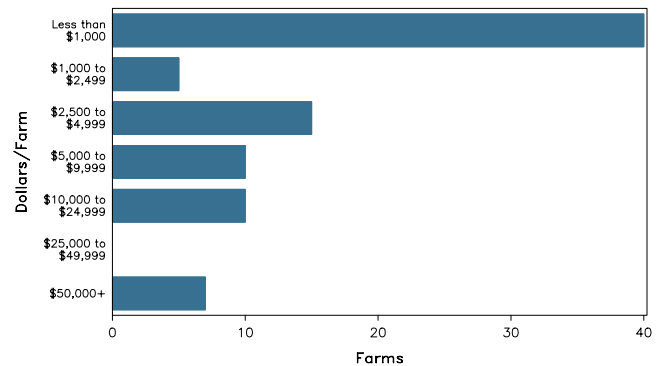
See footnotes on reverse page.

### Farms with Women Principal Operators

Farms by Size



Farms by Economic Size



# 2007 CENSUS OF AGRICULTURE

## Marinette County – Wisconsin Farms with Women Principal Operators

### Selected Highlights

Item	Farms	Quantity
<b>MARKET VALUE OF AGRICULTURAL PRODUCTS SOLD (\$1,000)</b>		
Total value of agricultural products sold	87	1,626
Value of crops including nursery and greenhouse	26	794
Value of livestock, poultry, and their products	52	832
<b>VALUE OF SALES BY COMMODITY GROUP (\$1,000)</b>		
Grains, oilseeds, dry beans, and dry peas	5	(D)
Tobacco	-	-
Cotton and cottonseed	-	-
Vegetables, melons, potatoes and sweet potatoes	6	635
Fruits, tree nuts, and berries	2	(D)
Nursery, greenhouse, floriculture, and sod	4	43
Cut Christmas trees and short rotation woody crops	2	(D)
Other crops and hay	16	55
Poultry and eggs	25	15
Cattle and calves	14	(D)
Milk and other dairy products from cows	1	(D)
Hogs and pigs	5	7
Sheep, goats, and their products	5	3
Horses, ponies, mules, burros, and donkeys	7	27
Aquaculture	-	-
Other animals and other animal products	10	(D)
<b>TOP CROP ITEMS (acres)</b>		
Forage - land used for all hay and haylage, grass silage, and greenchop	27	1,513
Vegetables harvested for sale	4	205
Corn for grain	3	128
Sweet corn	2	(D)
Corn for silage or greenchop	3	79
<b>TOP LIVESTOCK INVENTORY ITEMS (number)</b>		
Cattle and calves	35	841
Layers	28	649
Broilers and other meat-type chickens	13	413
Horses and ponies	54	302
Goats, all	13	201

### Operator Characteristics

Item	Quantity
Primary occupation:	
Farming	36
Other	51
Days worked off farm:	
None	41
Any	46
Years on present farm:	
2 years or less	6
3 to 4 years	11
5 to 9 years	10
10 years or more	60
Age group:	
Under 45 years	22
45 to 64 years	47
65 years and over	18
Average age of principal operator (years)	52.3

### Economic Characteristics

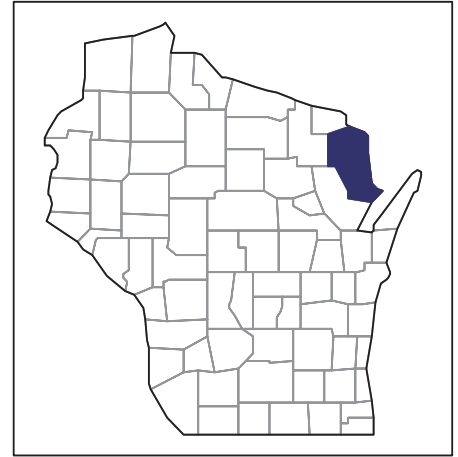
Item	Quantity
Farms by value of sales:	
Less than \$1,000	44
\$1,000 to \$2,499	3
\$2,500 to \$4,999	15
\$5,000 to \$9,999	8
\$10,000 to \$49,999	10
\$50,000 to \$99,999	4
\$100,000 to \$249,999	-
\$250,000 to \$499,999	3
\$500,000 or more	-
Total farm production expenses (\$1,000)	1,709
Average per farm (\$)	19,640
Net cash farm income of operation (\$1,000)	32
Average per farm (\$)	368
Value of agricultural products sold directly to individuals for human consumption (\$1,000)	43
Total organic product sales (\$1,000)	-
Total income from farm-related sources, gross before taxes and expenses (\$1,000)	80

See "Census of Agriculture, Volume 1, Geographic Area Series" for complete footnotes, explanations, definitions, and methodology.  
(D) Cannot be disclosed. (Z) Less than half of the unit shown.

# 2007 CENSUS OF AGRICULTURE

## Marinette County – Wisconsin

### Farms with Spanish, Hispanic, or Latino Operators Compared with All Farms



Data are not available at this geographic level for farms with Spanish, Hispanic, or Latino operators.



United States Department of Agriculture  
National Agricultural Statistics Service

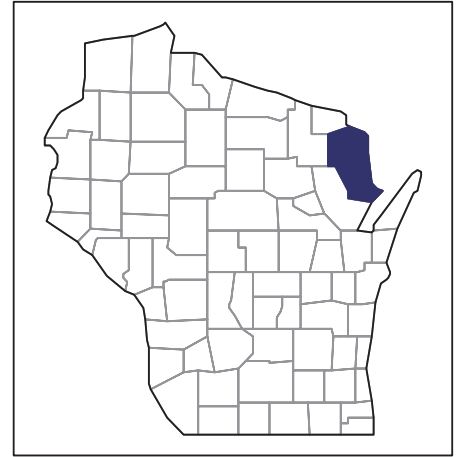
[www.agcensus.usda.gov](http://www.agcensus.usda.gov)



# 2007 CENSUS OF AGRICULTURE

## Marinette County – Wisconsin

### Farms with American Indian or Alaska Native Operators Compared with All Farms



Data are not available at this geographic level for farms with American Indian or Alaska Native operators.



United States Department of Agriculture  
National Agricultural Statistics Service

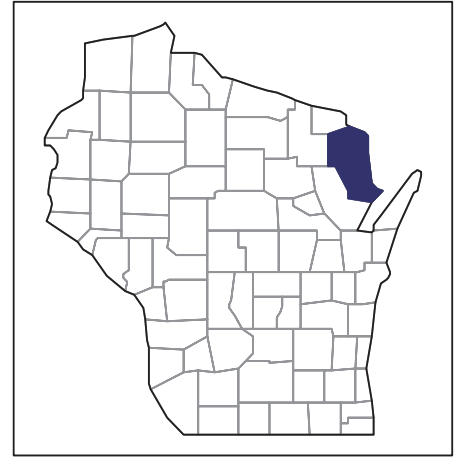
[www.agcensus.usda.gov](http://www.agcensus.usda.gov)



# 2007 CENSUS *OF* AGRICULTURE

**Marinette County – Wisconsin**

**Farms with Asian Operators  
Compared with All Farms**



**Data are not available at this geographic level for farms with Asian operators.**



United States Department of Agriculture  
National Agricultural Statistics Service

[www.agcensus.usda.gov](http://www.agcensus.usda.gov)

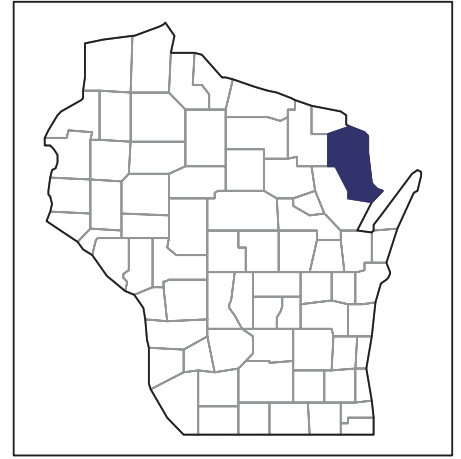




# 2007 CENSUS OF AGRICULTURE

## Marinette County – Wisconsin

### Farms with Black or African American Operators Compared with All Farms



Data are not available at this geographic level for farms with Black or African American operators.



United States Department of Agriculture  
National Agricultural Statistics Service

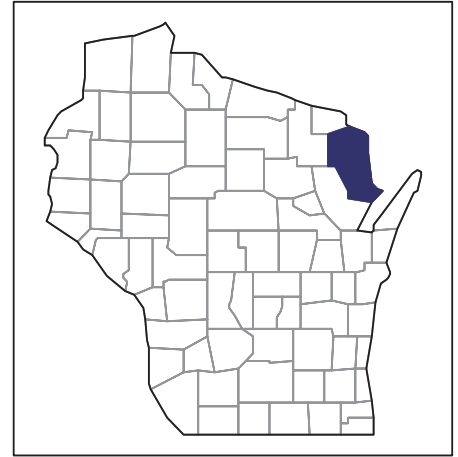
[www.agcensus.usda.gov](http://www.agcensus.usda.gov)



# 2007 CENSUS OF AGRICULTURE

## Marinette County – Wisconsin

### Farms with Native Hawaiian or Other Pacific Islander Operators Compared with All Farms



Data are not available at this geographic level for farms with Native Hawaiian or Other Pacific Islander operators.



United States Department of Agriculture  
National Agricultural Statistics Service

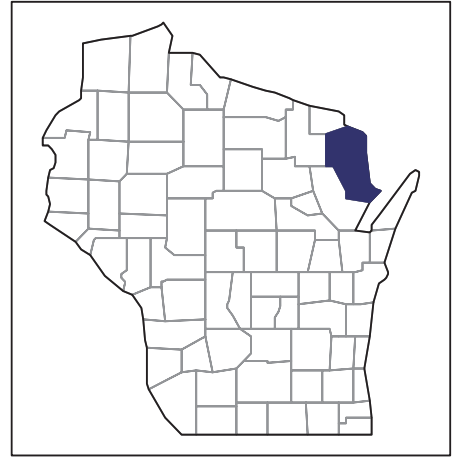
[www.agcensus.usda.gov](http://www.agcensus.usda.gov)



# 2007 CENSUS *OF* AGRICULTURE

**Marinette County – Wisconsin**

**Farms with White Operators  
Compared with All Farms**



**Data are not available at this geographic level for farms with White operators.**



United States Department of Agriculture  
National Agricultural Statistics Service

[www.agcensus.usda.gov](http://www.agcensus.usda.gov)

