

# 2007 CENSUS OF AGRICULTURE



## Marquette County – Wisconsin

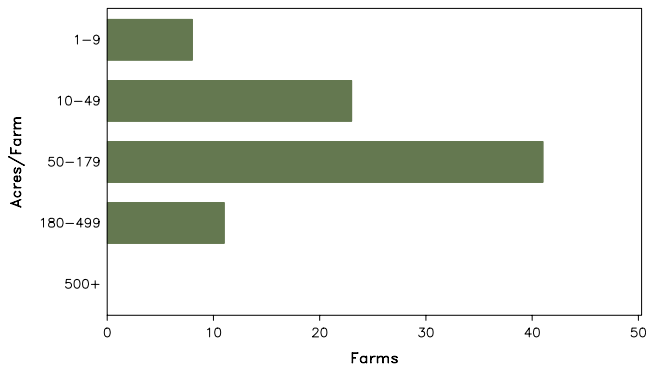
### Farms with Women Principal Operators Compared with All Farms

	Women Principal Operators	All Farms
<b>Number of Farms</b>	83	626
<b>Land in Farms</b>	7,387 acres	135,914 acres
<b>Average Size of Farm</b>	89 acres	217 acres
<b>Market Value of Products Sold</b>	\$1,086,000	\$55,686,000
Crop Sales	\$326,000	\$24,061,000
Livestock Sales	\$760,000	\$31,625,000
Average Per Farm	\$13,085	\$88,955
<b>Government Payments</b>	\$72,000	\$1,506,000
Average Per Farm Receiving Payments	\$1,705	\$4,443

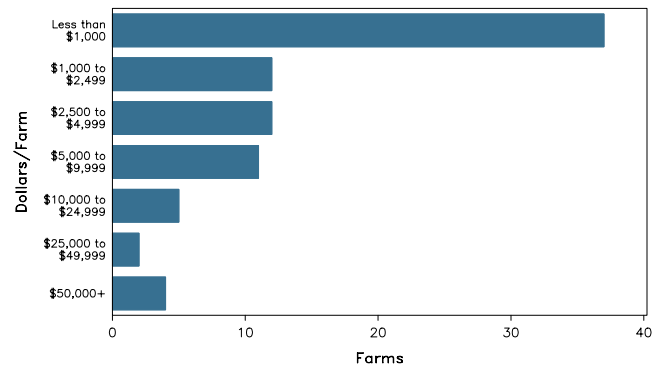
See footnotes on reverse page.

### Farms with Women Principal Operators

Farms by Size



Farms by Economic Size



# 2007 CENSUS OF AGRICULTURE

## Marquette County – Wisconsin Farms with Women Principal Operators

### Selected Highlights

Item	Farms	Quantity
<b>MARKET VALUE OF AGRICULTURAL PRODUCTS SOLD (\$1,000)</b>		
Total value of agricultural products sold	83	1,086
Value of crops including nursery and greenhouse	32	326
Value of livestock, poultry, and their products	28	760
<b>VALUE OF SALES BY COMMODITY GROUP (\$1,000)</b>		
Grains, oilseeds, dry beans, and dry peas	16	277
Tobacco	-	-
Cotton and cottonseed	-	-
Vegetables, melons, potatoes and sweet potatoes	-	-
Fruits, tree nuts, and berries	3	(D)
Nursery, greenhouse, floriculture, and sod	1	(D)
Cut Christmas trees and short rotation woody crops	-	-
Other crops and hay	19	36
Poultry and eggs	4	3
Cattle and calves	9	(D)
Milk and other dairy products from cows	4	384
Hogs and pigs	3	(D)
Sheep, goats, and their products	9	5
Horses, ponies, mules, burros, and donkeys	10	31
Aquaculture	-	-
Other animals and other animal products	1	(D)
<b>TOP CROP ITEMS (acres)</b>		
Forage - land used for all hay and haylage, grass silage, and greenchop	32	1,017
Corn for grain	9	347
Oats for grain	2	(D)
Corn for silage or greenchop	5	218
Soybeans for beans	3	117
<b>TOP LIVESTOCK INVENTORY ITEMS (number)</b>		
Cattle and calves	9	386
Horses and ponies	40	268
Sheep and lambs	4	163
Layers	4	115
Goats, all	9	44

### Operator Characteristics

Item	Quantity
Primary occupation:	
Farming	32
Other	51
Days worked off farm:	
None	29
Any	54
Years on present farm:	
2 years or less	14
3 to 4 years	4
5 to 9 years	18
10 years or more	47
Age group:	
Under 45 years	20
45 to 64 years	43
65 years and over	20
Average age of principal operator (years)	53.3

### Economic Characteristics

Item	Quantity
Farms by value of sales:	
Less than \$1,000	49
\$1,000 to \$2,499	5
\$2,500 to \$4,999	9
\$5,000 to \$9,999	9
\$10,000 to \$49,999	7
\$50,000 to \$99,999	1
\$100,000 to \$249,999	2
\$250,000 to \$499,999	-
\$500,000 or more	1
Total farm production expenses (\$1,000)	1,473
Average per farm (\$)	17,748
Net cash farm income of operation (\$1,000)	-218
Average per farm (\$)	-2,625
Value of agricultural products sold directly to individuals for human consumption (\$1,000)	5
Total organic product sales (\$1,000)	-
Total income from farm-related sources, gross before taxes and expenses (\$1,000)	98

See "Census of Agriculture, Volume 1, Geographic Area Series" for complete footnotes, explanations, definitions, and methodology.  
(D) Cannot be disclosed. (Z) Less than half of the unit shown.

# 2007 CENSUS OF AGRICULTURE

## Marquette County – Wisconsin

### Farms with Spanish, Hispanic, or Latino Operators Compared with All Farms



Data are not available at this geographic level for farms with Spanish, Hispanic, or Latino operators.



United States Department of Agriculture  
National Agricultural Statistics Service

[www.agcensus.usda.gov](http://www.agcensus.usda.gov)



# 2007 CENSUS OF AGRICULTURE

## Marquette County – Wisconsin

### Farms with American Indian or Alaska Native Operators Compared with All Farms



Data are not available at this geographic level for farms with American Indian or Alaska Native operators.



United States Department of Agriculture  
National Agricultural Statistics Service

[www.agcensus.usda.gov](http://www.agcensus.usda.gov)



# 2007 CENSUS OF AGRICULTURE

**Marquette County – Wisconsin**

**Farms with Asian Operators  
Compared with All Farms**



**Data are not available at this geographic level for farms with Asian operators.**



United States Department of Agriculture  
National Agricultural Statistics Service

[www.agcensus.usda.gov](http://www.agcensus.usda.gov)

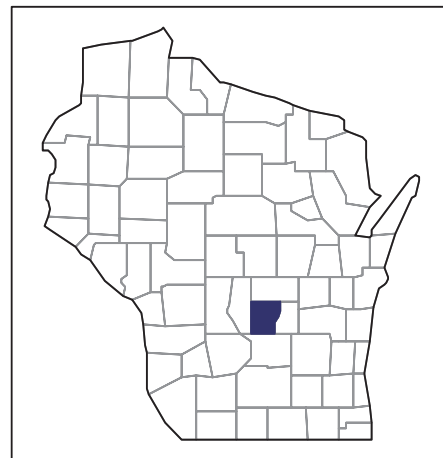




# 2007 CENSUS OF AGRICULTURE

**Marquette County – Wisconsin**

**Farms with Black or African American Operators Compared with All Farms**



**Data are not available at this geographic level for farms with Black or African American operators.**



United States Department of Agriculture  
National Agricultural Statistics Service

[www.agcensus.usda.gov](http://www.agcensus.usda.gov)



# 2007 CENSUS OF AGRICULTURE

## Marquette County – Wisconsin

### Farms with Native Hawaiian or Other Pacific Islander Operators Compared with All Farms



Data are not available at this geographic level for farms with Native Hawaiian or Other Pacific Islander operators.



United States Department of Agriculture  
National Agricultural Statistics Service

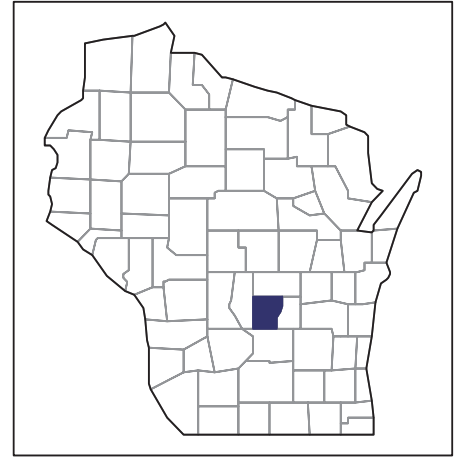
[www.agcensus.usda.gov](http://www.agcensus.usda.gov)



# 2007 CENSUS OF AGRICULTURE

**Marquette County – Wisconsin**

**Farms with White Operators  
Compared with All Farms**



**Data are not available at this geographic level for farms with White operators.**



United States Department of Agriculture  
National Agricultural Statistics Service

[www.agcensus.usda.gov](http://www.agcensus.usda.gov)

