

2007 CENSUS OF AGRICULTURE



Oconto County – Wisconsin

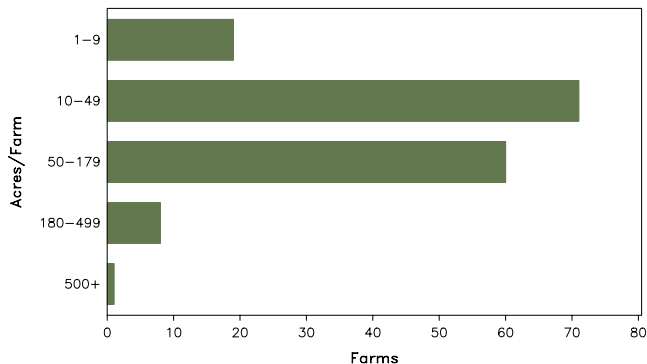
Farms with Women Principal Operators Compared with All Farms

	Women Principal Operators	All Farms
Number of Farms	159	1,244
Land in Farms	9,706 acres	205,924 acres
Average Size of Farm	61 acres	166 acres
Market Value of Products Sold	\$2,108,000	\$115,830,000
Crop Sales	\$857,000	\$23,169,000
Livestock Sales	\$1,251,000	\$92,661,000
Average Per Farm	\$13,258	\$93,111
Government Payments	\$45,000	\$2,388,000
Average Per Farm Receiving Payments	\$987	\$3,839

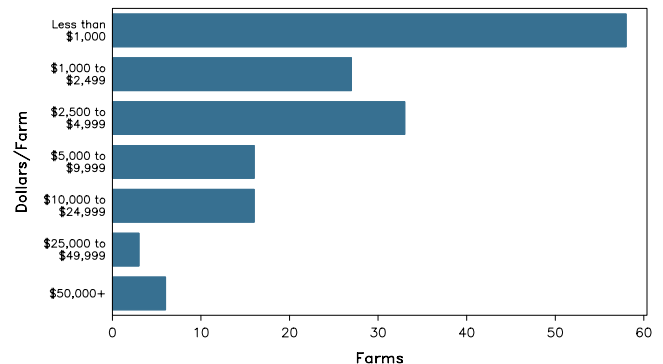
See footnotes on reverse page.

Farms with Women Principal Operators

Farms by Size



Farms by Economic Size



2007 CENSUS OF AGRICULTURE

Oconto County – Wisconsin Farms with Women Principal Operators

Selected Highlights

Item	Farms	Quantity
MARKET VALUE OF AGRICULTURAL PRODUCTS SOLD (\$1,000)		
Total value of agricultural products sold	159	2,108
Value of crops including nursery and greenhouse	72	857
Value of livestock, poultry, and their products	67	1,251
VALUE OF SALES BY COMMODITY GROUP (\$1,000)		
Grains, oilseeds, dry beans, and dry peas	16	78
Tobacco	-	-
Cotton and cottonseed	-	-
Vegetables, melons, potatoes and sweet potatoes	7	42
Fruits, tree nuts, and berries	7	17
Nursery, greenhouse, floriculture, and sod	6	612
Cut Christmas trees and short rotation woody crops	4	4
Other crops and hay	44	104
Poultry and eggs	22	11
Cattle and calves	29	(D)
Milk and other dairy products from cows	4	829
Hogs and pigs	7	(D)
Sheep, goats, and their products	11	45
Horses, ponies, mules, burros, and donkeys	14	131
Aquaculture	-	-
Other animals and other animal products	6	2
TOP CROP ITEMS (acres)		
Forage - land used for all hay and haylage, grass silage, and greenchop	69	1,974
Corn for grain	17	323
Soybeans for beans	5	176
Corn for silage or greenchop	4	129
Nursery stock	4	121
TOP LIVESTOCK INVENTORY ITEMS (number)		
Cattle and calves	39	927
Horses and ponies	75	687
Layers	27	525
Sheep and lambs	11	308
Goats, all	22	162

Operator Characteristics

Item	Quantity
Primary occupation:	
Farming	73
Other	86
Days worked off farm:	
None	58
Any	101
Years on present farm:	
2 years or less	17
3 to 4 years	29
5 to 9 years	17
10 years or more	96
Age group:	
Under 45 years	55
45 to 64 years	80
65 years and over	24
Average age of principal operator (years)	50.5

Economic Characteristics

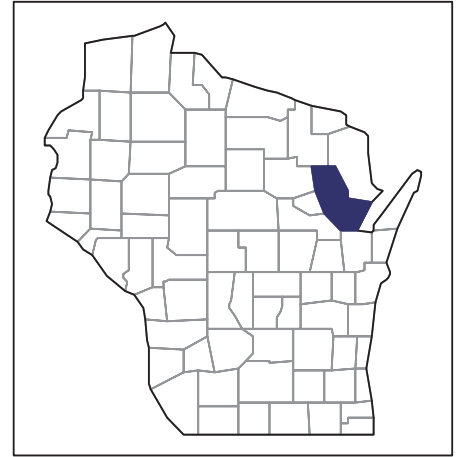
Item	Quantity
Farms by value of sales:	
Less than \$1,000	70
\$1,000 to \$2,499	21
\$2,500 to \$4,999	28
\$5,000 to \$9,999	17
\$10,000 to \$49,999	17
\$50,000 to \$99,999	-
\$100,000 to \$249,999	3
\$250,000 to \$499,999	2
\$500,000 or more	1
Total farm production expenses (\$1,000)	2,967
Average per farm (\$)	18,659
Net cash farm income of operation (\$1,000)	-543
Average per farm (\$)	-3,412
Value of agricultural products sold directly to individuals for human consumption (\$1,000)	75
Total organic product sales (\$1,000)	(D)
Total income from farm-related sources, gross before taxes and expenses (\$1,000)	271

See "Census of Agriculture, Volume 1, Geographic Area Series" for complete footnotes, explanations, definitions, and methodology.
(D) Cannot be disclosed. (Z) Less than half of the unit shown.

2007 CENSUS OF AGRICULTURE

Oconto County – Wisconsin

Farms with Spanish, Hispanic, or Latino Operators Compared with All Farms



Data are not available at this geographic level for farms with Spanish, Hispanic, or Latino operators.



United States Department of Agriculture
National Agricultural Statistics Service

www.agcensus.usda.gov

2007 CENSUS OF AGRICULTURE

Oconto County – Wisconsin

Farms with American Indian or Alaska Native Operators Compared with All Farms



Data are not available at this geographic level for farms with American Indian or Alaska Native operators.



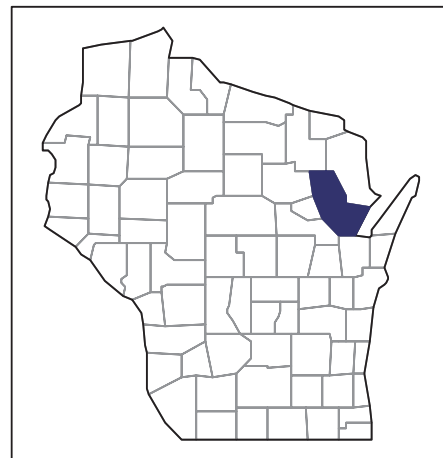
United States Department of Agriculture
National Agricultural Statistics Service

www.agcensus.usda.gov

2007 CENSUS OF AGRICULTURE

Oconto County – Wisconsin

Farms with Asian Operators
Compared with All Farms



Data are not available at this geographic level for farms with Asian operators.



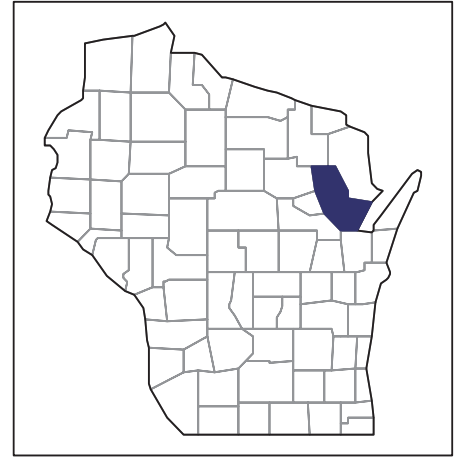
United States Department of Agriculture
National Agricultural Statistics Service

www.agcensus.usda.gov

2007 CENSUS OF AGRICULTURE

Oconto County – Wisconsin

Farms with Black or African American Operators Compared with All Farms



Data are not available at this geographic level for farms with Black or African American operators.



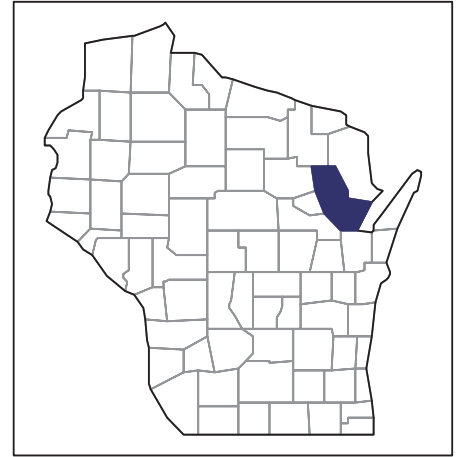
United States Department of Agriculture
National Agricultural Statistics Service

www.agcensus.usda.gov

2007 CENSUS OF AGRICULTURE

Oconto County – Wisconsin

Farms with Native Hawaiian or Other Pacific Islander Operators Compared with All Farms



Data are not available at this geographic level for farms with Native Hawaiian or Other Pacific Islander operators.



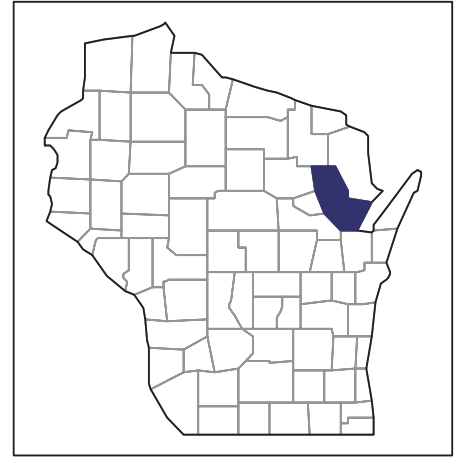
United States Department of Agriculture
National Agricultural Statistics Service

www.agcensus.usda.gov

2007 CENSUS *OF* AGRICULTURE

Oconto County – Wisconsin

Farms with White Operators
Compared with All Farms



Data are not available at this geographic level for farms with White operators.



United States Department of Agriculture
National Agricultural Statistics Service

www.agcensus.usda.gov

