

# 2007 CENSUS OF AGRICULTURE



## Oneida County – Wisconsin

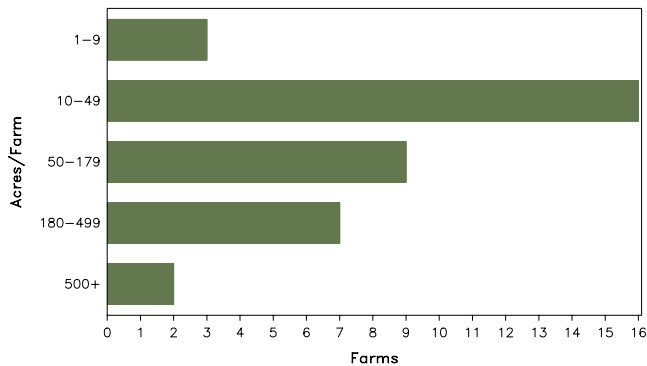
### Farms with Women Principal Operators Compared with All Farms

	Women Principal Operators	All Farms
<b>Number of Farms</b>	37	179
<b>Land in Farms</b>	4,815 acres	39,172 acres
<b>Average Size of Farm</b>	130 acres	219 acres
<b>Market Value of Products Sold</b>	\$223,000	\$17,523,000
Crop Sales	(D)	\$14,550,000
Livestock Sales	(D)	\$2,973,000
Average Per Farm	\$6,034	\$97,892
<b>Government Payments</b>	(D)	\$15,000
Average Per Farm Receiving Payments	(D)	\$741

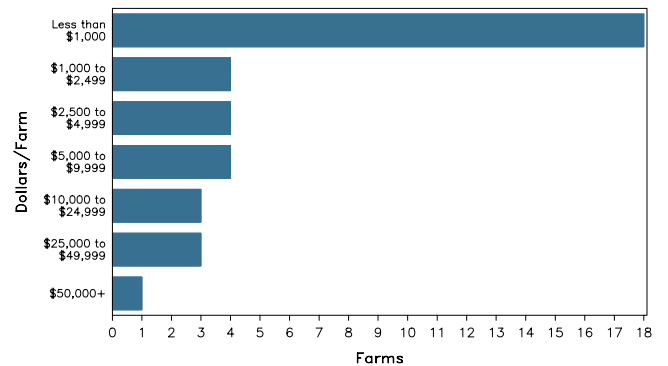
See footnotes on reverse page.

### Farms with Women Principal Operators

Farms by Size



Farms by Economic Size



# 2007 CENSUS OF AGRICULTURE

## Oneida County – Wisconsin Farms with Women Principal Operators

### Selected Highlights

Item	Farms	Quantity
<b>MARKET VALUE OF AGRICULTURAL PRODUCTS SOLD (\$1,000)</b>		
Total value of agricultural products sold	37	223
Value of crops including nursery and greenhouse	12	(D)
Value of livestock, poultry, and their products	20	(D)
<b>VALUE OF SALES BY COMMODITY GROUP (\$1,000)</b>		
Grains, oilseeds, dry beans, and dry peas	-	-
Tobacco	-	-
Cotton and cottonseed	-	-
Vegetables, melons, potatoes and sweet potatoes	1	(D)
Fruits, tree nuts, and berries	2	(D)
Nursery, greenhouse, floriculture, and sod	1	(D)
Cut Christmas trees and short rotation woody crops	2	(D)
Other crops and hay	9	(D)
Poultry and eggs	4	3
Cattle and calves	-	-
Milk and other dairy products from cows	-	-
Hogs and pigs	1	(D)
Sheep, goats, and their products	12	(D)
Horses, ponies, mules, burros, and donkeys	6	59
Aquaculture	-	-
Other animals and other animal products	3	-
<b>TOP CROP ITEMS (acres)</b>		
Forage - land used for all hay and haylage, grass silage, and greenchop	9	579
Cut Christmas trees	2	(D)
Vegetables harvested for sale	1	(D)
Pumpkins	1	(D)
Apples	1	(D)
<b>TOP LIVESTOCK INVENTORY ITEMS (number)</b>		
Broilers and other meat-type chickens	1	(D)
Sheep and lambs	9	(D)
Horses and ponies	28	149
Layers	4	65
Elk	2	(D)

### Operator Characteristics

Item	Quantity
Primary occupation:	
Farming	12
Other	25
Days worked off farm:	
None	10
Any	27
Years on present farm:	
2 years or less	2
3 to 4 years	3
5 to 9 years	9
10 years or more	23
Age group:	
Under 45 years	9
45 to 64 years	23
65 years and over	5
Average age of principal operator (years)	51.5

### Economic Characteristics

Item	Quantity
Farms by value of sales:	
Less than \$1,000	18
\$1,000 to \$2,499	4
\$2,500 to \$4,999	4
\$5,000 to \$9,999	4
\$10,000 to \$49,999	6
\$50,000 to \$99,999	1
\$100,000 to \$249,999	-
\$250,000 to \$499,999	-
\$500,000 or more	-
Total farm production expenses (\$1,000)	617
Average per farm (\$)	16,674
Net cash farm income of operation (\$1,000)	-183
Average per farm (\$)	-4,943
Value of agricultural products sold directly to individuals for human consumption (\$1,000)	27
Total organic product sales (\$1,000)	(D)
Total income from farm-related sources, gross before taxes and expenses (\$1,000)	210

See "Census of Agriculture, Volume 1, Geographic Area Series" for complete footnotes, explanations, definitions, and methodology.  
(D) Cannot be disclosed. (Z) Less than half of the unit shown.

# 2007 CENSUS OF AGRICULTURE

## Oneida County – Wisconsin

### Farms with Spanish, Hispanic, or Latino Operators Compared with All Farms



Data are not available at this geographic level for farms with Spanish, Hispanic, or Latino operators.



United States Department of Agriculture  
National Agricultural Statistics Service

[www.agcensus.usda.gov](http://www.agcensus.usda.gov)



# 2007 CENSUS OF AGRICULTURE

Oneida County – Wisconsin

Farms with American Indian or Alaska Native Operators Compared with All Farms



Data are not available at this geographic level for farms with American Indian or Alaska Native operators.



United States Department of Agriculture  
National Agricultural Statistics Service

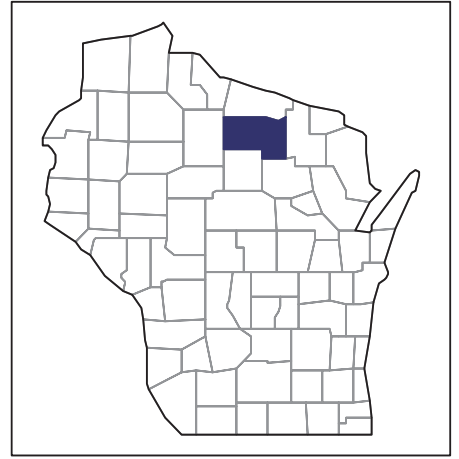
[www.agcensus.usda.gov](http://www.agcensus.usda.gov)



# 2007 CENSUS OF AGRICULTURE

**Oneida County – Wisconsin**

**Farms with Asian Operators  
Compared with All Farms**



**Data are not available at this geographic level for farms with Asian operators.**



United States Department of Agriculture  
National Agricultural Statistics Service

[www.agcensus.usda.gov](http://www.agcensus.usda.gov)





# 2007 CENSUS OF AGRICULTURE

**Oneida County – Wisconsin**

**Farms with Black or African American Operators Compared with All Farms**



Data are not available at this geographic level for farms with Black or African American operators.



United States Department of Agriculture  
National Agricultural Statistics Service

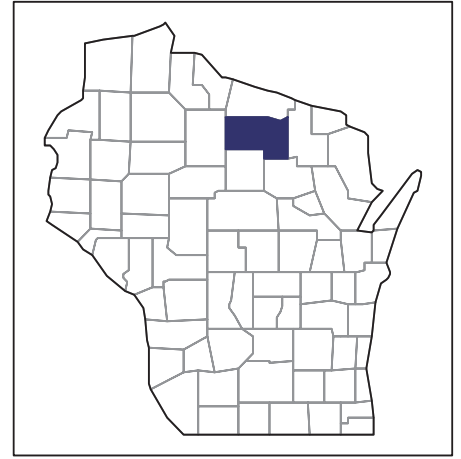
[www.agcensus.usda.gov](http://www.agcensus.usda.gov)



# 2007 CENSUS OF AGRICULTURE

## Oneida County – Wisconsin

### Farms with Native Hawaiian or Other Pacific Islander Operators Compared with All Farms



Data are not available at this geographic level for farms with Native Hawaiian or Other Pacific Islander operators.



United States Department of Agriculture  
National Agricultural Statistics Service

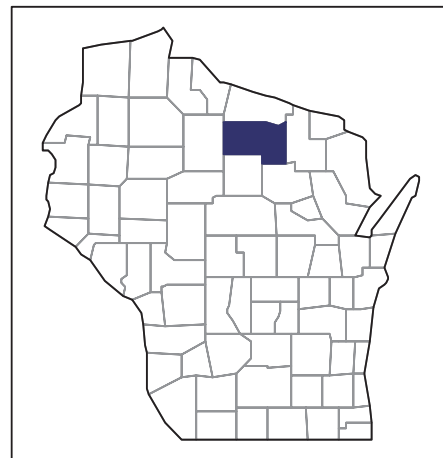
[www.agcensus.usda.gov](http://www.agcensus.usda.gov)



# 2007 CENSUS OF AGRICULTURE

**Oneida County – Wisconsin**

**Farms with White Operators  
Compared with All Farms**



**Data are not available at this geographic level for farms with White operators.**



United States Department of Agriculture  
National Agricultural Statistics Service

[www.agcensus.usda.gov](http://www.agcensus.usda.gov)

