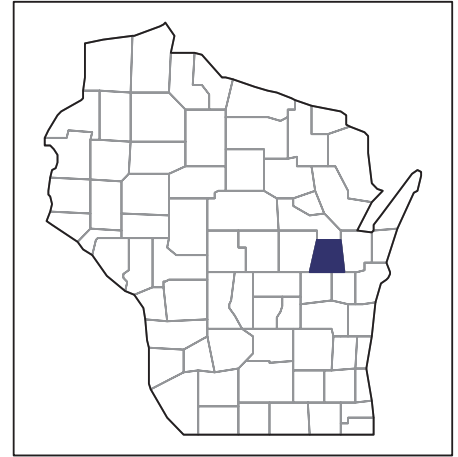


2007 CENSUS OF AGRICULTURE



Outagamie County – Wisconsin

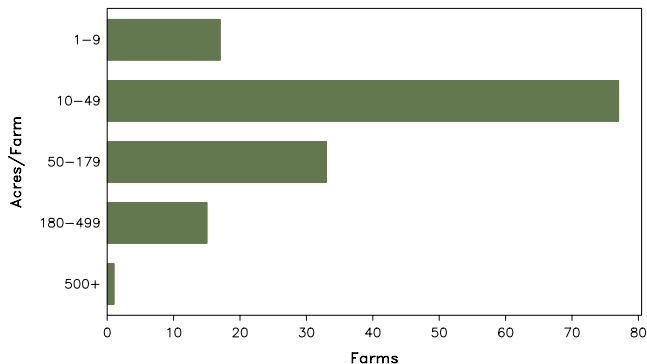
Farms with Women Principal Operators Compared with All Farms

	Women Principal Operators	All Farms
Number of Farms	143	1,362
Land in Farms	16,333 acres	247,482 acres
Average Size of Farm	114 acres	182 acres
Market Value of Products Sold	\$5,305,000	\$236,703,000
Crop Sales	\$2,356,000	\$53,853,000
Livestock Sales	\$2,949,000	\$182,850,000
Average Per Farm	\$37,095	\$173,791
Government Payments	\$197,000	\$4,370,000
Average Per Farm Receiving Payments	\$2,530	\$4,828

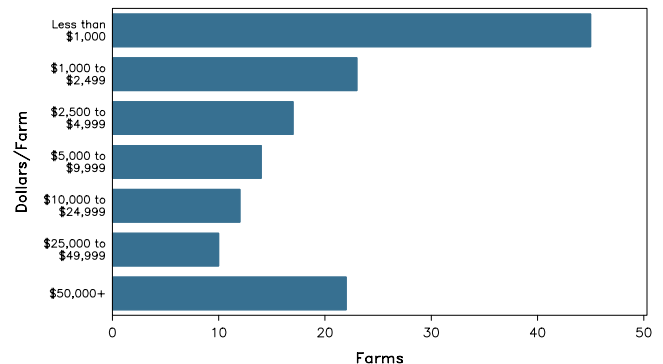
See footnotes on reverse page.

Farms with Women Principal Operators

Farms by Size



Farms by Economic Size



2007 CENSUS OF AGRICULTURE

Outagamie County – Wisconsin Farms with Women Principal Operators

Selected Highlights

Item	Farms	Quantity
MARKET VALUE OF AGRICULTURAL PRODUCTS SOLD (\$1,000)		
Total value of agricultural products sold	143	5,305
Value of crops including nursery and greenhouse	45	2,356
Value of livestock, poultry, and their products	59	2,949
VALUE OF SALES BY COMMODITY GROUP (\$1,000)		
Grains, oilseeds, dry beans, and dry peas	24	(D)
Tobacco	-	-
Cotton and cottonseed	-	-
Vegetables, melons, potatoes and sweet potatoes	1	(D)
Fruits, tree nuts, and berries	4	304
Nursery, greenhouse, floriculture, and sod	3	628
Cut Christmas trees and short rotation woody crops	1	(D)
Other crops and hay	21	(D)
Poultry and eggs	21	14
Cattle and calves	29	(D)
Milk and other dairy products from cows	12	1,676
Hogs and pigs	9	13
Sheep, goats, and their products	17	(D)
Horses, ponies, mules, burros, and donkeys	8	38
Aquaculture	-	-
Other animals and other animal products	4	39
TOP CROP ITEMS (acres)		
Corn for grain	20	2,430
Forage - land used for all hay and haylage, grass silage, and greenchop	45	2,427
Soybeans for beans	15	1,003
Corn for silage or greenchop	13	597
Wheat for grain, all	2	(D)
TOP LIVESTOCK INVENTORY ITEMS (number)		
Cattle and calves	26	2,399
Broilers and other meat-type chickens	8	1,415
Sheep and lambs	17	721
Ducks	11	449
Horses and ponies	56	396

Operator Characteristics

Item	Quantity
Primary occupation:	
Farming	47
Other	96
Days worked off farm:	
None	55
Any	88
Years on present farm:	
2 years or less	4
3 to 4 years	10
5 to 9 years	35
10 years or more	94
Age group:	
Under 45 years	33
45 to 64 years	76
65 years and over	34
Average age of principal operator (years)	54.9

Economic Characteristics

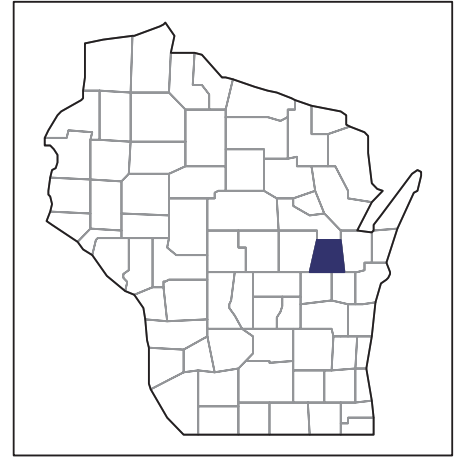
Item	Quantity
Farms by value of sales:	
Less than \$1,000	71
\$1,000 to \$2,499	11
\$2,500 to \$4,999	5
\$5,000 to \$9,999	12
\$10,000 to \$49,999	26
\$50,000 to \$99,999	2
\$100,000 to \$249,999	11
\$250,000 to \$499,999	4
\$500,000 or more	1
Total farm production expenses (\$1,000)	4,467
Average per farm (\$)	31,237
Net cash farm income of operation (\$1,000)	1,214
Average per farm (\$)	8,493
Value of agricultural products sold directly to individuals for human consumption (\$1,000)	31
Total organic product sales (\$1,000)	-
Total income from farm-related sources, gross before taxes and expenses (\$1,000)	180

See "Census of Agriculture, Volume 1, Geographic Area Series" for complete footnotes, explanations, definitions, and methodology.
(D) Cannot be disclosed. (Z) Less than half of the unit shown.

2007 CENSUS OF AGRICULTURE

Outagamie County – Wisconsin

Farms with Spanish, Hispanic, or Latino Operators Compared with All Farms



Data are not available at this geographic level for farms with Spanish, Hispanic, or Latino operators.



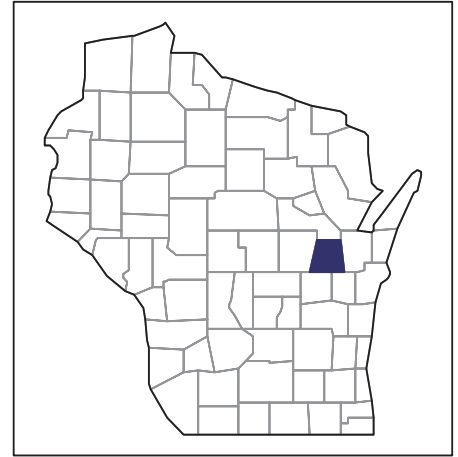
United States Department of Agriculture
National Agricultural Statistics Service

www.agcensus.usda.gov

2007 CENSUS OF AGRICULTURE

Outagamie County – Wisconsin

Farms with American Indian or Alaska Native Operators Compared with All Farms



Data are not available at this geographic level for farms with American Indian or Alaska Native operators.



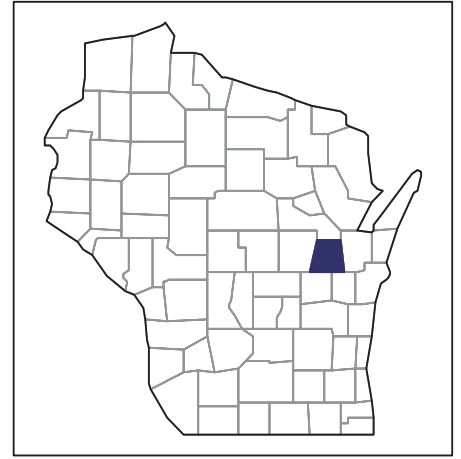
United States Department of Agriculture
National Agricultural Statistics Service

www.agcensus.usda.gov

2007 CENSUS *OF* AGRICULTURE

Outagamie County – Wisconsin

**Farms with Asian Operators
Compared with All Farms**



Data are not available at this geographic level for farms with Asian operators.



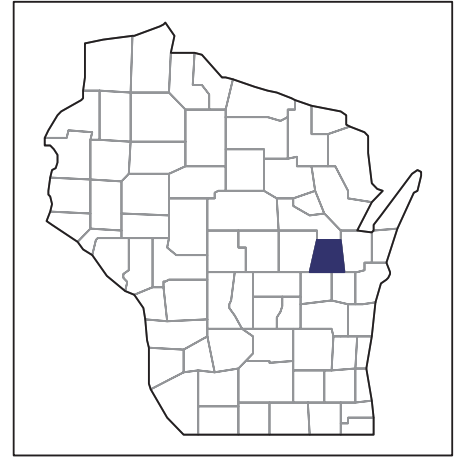
United States Department of Agriculture
National Agricultural Statistics Service

www.agcensus.usda.gov

2007 CENSUS OF AGRICULTURE

Outagamie County – Wisconsin

Farms with Black or African American Operators Compared with All Farms



Data are not available at this geographic level for farms with Black or African American operators.



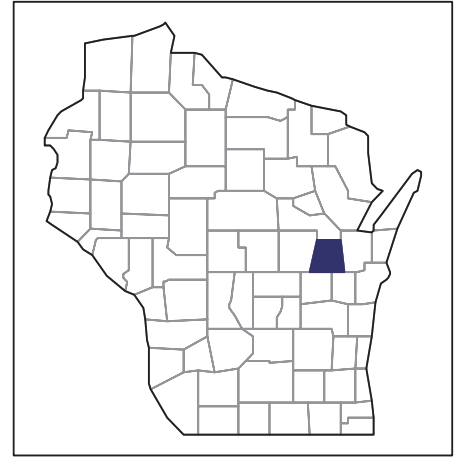
United States Department of Agriculture
National Agricultural Statistics Service

www.agcensus.usda.gov

2007 CENSUS OF AGRICULTURE

Outagamie County – Wisconsin

Farms with Native Hawaiian or Other Pacific Islander Operators Compared with All Farms



Data are not available at this geographic level for farms with Native Hawaiian or Other Pacific Islander operators.



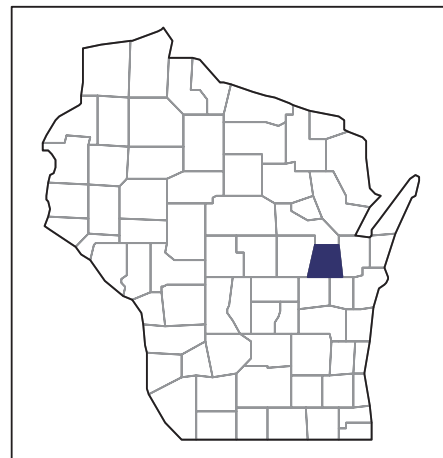
United States Department of Agriculture
National Agricultural Statistics Service

www.agcensus.usda.gov

2007 CENSUS OF AGRICULTURE

Outagamie County – Wisconsin

**Farms with White Operators
Compared with All Farms**



Data are not available at this geographic level for farms with White operators.



United States Department of Agriculture
National Agricultural Statistics Service

www.agcensus.usda.gov

