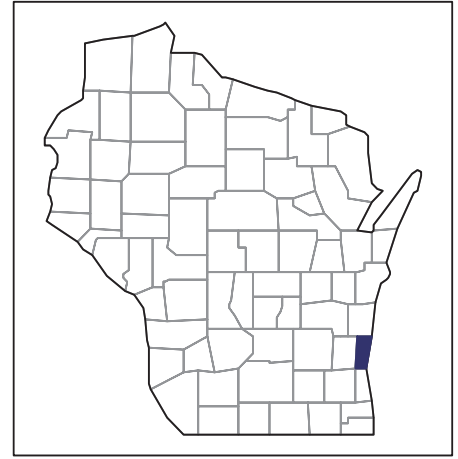


2007 CENSUS OF AGRICULTURE



Ozaukee County – Wisconsin

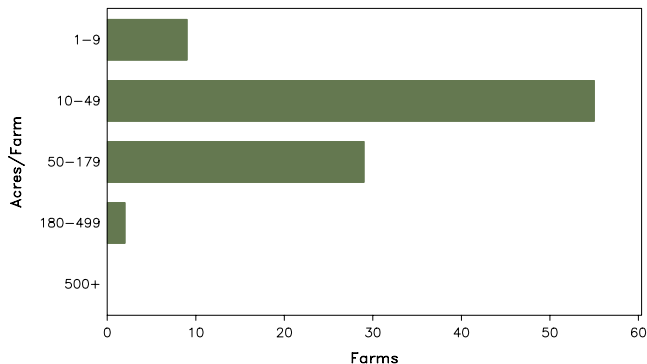
Farms with Women Principal Operators Compared with All Farms

	Women Principal Operators	All Farms
Number of Farms	95	513
Land in Farms	4,809 acres	70,689 acres
Average Size of Farm	51 acres	138 acres
Market Value of Products Sold	\$719,000	\$59,056,000
Crop Sales	\$358,000	\$20,898,000
Livestock Sales	\$361,000	\$38,159,000
Average Per Farm	\$7,570	\$115,120
Government Payments	\$82,000	\$1,058,000
Average Per Farm Receiving Payments	\$1,711	\$3,256

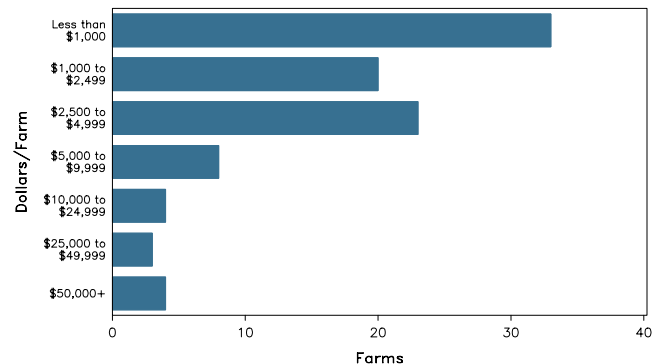
See footnotes on reverse page.

Farms with Women Principal Operators

Farms by Size



Farms by Economic Size



2007 CENSUS OF AGRICULTURE

Ozaukee County – Wisconsin Farms with Women Principal Operators

Selected Highlights

Item	Farms	Quantity
MARKET VALUE OF AGRICULTURAL PRODUCTS SOLD (\$1,000)		
Total value of agricultural products sold	95	719
Value of crops including nursery and greenhouse	20	358
Value of livestock, poultry, and their products	28	361
VALUE OF SALES BY COMMODITY GROUP (\$1,000)		
Grains, oilseeds, dry beans, and dry peas	9	168
Tobacco	-	-
Cotton and cottonseed	-	-
Vegetables, melons, potatoes and sweet potatoes	4	(D)
Fruits, tree nuts, and berries	-	-
Nursery, greenhouse, floriculture, and sod	5	154
Cut Christmas trees and short rotation woody crops	-	-
Other crops and hay	8	(D)
Poultry and eggs	8	8
Cattle and calves	8	(D)
Milk and other dairy products from cows	1	(D)
Hogs and pigs	3	2
Sheep, goats, and their products	9	13
Horses, ponies, mules, burros, and donkeys	9	40
Aquaculture	-	-
Other animals and other animal products	2	(D)
TOP CROP ITEMS (acres)		
Forage - land used for all hay and haylage, grass silage, and greenchop	18	543
Corn for grain	7	344
Soybeans for beans	5	156
Wheat for grain, all	3	43
Nursery stock	2	(D)
TOP LIVESTOCK INVENTORY ITEMS (number)		
Horses and ponies	31	597
Cattle and calves	9	296
Layers	10	291
Broilers and other meat-type chickens	3	190
Sheep and lambs	9	162

Operator Characteristics

Item	Quantity
Primary occupation:	
Farming	43
Other	52
Days worked off farm:	
None	47
Any	48
Years on present farm:	
2 years or less	-
3 to 4 years	11
5 to 9 years	18
10 years or more	66
Age group:	
Under 45 years	8
45 to 64 years	56
65 years and over	31
Average age of principal operator (years)	59.2

Economic Characteristics

Item	Quantity
Farms by value of sales:	
Less than \$1,000	60
\$1,000 to \$2,499	5
\$2,500 to \$4,999	13
\$5,000 to \$9,999	6
\$10,000 to \$49,999	7
\$50,000 to \$99,999	3
\$100,000 to \$249,999	1
\$250,000 to \$499,999	-
\$500,000 or more	-
Total farm production expenses (\$1,000)	2,728
Average per farm (\$)	28,717
Net cash farm income of operation (\$1,000)	-326
Average per farm (\$)	-3,427
Value of agricultural products sold directly to individuals for human consumption (\$1,000)	8
Total organic product sales (\$1,000)	(D)
Total income from farm-related sources, gross before taxes and expenses (\$1,000)	1,601

See "Census of Agriculture, Volume 1, Geographic Area Series" for complete footnotes, explanations, definitions, and methodology.
(D) Cannot be disclosed. (Z) Less than half of the unit shown.

2007 CENSUS OF AGRICULTURE

Ozaukee County – Wisconsin

Farms with Spanish, Hispanic, or Latino Operators Compared with All Farms



Data are not available at this geographic level for farms with Spanish, Hispanic, or Latino operators.



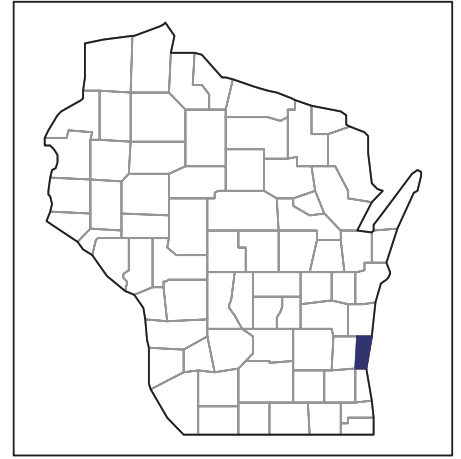
United States Department of Agriculture
National Agricultural Statistics Service

www.agcensus.usda.gov

2007 CENSUS OF AGRICULTURE

Ozaukee County – Wisconsin

Farms with American Indian or Alaska Native Operators Compared with All Farms



Data are not available at this geographic level for farms with American Indian or Alaska Native operators.



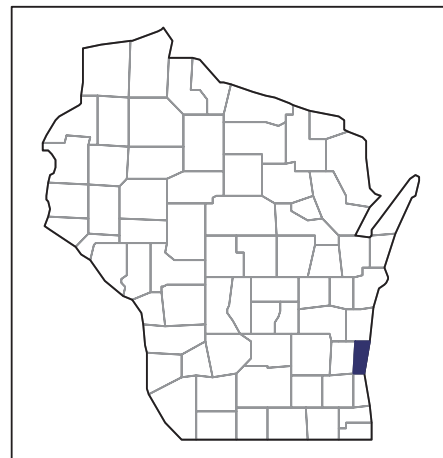
United States Department of Agriculture
National Agricultural Statistics Service

www.agcensus.usda.gov

2007 CENSUS *OF* AGRICULTURE

Ozaukee County – Wisconsin

Farms with Asian Operators
Compared with All Farms



Data are not available at this geographic level for farms with Asian operators.



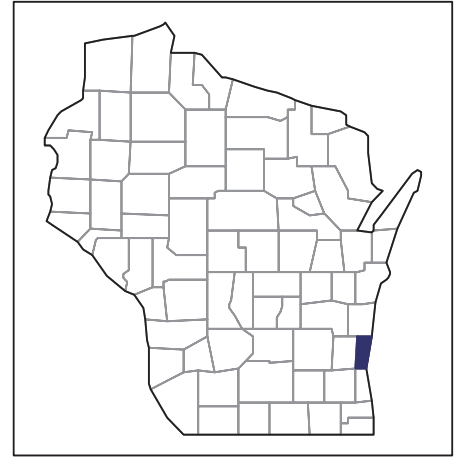
United States Department of Agriculture
National Agricultural Statistics Service

www.agcensus.usda.gov

2007 CENSUS *OF* AGRICULTURE

Ozaukee County – Wisconsin

Farms with Black or African American
Operators Compared with All Farms



Data are not available at this geographic level for farms with Black or African American operators.



United States Department of Agriculture
National Agricultural Statistics Service

www.agcensus.usda.gov

2007 CENSUS OF AGRICULTURE

Ozaukee County – Wisconsin

Farms with Native Hawaiian or Other Pacific Islander Operators Compared with All Farms



Data are not available at this geographic level for farms with Native Hawaiian or Other Pacific Islander operators.



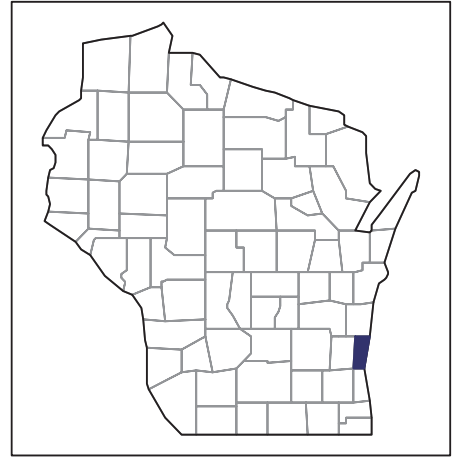
United States Department of Agriculture
National Agricultural Statistics Service

www.agcensus.usda.gov

2007 CENSUS *OF* AGRICULTURE

Ozaukee County – Wisconsin

Farms with White Operators
Compared with All Farms



Data are not available at this geographic level for farms with White operators.



United States Department of Agriculture
National Agricultural Statistics Service

www.agcensus.usda.gov

