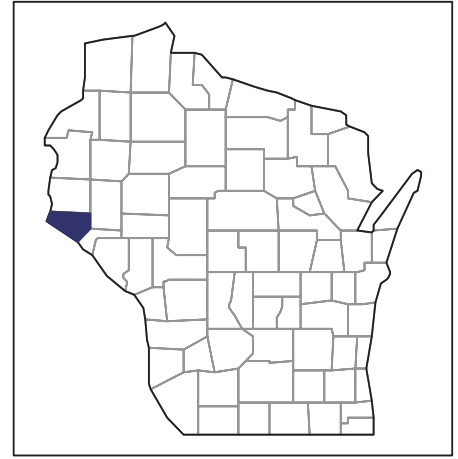


2007 CENSUS OF AGRICULTURE



Pierce County – Wisconsin

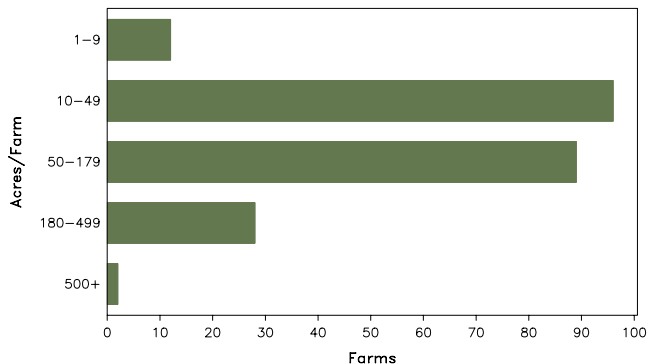
Farms with Women Principal Operators Compared with All Farms

	Women Principal Operators	All Farms
Number of Farms	227	1,531
Land in Farms	20,362 acres	271,178 acres
Average Size of Farm	90 acres	177 acres
Market Value of Products Sold	\$5,110,000	\$115,194,000
Crop Sales	\$3,644,000	\$38,535,000
Livestock Sales	\$1,467,000	\$76,659,000
Average Per Farm	\$22,512	\$75,241
Government Payments	\$351,000	\$4,235,000
Average Per Farm Receiving Payments	\$2,904	\$4,124

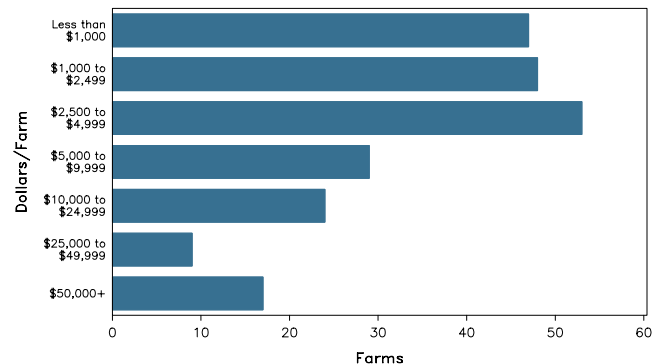
See footnotes on reverse page.

Farms with Women Principal Operators

Farms by Size



Farms by Economic Size



2007 CENSUS OF AGRICULTURE

Pierce County – Wisconsin Farms with Women Principal Operators

Selected Highlights

Item	Farms	Quantity
MARKET VALUE OF AGRICULTURAL PRODUCTS SOLD (\$1,000)		
Total value of agricultural products sold	227	5,110
Value of crops including nursery and greenhouse	89	3,644
Value of livestock, poultry, and their products	93	1,467
VALUE OF SALES BY COMMODITY GROUP (\$1,000)		
Grains, oilseeds, dry beans, and dry peas	35	882
Tobacco	-	-
Cotton and cottonseed	-	-
Vegetables, melons, potatoes and sweet potatoes	8	51
Fruits, tree nuts, and berries	9	188
Nursery, greenhouse, floriculture, and sod	13	2,412
Cut Christmas trees and short rotation woody crops	-	-
Other crops and hay	50	111
Poultry and eggs	32	18
Cattle and calves	47	(D)
Milk and other dairy products from cows	7	780
Hogs and pigs	5	(D)
Sheep, goats, and their products	18	37
Horses, ponies, mules, burros, and donkeys	15	77
Aquaculture	-	-
Other animals and other animal products	6	(D)
TOP CROP ITEMS (acres)		
Forage - land used for all hay and haylage, grass silage, and greenchop	90	2,839
Corn for grain	26	1,602
Soybeans for beans	13	1,095
Corn for silage or greenchop	16	253
Nursery stock	4	116
TOP LIVESTOCK INVENTORY ITEMS (number)		
Cattle and calves	55	2,181
Layers	33	760
Horses and ponies	97	749
Elk	1	(D)
Sheep and lambs	16	304

Operator Characteristics

Item	Quantity
Primary occupation:	
Farming	79
Other	148
Days worked off farm:	
None	87
Any	140
Years on present farm:	
2 years or less	6
3 to 4 years	14
5 to 9 years	40
10 years or more	167
Age group:	
Under 45 years	52
45 to 64 years	111
65 years and over	64
Average age of principal operator (years)	56.7

Economic Characteristics

Item	Quantity
Farms by value of sales:	
Less than \$1,000	114
\$1,000 to \$2,499	24
\$2,500 to \$4,999	23
\$5,000 to \$9,999	21
\$10,000 to \$49,999	28
\$50,000 to \$99,999	5
\$100,000 to \$249,999	6
\$250,000 to \$499,999	4
\$500,000 or more	2
Total farm production expenses (\$1,000)	5,241
Average per farm (\$)	23,088
Net cash farm income of operation (\$1,000)	718
Average per farm (\$)	3,163
Value of agricultural products sold directly to individuals for human consumption (\$1,000)	130
Total organic product sales (\$1,000)	(D)
Total income from farm-related sources, gross before taxes and expenses (\$1,000)	497

See "Census of Agriculture, Volume 1, Geographic Area Series" for complete footnotes, explanations, definitions, and methodology.
(D) Cannot be disclosed. (Z) Less than half of the unit shown.

2007 CENSUS OF AGRICULTURE

Pierce County – Wisconsin

Farms with Spanish, Hispanic, or Latino Operators Compared with All Farms



Data are not available at this geographic level for farms with Spanish, Hispanic, or Latino operators.



United States Department of Agriculture
National Agricultural Statistics Service

www.agcensus.usda.gov

2007 CENSUS OF AGRICULTURE

Pierce County – Wisconsin

Farms with American Indian or Alaska Native Operators Compared with All Farms



Data are not available at this geographic level for farms with American Indian or Alaska Native operators.



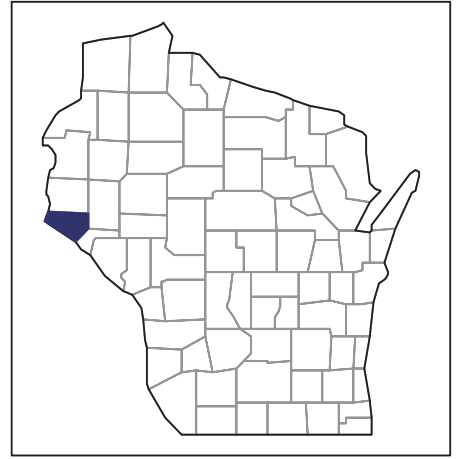
United States Department of Agriculture
National Agricultural Statistics Service

www.agcensus.usda.gov

2007 CENSUS *OF* AGRICULTURE

Pierce County – Wisconsin

**Farms with Asian Operators
Compared with All Farms**



Data are not available at this geographic level for farms with Asian operators.



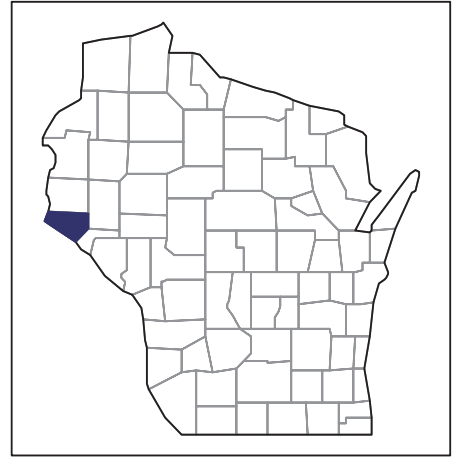
United States Department of Agriculture
National Agricultural Statistics Service

www.agcensus.usda.gov

2007 CENSUS OF AGRICULTURE

Pierce County – Wisconsin

Farms with Black or African American Operators Compared with All Farms



Data are not available at this geographic level for farms with Black or African American operators.



United States Department of Agriculture
National Agricultural Statistics Service

www.agcensus.usda.gov

2007 CENSUS *OF* **AGRICULTURE**

Pierce County – Wisconsin

**Farms with Native Hawaiian or Other
Pacific Islander Operators Compared
with All Farms**



Data are not available at this geographic level for farms with Native Hawaiian or Other Pacific Islander operators.



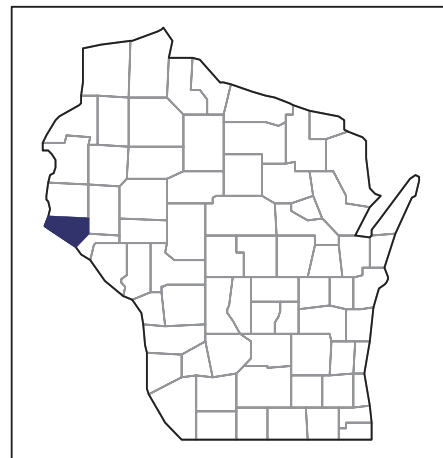
United States Department of Agriculture
National Agricultural Statistics Service

www.agcensus.usda.gov

2007 CENSUS *OF* AGRICULTURE

Pierce County – Wisconsin

**Farms with White Operators
Compared with All Farms**



Data are not available at this geographic level for farms with White operators.



United States Department of Agriculture
National Agricultural Statistics Service

www.agcensus.usda.gov

