

# 2007 CENSUS OF AGRICULTURE



## Polk County – Wisconsin

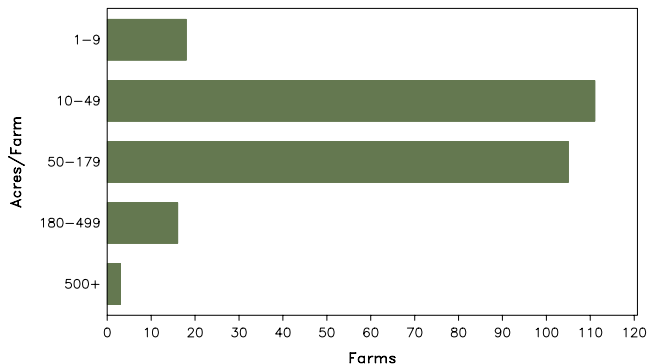
### Farms with Women Principal Operators Compared with All Farms

	Women Principal Operators	All Farms
<b>Number of Farms</b>	253	1,582
<b>Land in Farms</b>	19,605 acres	288,994 acres
<b>Average Size of Farm</b>	77 acres	183 acres
<b>Market Value of Products Sold</b>	\$2,088,000	\$103,660,000
Crop Sales	\$640,000	\$20,472,000
Livestock Sales	\$1,448,000	\$83,188,000
Average Per Farm	\$8,255	\$65,524
<b>Government Payments</b>	\$186,000	\$2,875,000
Average Per Farm Receiving Payments	\$1,428	\$2,945

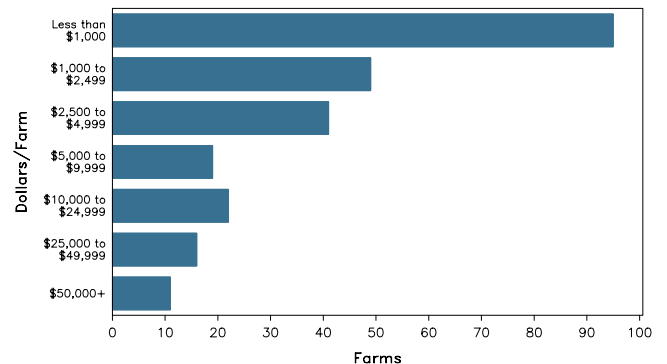
See footnotes on reverse page.

### Farms with Women Principal Operators

Farms by Size



Farms by Economic Size



# 2007 CENSUS OF AGRICULTURE

## Polk County – Wisconsin Farms with Women Principal Operators

### Selected Highlights

Item	Farms	Quantity
<b>MARKET VALUE OF AGRICULTURAL PRODUCTS SOLD (\$1,000)</b>		
Total value of agricultural products sold	253	2,088
Value of crops including nursery and greenhouse	66	640
Value of livestock, poultry, and their products	130	1,448
<b>VALUE OF SALES BY COMMODITY GROUP (\$1,000)</b>		
Grains, oilseeds, dry beans, and dry peas	16	237
Tobacco	-	-
Cotton and cottonseed	-	-
Vegetables, melons, potatoes and sweet potatoes	12	37
Fruits, tree nuts, and berries	11	161
Nursery, greenhouse, floriculture, and sod	5	124
Cut Christmas trees and short rotation woody crops	-	-
Other crops and hay	35	81
Poultry and eggs	51	30
Cattle and calves	56	674
Milk and other dairy products from cows	8	564
Hogs and pigs	14	12
Sheep, goats, and their products	34	122
Horses, ponies, mules, burros, and donkeys	10	38
Aquaculture	-	-
Other animals and other animal products	9	7
<b>TOP CROP ITEMS (acres)</b>		
Forage - land used for all hay and haylage, grass silage, and greenchop	94	2,743
Corn for grain	18	937
Soybeans for beans	5	290
Corn for silage or greenchop	12	222
Oats for grain	4	62
<b>TOP LIVESTOCK INVENTORY ITEMS (number)</b>		
Cattle and calves	75	1,779
Broilers and other meat-type chickens	22	1,288
Layers	53	1,150
Sheep and lambs	24	877
Horses and ponies	109	618

### Operator Characteristics

Item	Quantity
Primary occupation:	
Farming	96
Other	157
Days worked off farm:	
None	81
Any	172
Years on present farm:	
2 years or less	10
3 to 4 years	26
5 to 9 years	62
10 years or more	155
Age group:	
Under 45 years	49
45 to 64 years	134
65 years and over	70
Average age of principal operator (years)	56.4

### Economic Characteristics

Item	Quantity
Farms by value of sales:	
Less than \$1,000	134
\$1,000 to \$2,499	35
\$2,500 to \$4,999	19
\$5,000 to \$9,999	19
\$10,000 to \$49,999	37
\$50,000 to \$99,999	4
\$100,000 to \$249,999	5
\$250,000 to \$499,999	-
\$500,000 or more	-
Total farm production expenses (\$1,000)	2,823
Average per farm (\$)	11,158
Net cash farm income of operation (\$1,000)	-227
Average per farm (\$)	-897
Value of agricultural products sold directly to individuals for human consumption (\$1,000)	70
Total organic product sales (\$1,000)	22
Total income from farm-related sources, gross before taxes and expenses (\$1,000)	322

See "Census of Agriculture, Volume 1, Geographic Area Series" for complete footnotes, explanations, definitions, and methodology.  
(D) Cannot be disclosed. (Z) Less than half of the unit shown.

# 2007 CENSUS *OF* AGRICULTURE

## Polk County – Wisconsin

### Farms with Spanish, Hispanic, or Latino Operators Compared with All Farms



Data are not available at this geographic level for farms with Spanish, Hispanic, or Latino operators.



United States Department of Agriculture  
National Agricultural Statistics Service

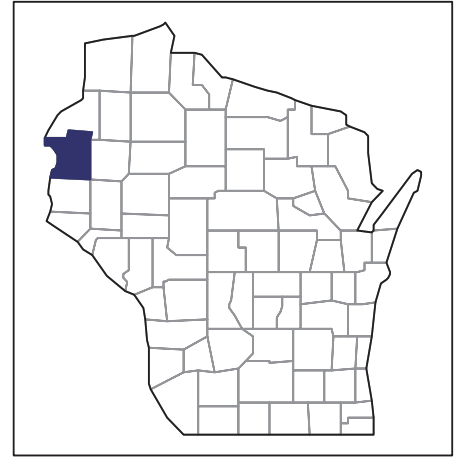
[www.agcensus.usda.gov](http://www.agcensus.usda.gov)



# 2007 CENSUS OF AGRICULTURE

## Polk County – Wisconsin

### Farms with American Indian or Alaska Native Operators Compared with All Farms



Data are not available at this geographic level for farms with American Indian or Alaska Native operators.



United States Department of Agriculture  
National Agricultural Statistics Service

[www.agcensus.usda.gov](http://www.agcensus.usda.gov)



# 2007 CENSUS *OF* AGRICULTURE

**Polk County – Wisconsin**

**Farms with Asian Operators  
Compared with All Farms**



**Data are not available at this geographic level for farms with Asian operators.**



United States Department of Agriculture  
National Agricultural Statistics Service

[www.agcensus.usda.gov](http://www.agcensus.usda.gov)





# 2007 CENSUS OF AGRICULTURE

## Polk County – Wisconsin

### Farms with Black or African American Operators Compared with All Farms



Data are not available at this geographic level for farms with Black or African American operators.



United States Department of Agriculture  
National Agricultural Statistics Service

[www.agcensus.usda.gov](http://www.agcensus.usda.gov)



# 2007 CENSUS OF AGRICULTURE

## Polk County – Wisconsin

### Farms with Native Hawaiian or Other Pacific Islander Operators Compared with All Farms



Data are not available at this geographic level for farms with Native Hawaiian or Other Pacific Islander operators.



United States Department of Agriculture  
National Agricultural Statistics Service

[www.agcensus.usda.gov](http://www.agcensus.usda.gov)



# 2007 CENSUS *OF* AGRICULTURE

**Polk County – Wisconsin**

**Farms with White Operators  
Compared with All Farms**



**Data are not available at this geographic level for farms with White operators.**



United States Department of Agriculture  
National Agricultural Statistics Service

[www.agcensus.usda.gov](http://www.agcensus.usda.gov)

