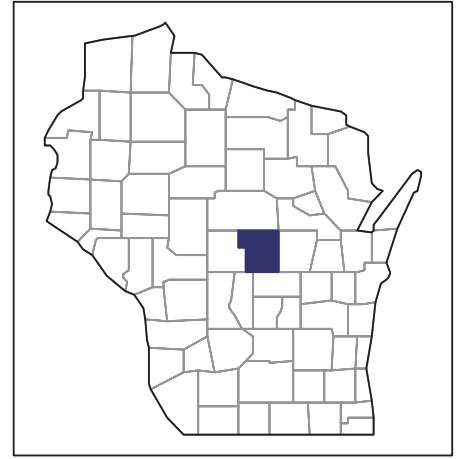


2007 CENSUS OF AGRICULTURE



Portage County – Wisconsin

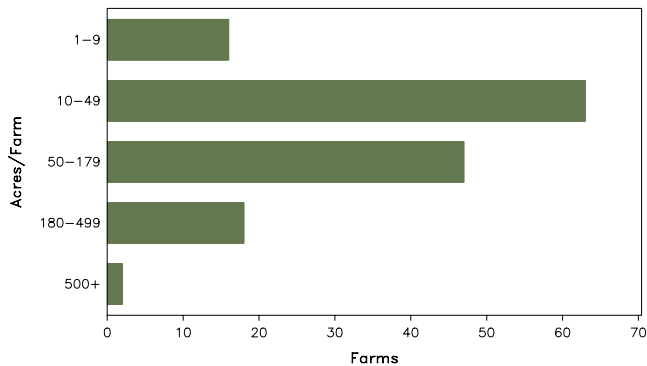
Farms with Women Principal Operators Compared with All Farms

	Women Principal Operators	All Farms
Number of Farms	146	1,066
Land in Farms	16,259 acres	281,575 acres
Average Size of Farm	111 acres	264 acres
Market Value of Products Sold	\$8,984,000	\$196,052,000
Crop Sales	\$6,248,000	\$133,682,000
Livestock Sales	\$2,737,000	\$62,370,000
Average Per Farm	\$61,537	\$183,914
Government Payments	\$71,000	\$1,860,000
Average Per Farm Receiving Payments	\$1,504	\$3,258

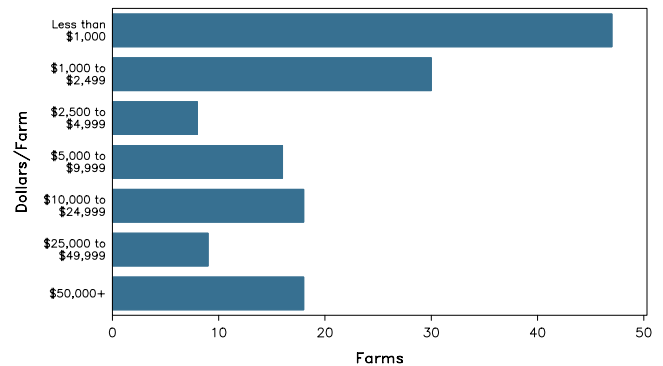
See footnotes on reverse page.

Farms with Women Principal Operators

Farms by Size



Farms by Economic Size



2007 CENSUS OF AGRICULTURE

Portage County – Wisconsin Farms with Women Principal Operators

Selected Highlights

Item	Farms	Quantity
MARKET VALUE OF AGRICULTURAL PRODUCTS SOLD (\$1,000)		
Total value of agricultural products sold	146	8,984
Value of crops including nursery and greenhouse	53	6,248
Value of livestock, poultry, and their products	66	2,737
VALUE OF SALES BY COMMODITY GROUP (\$1,000)		
Grains, oilseeds, dry beans, and dry peas	30	(D)
Tobacco	-	-
Cotton and cottonseed	-	-
Vegetables, melons, potatoes and sweet potatoes	6	(D)
Fruits, tree nuts, and berries	6	88
Nursery, greenhouse, floriculture, and sod	2	(D)
Cut Christmas trees and short rotation woody crops	2	(D)
Other crops and hay	36	132
Poultry and eggs	27	505
Cattle and calves	32	(D)
Milk and other dairy products from cows	12	(D)
Hogs and pigs	9	(D)
Sheep, goats, and their products	6	4
Horses, ponies, mules, burros, and donkeys	7	31
Aquaculture	-	-
Other animals and other animal products	4	(D)
TOP CROP ITEMS (acres)		
Vegetables harvested for sale	6	(D)
Forage - land used for all hay and haylage, grass silage, and greenchop	54	2,710
Corn for grain	26	837
Cucumbers and pickles	3	(D)
Soybeans for beans	9	580
TOP LIVESTOCK INVENTORY ITEMS (number)		
Pheasants	3	30,000
Cattle and calves	44	1,851
Layers	21	1,187
Horses and ponies	60	439
Rabbits and their pelts	9	202

Operator Characteristics

Item	Quantity
Primary occupation:	
Farming	60
Other	86
Days worked off farm:	
None	51
Any	95
Years on present farm:	
2 years or less	8
3 to 4 years	2
5 to 9 years	29
10 years or more	107
Age group:	
Under 45 years	49
45 to 64 years	70
65 years and over	27
Average age of principal operator (years)	52.5

Economic Characteristics

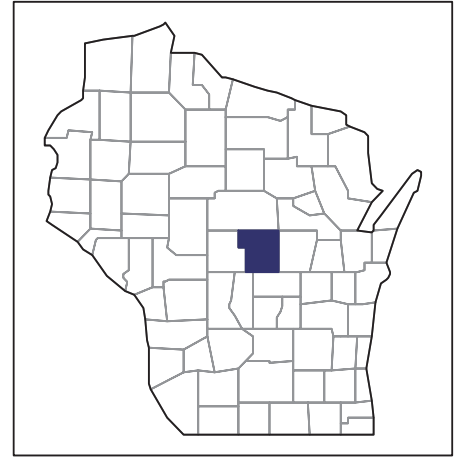
Item	Quantity
Farms by value of sales:	
Less than \$1,000	58
\$1,000 to \$2,499	21
\$2,500 to \$4,999	7
\$5,000 to \$9,999	15
\$10,000 to \$49,999	27
\$50,000 to \$99,999	5
\$100,000 to \$249,999	7
\$250,000 to \$499,999	4
\$500,000 or more	2
Total farm production expenses (\$1,000)	8,403
Average per farm (\$)	57,557
Net cash farm income of operation (\$1,000)	961
Average per farm (\$)	6,582
Value of agricultural products sold directly to individuals for human consumption (\$1,000)	43
Total organic product sales (\$1,000)	(D)
Total income from farm-related sources, gross before taxes and expenses (\$1,000)	309

See "Census of Agriculture, Volume 1, Geographic Area Series" for complete footnotes, explanations, definitions, and methodology.
(D) Cannot be disclosed. (Z) Less than half of the unit shown.

2007 CENSUS OF AGRICULTURE

Portage County – Wisconsin

Farms with Spanish, Hispanic, or Latino Operators Compared with All Farms



Data are not available at this geographic level for farms with Spanish, Hispanic, or Latino operators.



United States Department of Agriculture
National Agricultural Statistics Service

www.agcensus.usda.gov

2007 CENSUS OF AGRICULTURE

Portage County – Wisconsin

Farms with American Indian or Alaska Native Operators Compared with All Farms



Data are not available at this geographic level for farms with American Indian or Alaska Native operators.



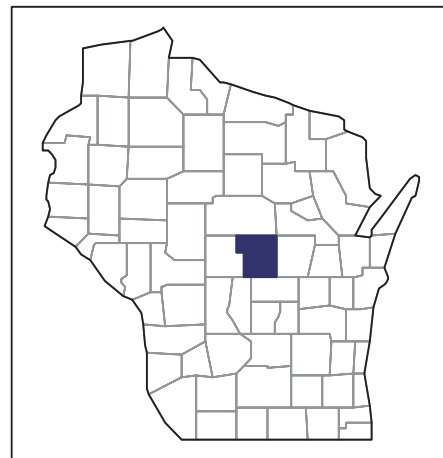
United States Department of Agriculture
National Agricultural Statistics Service

www.agcensus.usda.gov

2007 CENSUS OF AGRICULTURE

Portage County – Wisconsin

Farms with Asian Operators
Compared with All Farms



Data are not available at this geographic level for farms with Asian operators.



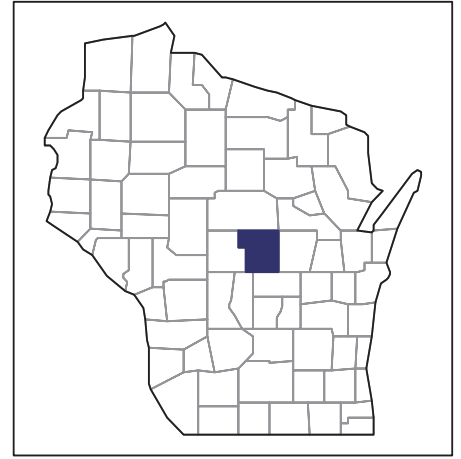
United States Department of Agriculture
National Agricultural Statistics Service

www.agcensus.usda.gov

2007 CENSUS OF AGRICULTURE

Portage County – Wisconsin

Farms with Black or African American Operators Compared with All Farms



Data are not available at this geographic level for farms with Black or African American operators.



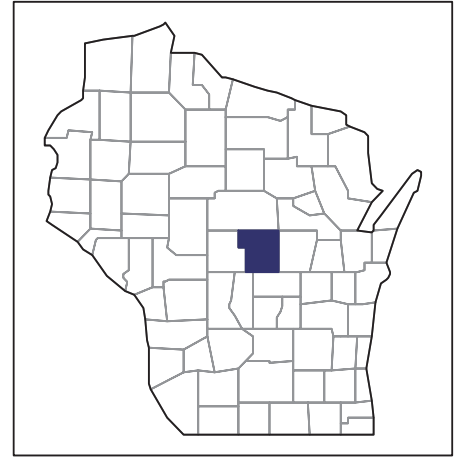
United States Department of Agriculture
National Agricultural Statistics Service

www.agcensus.usda.gov

2007 CENSUS OF AGRICULTURE

Portage County – Wisconsin

Farms with Native Hawaiian or Other Pacific Islander Operators Compared with All Farms



Data are not available at this geographic level for farms with Native Hawaiian or Other Pacific Islander operators.



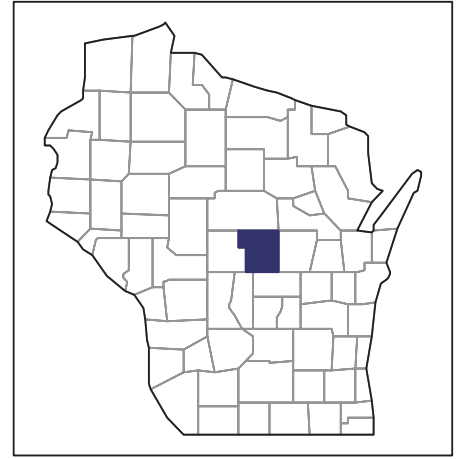
United States Department of Agriculture
National Agricultural Statistics Service

www.agcensus.usda.gov

2007 CENSUS OF AGRICULTURE

Portage County – Wisconsin

Farms with White Operators
Compared with All Farms



Data are not available at this geographic level for farms with White operators.



United States Department of Agriculture
National Agricultural Statistics Service

www.agcensus.usda.gov

