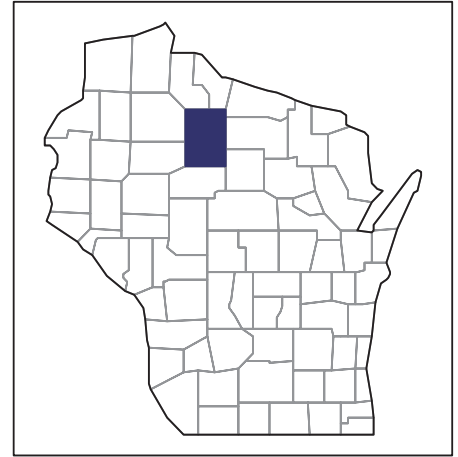


2007 CENSUS OF AGRICULTURE



Price County – Wisconsin

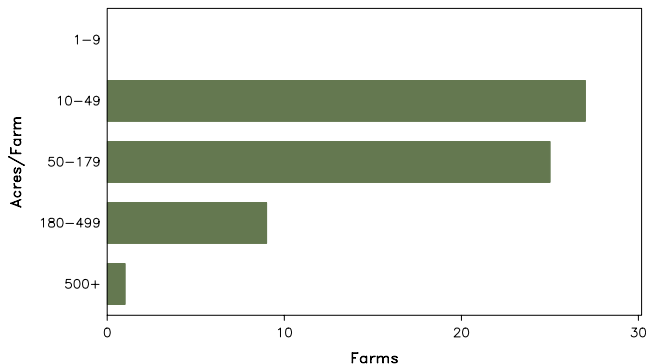
Farms with Women Principal Operators Compared with All Farms

	Women Principal Operators	All Farms
Number of Farms	62	545
Land in Farms	6,582 acres	102,407 acres
Average Size of Farm	106 acres	188 acres
Market Value of Products Sold	\$756,000	\$22,290,000
Crop Sales	\$96,000	\$6,955,000
Livestock Sales	\$660,000	\$15,336,000
Average Per Farm	\$12,201	\$40,900
Government Payments	\$7,000	\$293,000
Average Per Farm Receiving Payments	\$564	\$2,569

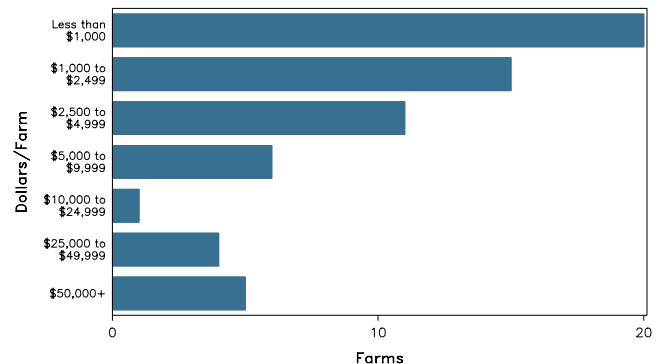
See footnotes on reverse page.

Farms with Women Principal Operators

Farms by Size



Farms by Economic Size



2007 CENSUS OF AGRICULTURE

Price County – Wisconsin Farms with Women Principal Operators

Selected Highlights

Item	Farms	Quantity
MARKET VALUE OF AGRICULTURAL PRODUCTS SOLD (\$1,000)		
Total value of agricultural products sold	62	756
Value of crops including nursery and greenhouse	34	96
Value of livestock, poultry, and their products	36	660
VALUE OF SALES BY COMMODITY GROUP (\$1,000)		
Grains, oilseeds, dry beans, and dry peas	2	(D)
Tobacco	-	-
Cotton and cottonseed	-	-
Vegetables, melons, potatoes and sweet potatoes	2	(D)
Fruits, tree nuts, and berries	2	(D)
Nursery, greenhouse, floriculture, and sod	1	(D)
Cut Christmas trees and short rotation woody crops	3	16
Other crops and hay	29	70
Poultry and eggs	11	12
Cattle and calves	16	(D)
Milk and other dairy products from cows	5	396
Hogs and pigs	7	2
Sheep, goats, and their products	2	(D)
Horses, ponies, mules, burros, and donkeys	8	9
Aquaculture	2	(D)
Other animals and other animal products	2	(D)
TOP CROP ITEMS (acres)		
Forage - land used for all hay and haylage, grass silage, and greenchop	46	1,683
Cut Christmas trees	5	56
Corn for silage or greenchop	1	(D)
Vegetables harvested for sale	2	(D)
Apples	2	(D)
TOP LIVESTOCK INVENTORY ITEMS (number)		
Layers	22	581
Cattle and calves	20	559
Goats, all	5	(D)
Hogs and pigs	5	180
Horses and ponies	25	172

Operator Characteristics

Item	Quantity
Primary occupation:	
Farming	29
Other	33
Days worked off farm:	
None	16
Any	46
Years on present farm:	
2 years or less	2
3 to 4 years	10
5 to 9 years	20
10 years or more	30
Age group:	
Under 45 years	16
45 to 64 years	33
65 years and over	13
Average age of principal operator (years)	54.1

Economic Characteristics

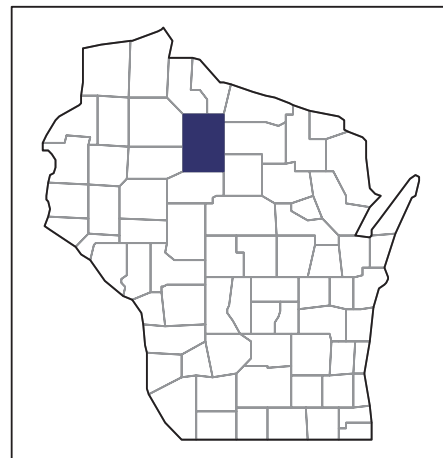
Item	Quantity
Farms by value of sales:	
Less than \$1,000	20
\$1,000 to \$2,499	15
\$2,500 to \$4,999	11
\$5,000 to \$9,999	6
\$10,000 to \$49,999	5
\$50,000 to \$99,999	4
\$100,000 to \$249,999	1
\$250,000 to \$499,999	-
\$500,000 or more	-
Total farm production expenses (\$1,000)	870
Average per farm (\$)	14,039
Net cash farm income of operation (\$1,000)	-79
Average per farm (\$)	-1,271
Value of agricultural products sold directly to individuals for human consumption (\$1,000)	21
Total organic product sales (\$1,000)	(D)
Total income from farm-related sources, gross before taxes and expenses (\$1,000)	28

See "Census of Agriculture, Volume 1, Geographic Area Series" for complete footnotes, explanations, definitions, and methodology.
(D) Cannot be disclosed. (Z) Less than half of the unit shown.

2007 CENSUS OF AGRICULTURE

Price County – Wisconsin

Farms with Spanish, Hispanic, or Latino Operators Compared with All Farms



Data are not available at this geographic level for farms with Spanish, Hispanic, or Latino operators.



United States Department of Agriculture
National Agricultural Statistics Service

www.agcensus.usda.gov

2007 CENSUS OF AGRICULTURE

Price County – Wisconsin

Farms with American Indian or Alaska Native Operators Compared with All Farms



Data are not available at this geographic level for farms with American Indian or Alaska Native operators.



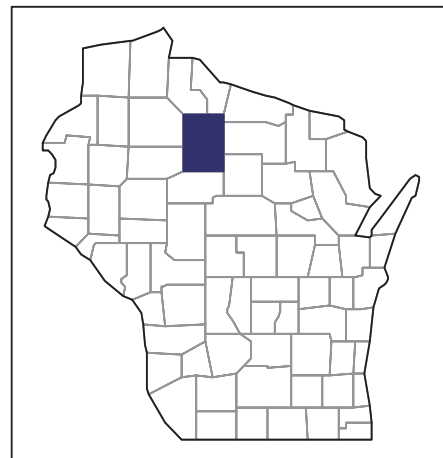
United States Department of Agriculture
National Agricultural Statistics Service

www.agcensus.usda.gov

2007 CENSUS *OF* AGRICULTURE

Price County – Wisconsin

**Farms with Asian Operators
Compared with All Farms**



Data are not available at this geographic level for farms with Asian operators.



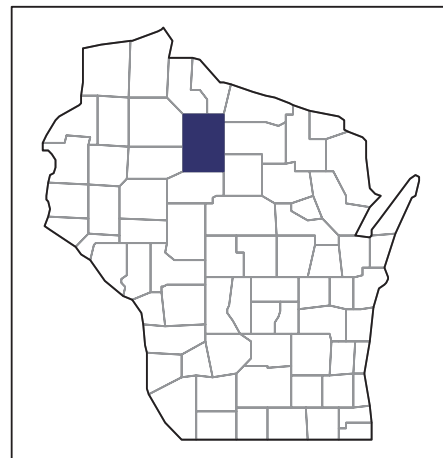
United States Department of Agriculture
National Agricultural Statistics Service

www.agcensus.usda.gov

2007 CENSUS *OF* AGRICULTURE

Price County – Wisconsin

**Farms with Black or African American
Operators Compared with All Farms**



Data are not available at this geographic level for farms with Black or African American operators.



United States Department of Agriculture
National Agricultural Statistics Service

www.agcensus.usda.gov

2007 CENSUS OF AGRICULTURE

Price County – Wisconsin

Farms with Native Hawaiian or Other Pacific Islander Operators Compared with All Farms



Data are not available at this geographic level for farms with Native Hawaiian or Other Pacific Islander operators.



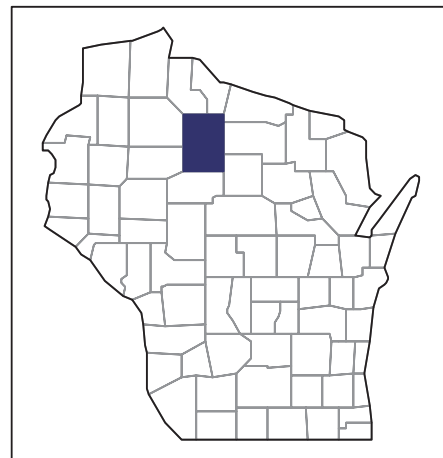
United States Department of Agriculture
National Agricultural Statistics Service

www.agcensus.usda.gov

2007 CENSUS OF AGRICULTURE

Price County – Wisconsin

**Farms with White Operators
Compared with All Farms**



Data are not available at this geographic level for farms with White operators.



United States Department of Agriculture
National Agricultural Statistics Service

www.agcensus.usda.gov

