

2007 CENSUS OF AGRICULTURE



Racine County – Wisconsin

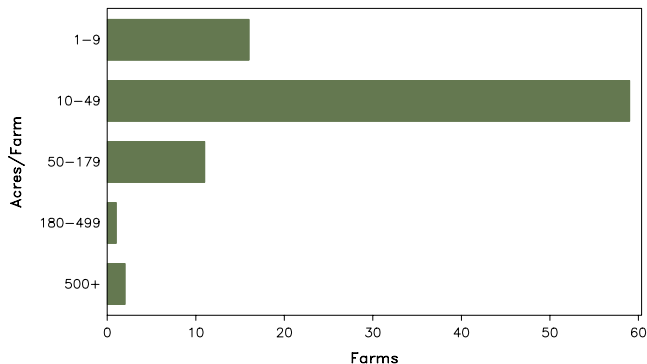
Farms with Women Principal Operators Compared with All Farms

	Women Principal Operators	All Farms
Number of Farms	89	652
Land in Farms	3,548 acres	120,459 acres
Average Size of Farm	40 acres	185 acres
Market Value of Products Sold	\$5,588,000	\$101,923,000
Crop Sales	(D)	\$62,456,000
Livestock Sales	(D)	\$39,467,000
Average Per Farm	\$62,784	\$156,324
Government Payments	\$52,000	\$2,081,000
Average Per Farm Receiving Payments	\$2,615	\$6,050

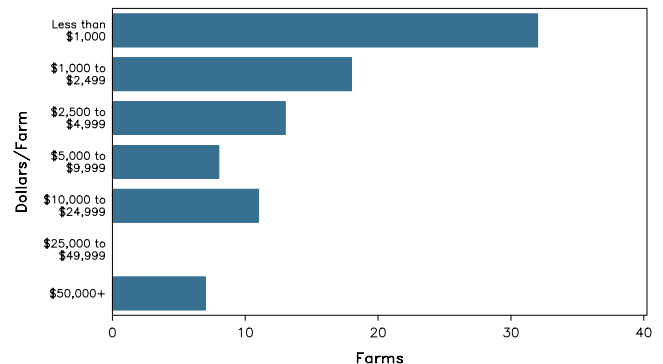
See footnotes on reverse page.

Farms with Women Principal Operators

Farms by Size



Farms by Economic Size



2007 CENSUS OF AGRICULTURE

Racine County – Wisconsin Farms with Women Principal Operators

Selected Highlights

Item	Farms	Quantity
MARKET VALUE OF AGRICULTURAL PRODUCTS SOLD (\$1,000)		
Total value of agricultural products sold	89	5,588
Value of crops including nursery and greenhouse	34	(D)
Value of livestock, poultry, and their products	34	(D)
VALUE OF SALES BY COMMODITY GROUP (\$1,000)		
Grains, oilseeds, dry beans, and dry peas	6	(D)
Tobacco	-	-
Cotton and cottonseed	-	-
Vegetables, melons, potatoes and sweet potatoes	3	7
Fruits, tree nuts, and berries	4	167
Nursery, greenhouse, floriculture, and sod	6	(D)
Cut Christmas trees and short rotation woody crops	-	-
Other crops and hay	22	71
Poultry and eggs	13	17
Cattle and calves	8	(D)
Milk and other dairy products from cows	2	(D)
Hogs and pigs	2	(D)
Sheep, goats, and their products	10	13
Horses, ponies, mules, burros, and donkeys	16	68
Aquaculture	-	-
Other animals and other animal products	6	2
TOP CROP ITEMS (acres)		
Forage - land used for all hay and haylage, grass silage, and greenchop	38	787
Soybeans for beans	2	(D)
Corn for grain	6	170
Corn for silage or greenchop	1	(D)
Oats for grain	6	54
TOP LIVESTOCK INVENTORY ITEMS (number)		
Horses and ponies	60	586
Layers	14	450
Ducks	10	303
Cattle and calves	9	291
Goats, all	12	172

Operator Characteristics

Item	Quantity
Primary occupation:	
Farming	26
Other	63
Days worked off farm:	
None	26
Any	63
Years on present farm:	
2 years or less	-
3 to 4 years	8
5 to 9 years	12
10 years or more	69
Age group:	
Under 45 years	15
45 to 64 years	56
65 years and over	18
Average age of principal operator (years)	54.7

Economic Characteristics

Item	Quantity
Farms by value of sales:	
Less than \$1,000	41
\$1,000 to \$2,499	15
\$2,500 to \$4,999	9
\$5,000 to \$9,999	7
\$10,000 to \$49,999	10
\$50,000 to \$99,999	2
\$100,000 to \$249,999	1
\$250,000 to \$499,999	3
\$500,000 or more	1
Total farm production expenses (\$1,000)	5,604
Average per farm (\$)	62,971
Net cash farm income of operation (\$1,000)	500
Average per farm (\$)	5,616
Value of agricultural products sold directly to individuals for human consumption (\$1,000)	(D)
Total organic product sales (\$1,000)	(D)
Total income from farm-related sources, gross before taxes and expenses (\$1,000)	464

See "Census of Agriculture, Volume 1, Geographic Area Series" for complete footnotes, explanations, definitions, and methodology.
(D) Cannot be disclosed. (Z) Less than half of the unit shown.

2007 CENSUS OF AGRICULTURE

Racine County – Wisconsin

Farms with Spanish, Hispanic, or Latino Operators Compared with All Farms



Data are not available at this geographic level for farms with Spanish, Hispanic, or Latino operators.



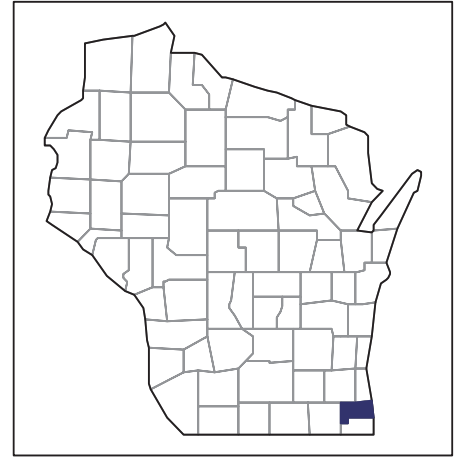
United States Department of Agriculture
National Agricultural Statistics Service

www.agcensus.usda.gov

2007 CENSUS OF AGRICULTURE

Racine County – Wisconsin

Farms with American Indian or Alaska Native Operators Compared with All Farms



Data are not available at this geographic level for farms with American Indian or Alaska Native operators.



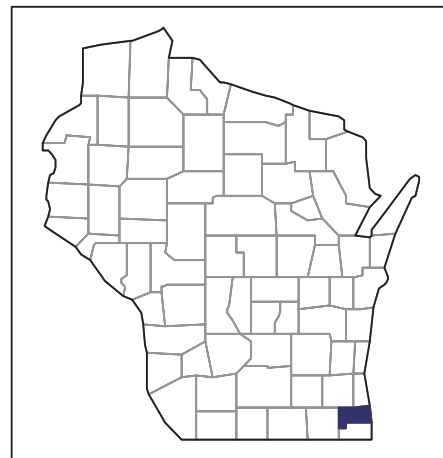
United States Department of Agriculture
National Agricultural Statistics Service

www.agcensus.usda.gov

2007 CENSUS OF AGRICULTURE

Racine County – Wisconsin

**Farms with Asian Operators
Compared with All Farms**



Data are not available at this geographic level for farms with Asian operators.



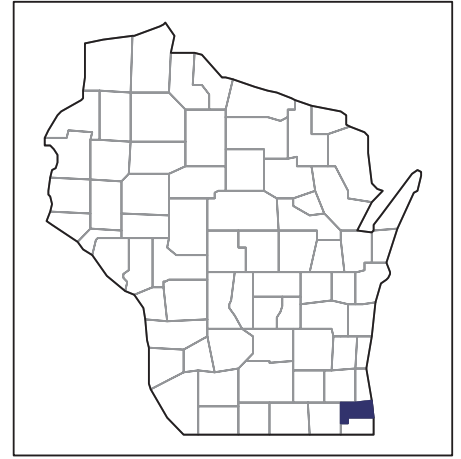
United States Department of Agriculture
National Agricultural Statistics Service

www.agcensus.usda.gov

2007 CENSUS OF AGRICULTURE

Racine County – Wisconsin

Farms with Black or African American Operators Compared with All Farms



Data are not available at this geographic level for farms with Black or African American operators.



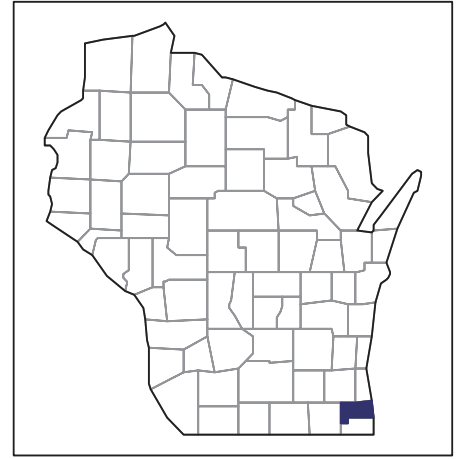
United States Department of Agriculture
National Agricultural Statistics Service

www.agcensus.usda.gov

2007 CENSUS OF AGRICULTURE

Racine County – Wisconsin

Farms with Native Hawaiian or Other Pacific Islander Operators Compared with All Farms



Data are not available at this geographic level for farms with Native Hawaiian or Other Pacific Islander operators.



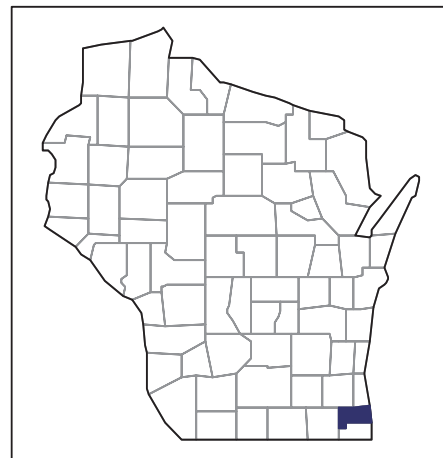
United States Department of Agriculture
National Agricultural Statistics Service

www.agcensus.usda.gov

2007 CENSUS OF AGRICULTURE

Racine County – Wisconsin

Farms with White Operators
Compared with All Farms



Data are not available at this geographic level for farms with White operators.



United States Department of Agriculture
National Agricultural Statistics Service

www.agcensus.usda.gov

