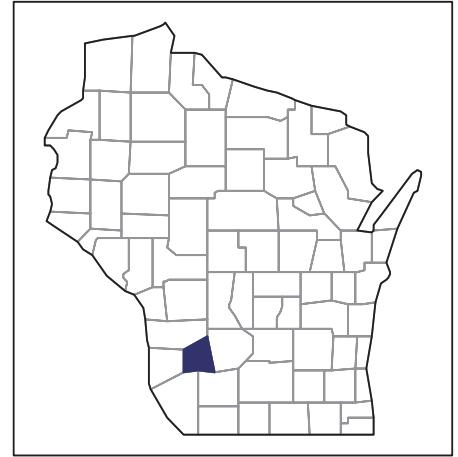


# 2007 CENSUS OF AGRICULTURE



## Richland County – Wisconsin

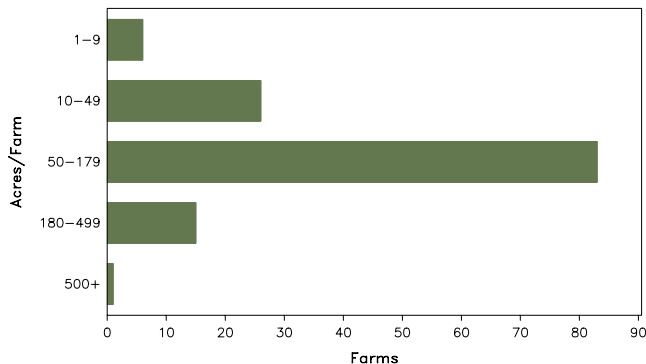
### Farms with Women Principal Operators Compared with All Farms

	Women Principal Operators	All Farms
<b>Number of Farms</b>	131	1,545
<b>Land in Farms</b>	15,004 acres	253,776 acres
<b>Average Size of Farm</b>	115 acres	164 acres
<b>Market Value of Products Sold</b>	\$2,682,000	\$83,967,000
Crop Sales	\$338,000	\$14,451,000
Livestock Sales	\$2,344,000	\$69,516,000
Average Per Farm	\$20,477	\$54,348
<b>Government Payments</b>	\$211,000	\$2,710,000
Average Per Farm Receiving Payments	\$2,425	\$2,754

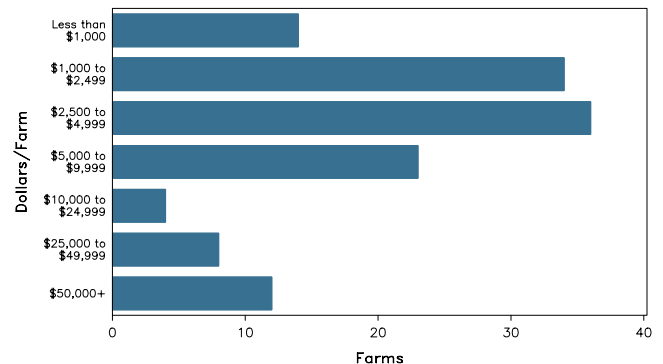
See footnotes on reverse page.

### Farms with Women Principal Operators

Farms by Size



Farms by Economic Size



# 2007 CENSUS OF AGRICULTURE

## Richland County – Wisconsin Farms with Women Principal Operators

### Selected Highlights

Item	Farms	Quantity
<b>MARKET VALUE OF AGRICULTURAL PRODUCTS SOLD (\$1,000)</b>		
Total value of agricultural products sold	131	2,682
Value of crops including nursery and greenhouse	41	338
Value of livestock, poultry, and their products	48	2,344
<b>VALUE OF SALES BY COMMODITY GROUP (\$1,000)</b>		
Grains, oilseeds, dry beans, and dry peas	15	135
Tobacco	-	-
Cotton and cottonseed	-	-
Vegetables, melons, potatoes and sweet potatoes	7	(D)
Fruits, tree nuts, and berries	1	(D)
Nursery, greenhouse, floriculture, and sod	1	(D)
Cut Christmas trees and short rotation woody crops	-	-
Other crops and hay	24	(D)
Poultry and eggs	16	(D)
Cattle and calves	41	(D)
Milk and other dairy products from cows	12	670
Hogs and pigs	3	1
Sheep, goats, and their products	5	(D)
Horses, ponies, mules, burros, and donkeys	2	(D)
Aquaculture	-	-
Other animals and other animal products	1	(D)
<b>TOP CROP ITEMS (acres)</b>		
Forage - land used for all hay and haylage, grass silage, and greenchop	45	1,436
Corn for grain	15	373
Soybeans for beans	7	187
Vegetables harvested for sale	7	39
Sweet corn	1	(D)
<b>TOP LIVESTOCK INVENTORY ITEMS (number)</b>		
Ducks	4	(D)
Cattle and calves	46	1,137
Layers	12	993
Broilers and other meat-type chickens	3	525
Horses and ponies	31	184

### Operator Characteristics

Item	Quantity
Primary occupation:	
Farming	52
Other	79
Days worked off farm:	
None	55
Any	76
Years on present farm:	
2 years or less	3
3 to 4 years	12
5 to 9 years	18
10 years or more	98
Age group:	
Under 45 years	19
45 to 64 years	59
65 years and over	53
Average age of principal operator (years)	60.0

### Economic Characteristics

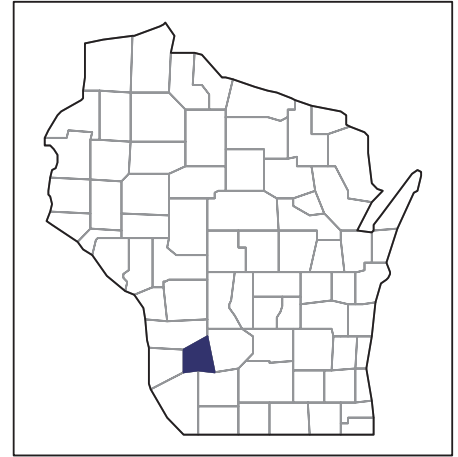
Item	Quantity
Farms by value of sales:	
Less than \$1,000	70
\$1,000 to \$2,499	9
\$2,500 to \$4,999	15
\$5,000 to \$9,999	13
\$10,000 to \$49,999	12
\$50,000 to \$99,999	5
\$100,000 to \$249,999	6
\$250,000 to \$499,999	-
\$500,000 or more	1
Total farm production expenses (\$1,000)	3,611
Average per farm (\$)	27,566
Net cash farm income of operation (\$1,000)	-573
Average per farm (\$)	-4,372
Value of agricultural products sold directly to individuals for human consumption (\$1,000)	47
Total organic product sales (\$1,000)	13
Total income from farm-related sources, gross before taxes and expenses (\$1,000)	145

See "Census of Agriculture, Volume 1, Geographic Area Series" for complete footnotes, explanations, definitions, and methodology.  
(D) Cannot be disclosed. (Z) Less than half of the unit shown.

# 2007 CENSUS OF AGRICULTURE

## Richland County – Wisconsin

### Farms with Spanish, Hispanic, or Latino Operators Compared with All Farms



Data are not available at this geographic level for farms with Spanish, Hispanic, or Latino operators.



United States Department of Agriculture  
National Agricultural Statistics Service

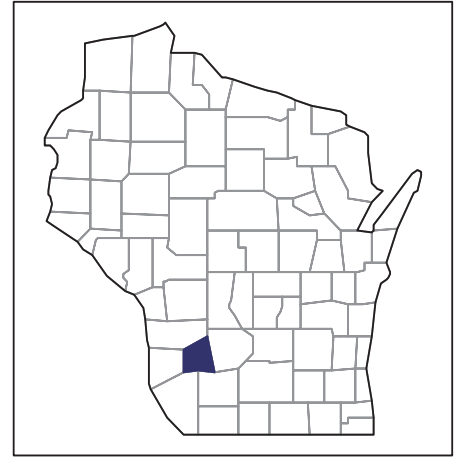
[www.agcensus.usda.gov](http://www.agcensus.usda.gov)



# 2007 CENSUS OF AGRICULTURE

## Richland County – Wisconsin

### Farms with American Indian or Alaska Native Operators Compared with All Farms



Data are not available at this geographic level for farms with American Indian or Alaska Native operators.



United States Department of Agriculture  
National Agricultural Statistics Service

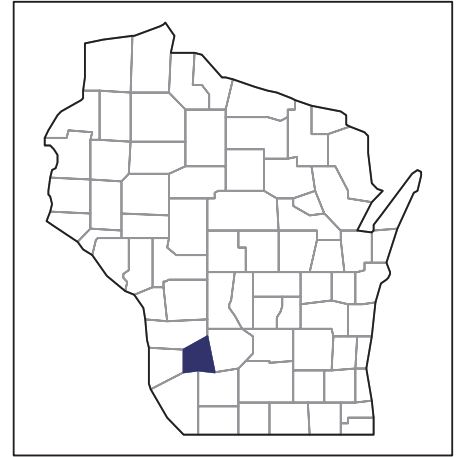
[www.agcensus.usda.gov](http://www.agcensus.usda.gov)



# 2007 CENSUS *OF* AGRICULTURE

**Richland County – Wisconsin**

**Farms with Asian Operators  
Compared with All Farms**



**Data are not available at this geographic level for farms with Asian operators.**



United States Department of Agriculture  
National Agricultural Statistics Service

[www.agcensus.usda.gov](http://www.agcensus.usda.gov)

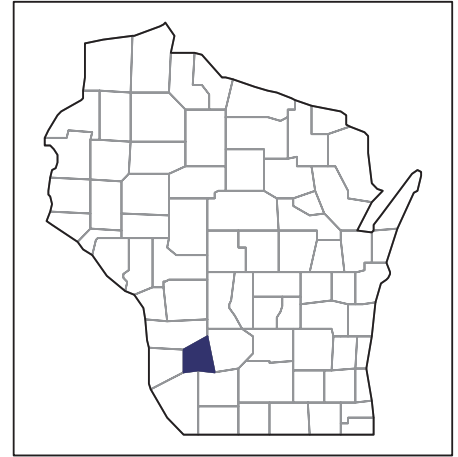




# 2007 CENSUS OF AGRICULTURE

**Richland County – Wisconsin**

**Farms with Black or African American Operators Compared with All Farms**



**Data are not available at this geographic level for farms with Black or African American operators.**



United States Department of Agriculture  
National Agricultural Statistics Service

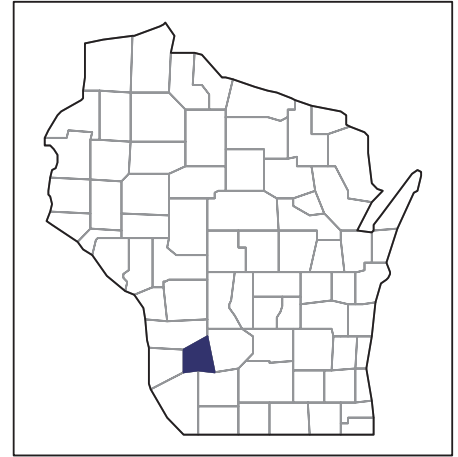
[www.agcensus.usda.gov](http://www.agcensus.usda.gov)



# 2007 CENSUS OF AGRICULTURE

## Richland County – Wisconsin

### Farms with Native Hawaiian or Other Pacific Islander Operators Compared with All Farms



Data are not available at this geographic level for farms with Native Hawaiian or Other Pacific Islander operators.



United States Department of Agriculture  
National Agricultural Statistics Service

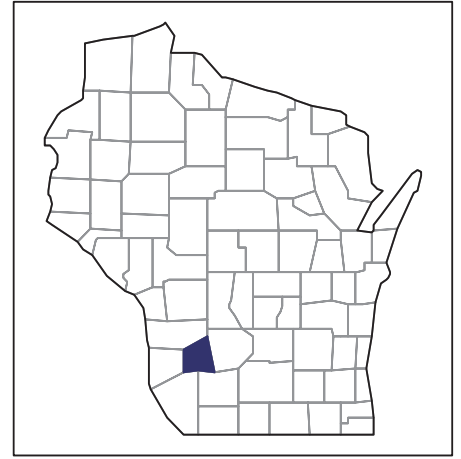
[www.agcensus.usda.gov](http://www.agcensus.usda.gov)



# 2007 CENSUS OF AGRICULTURE

**Richland County – Wisconsin**

**Farms with White Operators  
Compared with All Farms**



**Data are not available at this geographic level for farms with White operators.**



United States Department of Agriculture  
National Agricultural Statistics Service

[www.agcensus.usda.gov](http://www.agcensus.usda.gov)

