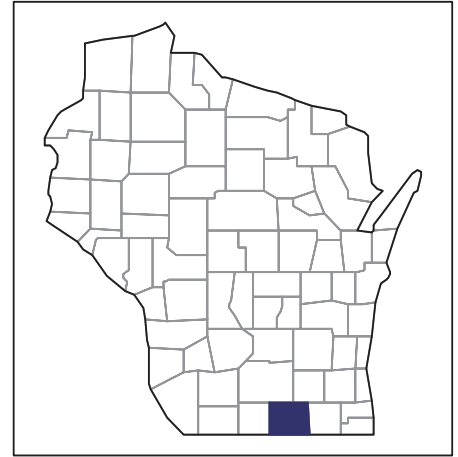


# 2007 CENSUS OF AGRICULTURE



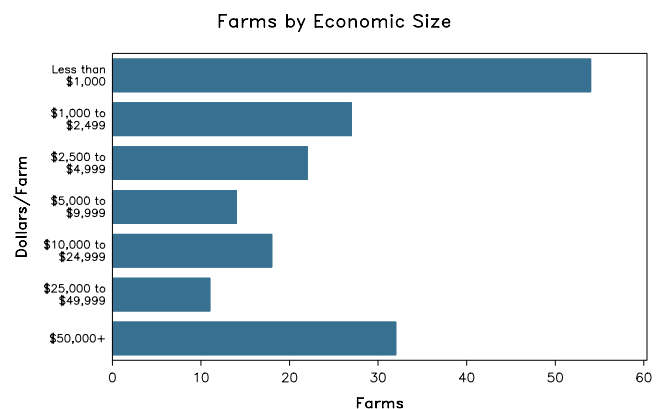
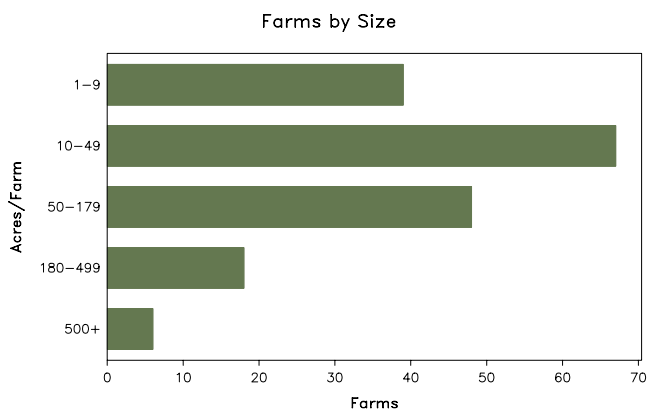
## Rock County – Wisconsin

### Farms with Women Principal Operators Compared with All Farms

	Women Principal Operators	All Farms
<b>Number of Farms</b>	178	1,556
<b>Land in Farms</b>	24,124 acres	344,361 acres
<b>Average Size of Farm</b>	136 acres	221 acres
<b>Market Value of Products Sold</b>	\$11,282,000	\$195,621,000
Crop Sales	\$7,872,000	\$121,635,000
Livestock Sales	\$3,411,000	\$73,986,000
Average Per Farm	\$63,385	\$125,720
<b>Government Payments</b>	\$461,000	\$7,095,000
Average Per Farm Receiving Payments	\$4,961	\$6,357

See footnotes on reverse page.

### Farms with Women Principal Operators



# 2007 CENSUS OF AGRICULTURE

## Rock County – Wisconsin Farms with Women Principal Operators

### Selected Highlights

Item	Farms	Quantity
<b>MARKET VALUE OF AGRICULTURAL PRODUCTS SOLD (\$1,000)</b>		
Total value of agricultural products sold	178	11,282
Value of crops including nursery and greenhouse	80	7,872
Value of livestock, poultry, and their products	74	3,411
<b>VALUE OF SALES BY COMMODITY GROUP (\$1,000)</b>		
Grains, oilseeds, dry beans, and dry peas	45	(D)
Tobacco	-	-
Cotton and cottonseed	-	-
Vegetables, melons, potatoes and sweet potatoes	11	214
Fruits, tree nuts, and berries	9	(D)
Nursery, greenhouse, floriculture, and sod	9	(D)
Cut Christmas trees and short rotation woody crops	-	-
Other crops and hay	39	195
Poultry and eggs	27	(D)
Cattle and calves	32	(D)
Milk and other dairy products from cows	9	954
Hogs and pigs	6	62
Sheep, goats, and their products	18	88
Horses, ponies, mules, burros, and donkeys	13	59
Aquaculture	-	-
Other animals and other animal products	4	2
<b>TOP CROP ITEMS (acres)</b>		
Corn for grain	40	9,420
Soybeans for beans	28	4,229
Forage - land used for all hay and haylage, grass silage, and greenchop	78	1,914
Wheat for grain, all	7	675
Corn for silage or greenchop	16	381
<b>TOP LIVESTOCK INVENTORY ITEMS (number)</b>		
Cattle and calves	53	2,179
Sheep and lambs	19	920
Layers	28	777
Horses and ponies	75	587
Hogs and pigs	9	384

### Operator Characteristics

Item	Quantity
Primary occupation:	
Farming	81
Other	97
Days worked off farm:	
None	76
Any	102
Years on present farm:	
2 years or less	5
3 to 4 years	19
5 to 9 years	39
10 years or more	115
Age group:	
Under 45 years	32
45 to 64 years	107
65 years and over	39
Average age of principal operator (years)	56.4

### Economic Characteristics

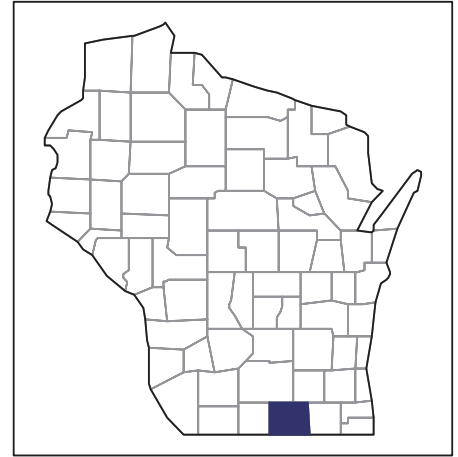
Item	Quantity
Farms by value of sales:	
Less than \$1,000	91
\$1,000 to \$2,499	9
\$2,500 to \$4,999	9
\$5,000 to \$9,999	9
\$10,000 to \$49,999	28
\$50,000 to \$99,999	16
\$100,000 to \$249,999	8
\$250,000 to \$499,999	3
\$500,000 or more	5
Total farm production expenses (\$1,000)	10,602
Average per farm (\$)	59,564
Net cash farm income of operation (\$1,000)	2,165
Average per farm (\$)	12,165
Value of agricultural products sold directly to individuals for human consumption (\$1,000)	276
Total organic product sales (\$1,000)	132
Total income from farm-related sources, gross before taxes and expenses (\$1,000)	1,024

See "Census of Agriculture, Volume 1, Geographic Area Series" for complete footnotes, explanations, definitions, and methodology.  
(D) Cannot be disclosed. (Z) Less than half of the unit shown.

# 2007 CENSUS OF AGRICULTURE

## Rock County – Wisconsin

### Farms with Spanish, Hispanic, or Latino Operators Compared with All Farms



Data are not available at this geographic level for farms with Spanish, Hispanic, or Latino operators.



United States Department of Agriculture  
National Agricultural Statistics Service

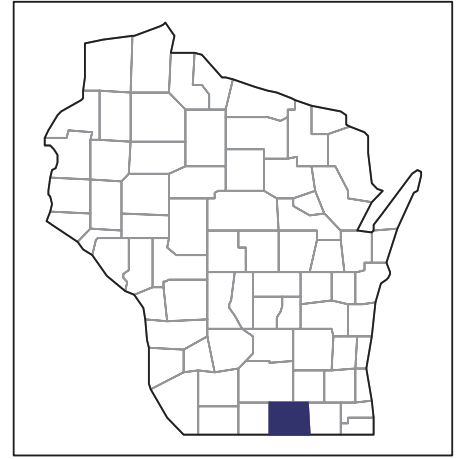
[www.agcensus.usda.gov](http://www.agcensus.usda.gov)



# 2007 CENSUS OF AGRICULTURE

## Rock County – Wisconsin

### Farms with American Indian or Alaska Native Operators Compared with All Farms



Data are not available at this geographic level for farms with American Indian or Alaska Native operators.



United States Department of Agriculture  
National Agricultural Statistics Service

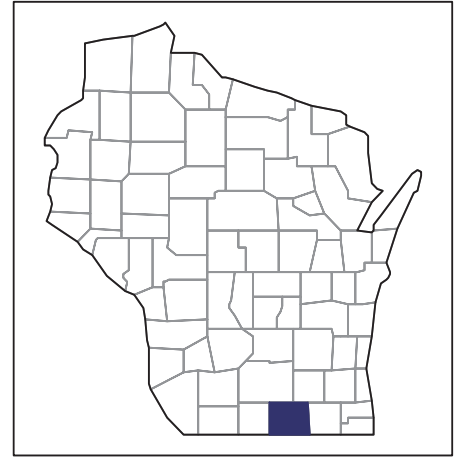
[www.agcensus.usda.gov](http://www.agcensus.usda.gov)



# 2007 CENSUS *OF* AGRICULTURE

**Rock County – Wisconsin**

**Farms with Asian Operators  
Compared with All Farms**



**Data are not available at this geographic level for farms with Asian operators.**



United States Department of Agriculture  
National Agricultural Statistics Service

[www.agcensus.usda.gov](http://www.agcensus.usda.gov)

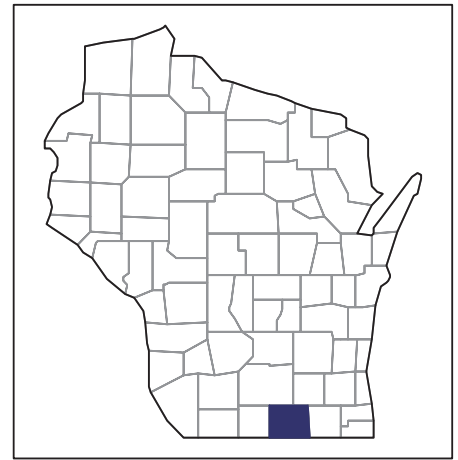




# 2007 CENSUS OF AGRICULTURE

**Rock County – Wisconsin**

**Farms with Black or African American Operators Compared with All Farms**



Data are not available at this geographic level for farms with Black or African American operators.



United States Department of Agriculture  
National Agricultural Statistics Service

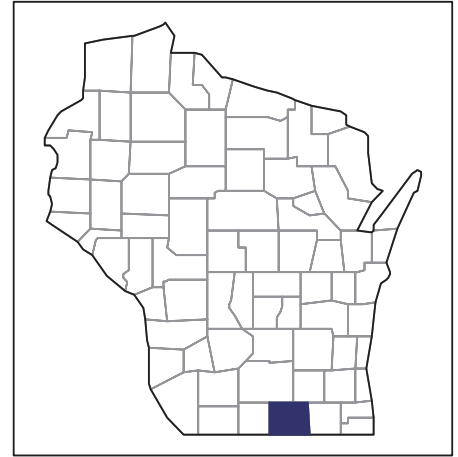
[www.agcensus.usda.gov](http://www.agcensus.usda.gov)



# 2007 CENSUS OF AGRICULTURE

## Rock County – Wisconsin

### Farms with Native Hawaiian or Other Pacific Islander Operators Compared with All Farms



Data are not available at this geographic level for farms with Native Hawaiian or Other Pacific Islander operators.



United States Department of Agriculture  
National Agricultural Statistics Service

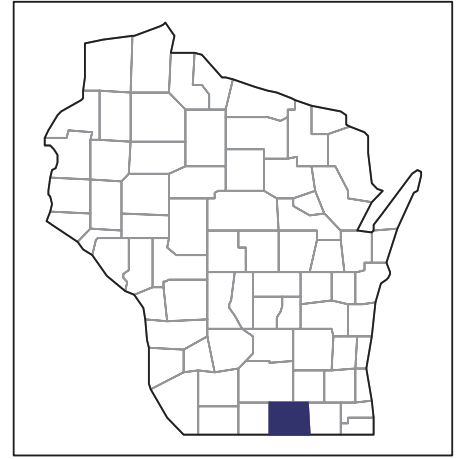
[www.agcensus.usda.gov](http://www.agcensus.usda.gov)



# 2007 CENSUS OF AGRICULTURE

Rock County – Wisconsin

Farms with White Operators  
Compared with All Farms



Data are not available at this geographic level for farms with White operators.



United States Department of Agriculture  
National Agricultural Statistics Service

[www.agcensus.usda.gov](http://www.agcensus.usda.gov)

