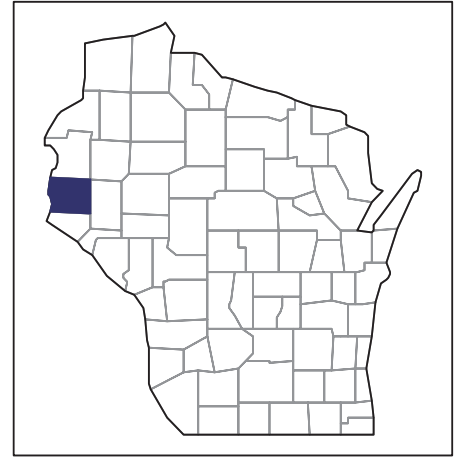


2007 CENSUS OF AGRICULTURE



St. Croix County – Wisconsin

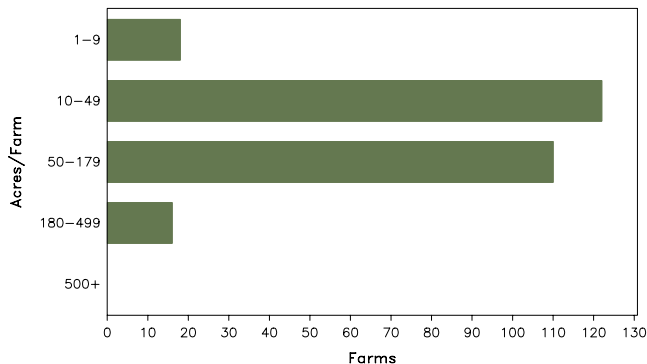
Farms with Women Principal Operators Compared with All Farms

	Women Principal Operators	All Farms
Number of Farms	266	1,808
Land in Farms	19,389 acres	308,275 acres
Average Size of Farm	73 acres	171 acres
Market Value of Products Sold	\$1,357,000	\$142,521,000
Crop Sales	\$318,000	\$32,269,000
Livestock Sales	\$1,039,000	\$110,252,000
Average Per Farm	\$5,101	\$78,828
Government Payments	\$476,000	\$4,957,000
Average Per Farm Receiving Payments	\$3,305	\$4,111

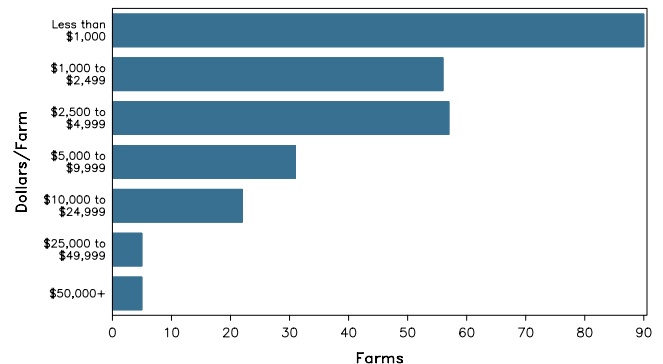
See footnotes on reverse page.

Farms with Women Principal Operators

Farms by Size



Farms by Economic Size



2007 CENSUS OF AGRICULTURE

St. Croix County – Wisconsin Farms with Women Principal Operators

Selected Highlights

Item	Farms	Quantity
MARKET VALUE OF AGRICULTURAL PRODUCTS SOLD (\$1,000)		
Total value of agricultural products sold	266	1,357
Value of crops including nursery and greenhouse	55	318
Value of livestock, poultry, and their products	77	1,039
VALUE OF SALES BY COMMODITY GROUP (\$1,000)		
Grains, oilseeds, dry beans, and dry peas	17	(D)
Tobacco	-	-
Cotton and cottonseed	-	-
Vegetables, melons, potatoes and sweet potatoes	5	71
Fruits, tree nuts, and berries	5	(D)
Nursery, greenhouse, floriculture, and sod	1	(D)
Cut Christmas trees and short rotation woody crops	-	-
Other crops and hay	36	77
Poultry and eggs	12	55
Cattle and calves	38	375
Milk and other dairy products from cows	4	518
Hogs and pigs	8	9
Sheep, goats, and their products	8	-
Horses, ponies, mules, burros, and donkeys	18	71
Aquaculture	-	-
Other animals and other animal products	9	11
TOP CROP ITEMS (acres)		
Forage - land used for all hay and haylage, grass silage, and greenchop	74	1,848
Corn for grain	17	804
Soybeans for beans	7	355
Corn for silage or greenchop	5	290
Oats for grain	4	150
TOP LIVESTOCK INVENTORY ITEMS (number)		
Broilers and other meat-type chickens	4	3,754
Cattle and calves	53	1,460
Horses and ponies	105	1,001
Quail	2	(D)
Layers	20	298

Operator Characteristics

Item	Quantity
Primary occupation:	
Farming	83
Other	183
Days worked off farm:	
None	103
Any	163
Years on present farm:	
2 years or less	12
3 to 4 years	14
5 to 9 years	51
10 years or more	189
Age group:	
Under 45 years	52
45 to 64 years	160
65 years and over	54
Average age of principal operator (years)	55.3

Economic Characteristics

Item	Quantity
Farms by value of sales:	
Less than \$1,000	180
\$1,000 to \$2,499	19
\$2,500 to \$4,999	22
\$5,000 to \$9,999	21
\$10,000 to \$49,999	19
\$50,000 to \$99,999	1
\$100,000 to \$249,999	4
\$250,000 to \$499,999	-
\$500,000 or more	-
Total farm production expenses (\$1,000)	4,094
Average per farm (\$)	15,389
Net cash farm income of operation (\$1,000)	-2,013
Average per farm (\$)	-7,567
Value of agricultural products sold directly to individuals for human consumption (\$1,000)	126
Total organic product sales (\$1,000)	39
Total income from farm-related sources, gross before taxes and expenses (\$1,000)	248

See "Census of Agriculture, Volume 1, Geographic Area Series" for complete footnotes, explanations, definitions, and methodology.
(D) Cannot be disclosed. (Z) Less than half of the unit shown.

2007 CENSUS OF AGRICULTURE

St. Croix County – Wisconsin

Farms with Spanish, Hispanic, or Latino Operators Compared with All Farms



Data are not available at this geographic level for farms with Spanish, Hispanic, or Latino operators.



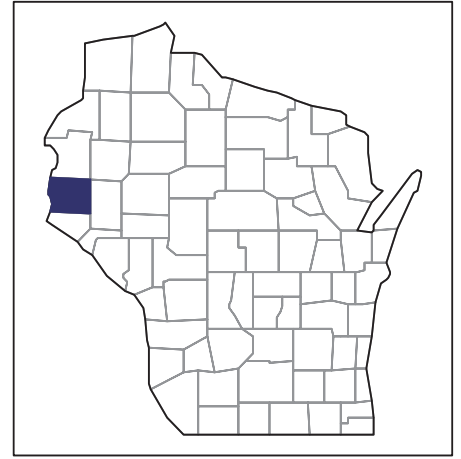
United States Department of Agriculture
National Agricultural Statistics Service

www.agcensus.usda.gov

2007 CENSUS OF AGRICULTURE

St. Croix County – Wisconsin

Farms with American Indian or Alaska Native Operators Compared with All Farms



Data are not available at this geographic level for farms with American Indian or Alaska Native operators.



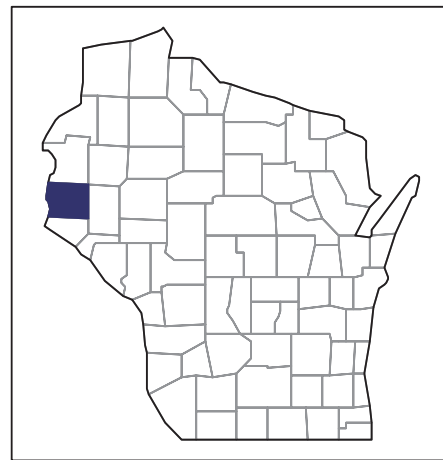
United States Department of Agriculture
National Agricultural Statistics Service

www.agcensus.usda.gov

2007 CENSUS *OF* AGRICULTURE

St. Croix County – Wisconsin

**Farms with Asian Operators
Compared with All Farms**



Data are not available at this geographic level for farms with Asian operators.



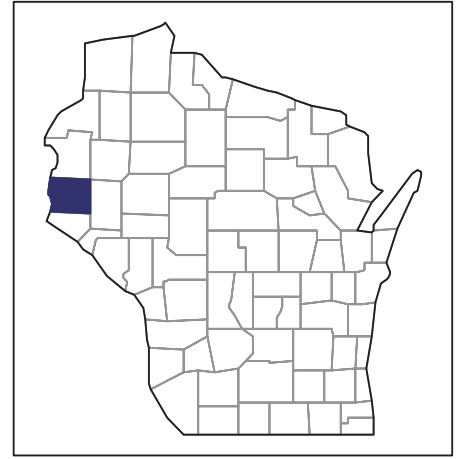
United States Department of Agriculture
National Agricultural Statistics Service

www.agcensus.usda.gov

2007 CENSUS OF AGRICULTURE

St. Croix County – Wisconsin

Farms with Black or African American Operators Compared with All Farms



Data are not available at this geographic level for farms with Black or African American operators.



United States Department of Agriculture
National Agricultural Statistics Service

www.agcensus.usda.gov

2007 CENSUS OF AGRICULTURE

St. Croix County – Wisconsin

Farms with Native Hawaiian or Other Pacific Islander Operators Compared with All Farms



Data are not available at this geographic level for farms with Native Hawaiian or Other Pacific Islander operators.



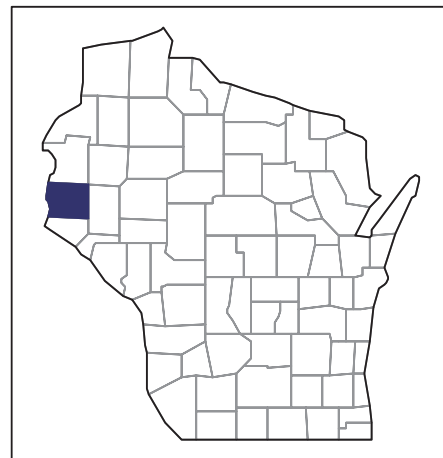
United States Department of Agriculture
National Agricultural Statistics Service

www.agcensus.usda.gov

2007 CENSUS *OF* AGRICULTURE

St. Croix County – Wisconsin

**Farms with White Operators
Compared with All Farms**



Data are not available at this geographic level for farms with White operators.



United States Department of Agriculture
National Agricultural Statistics Service

www.agcensus.usda.gov

